



US00D672915S

(12) **United States Design Patent**
Toft

(10) **Patent No.:** **US D672,915 S**
(45) **Date of Patent:** **** Dec. 18, 2012**

(54) **LENS OF A LIGHTING FIXTURE**
(75) Inventor: **Uffe Kjaergaard Toft, Hojbjerg (DK)**
(73) Assignee: **Martin Professional A/S (DK)**
(**) Term: **14 Years**

(21) Appl. No.: **29/410,725**
(22) Filed: **Jan. 11, 2012**

(30) **Foreign Application Priority Data**

Dec. 9, 2011 (EM) 001960287

(51) **LOC (9) Cl.** **26-99**
(52) **U.S. Cl.** **D26/123**
(58) **Field of Classification Search** D26/1,
D26/2, 118, 113, 138, 119, 120, 121, 122,
D26/76, 77, 75, 78, 85, 86, 89, 90, 62, 64,
D26/65, 66, 63, 73, 72, 74, 68, 71, 28, 123,
D26/124, 127, 128, 129, 134, 135, 132, 139,
D26/154, 155, 152, 149, 148, 145, 143, 142,
D26/140, 141, 153, 144, 91, 92, 29, 24, 25,
D26/26, 8, 114, 37, 87; 362/202, 347, 349,
362/362, 419, 96, 192, 145, 294, 326, 267,
362/373, 249.01–249.12; D13/102, 179,
D13/180

See application file for complete search history.

(56) **References Cited**

U.S. PATENT DOCUMENTS

D322,136 S 12/1991 Shima et al.
D417,300 S 11/1999 Stacy et al.
D439,356 S 3/2001 Martinson et al.
D457,673 S 5/2002 Martinson et al.
6,578,994 B1 * 6/2003 Beyerlein 362/490
D492,436 S 6/2004 Smith et al.
D496,744 S 9/2004 Smith et al.
6,814,464 B2 * 11/2004 Galli 362/184
D563,577 S * 3/2008 Welch D26/28

D566,323 S * 4/2008 Piepgras et al. D26/123
D566,861 S * 4/2008 Takada et al. D26/1
D578,230 S * 10/2008 Huang D26/28
D578,677 S * 10/2008 Huang D26/28
D587,832 S * 3/2009 Bergmann et al. D26/63
D589,636 S * 3/2009 Pinette D26/63
D592,330 S * 5/2009 Huang D26/28
D592,778 S * 5/2009 Chang D26/28

(Continued)

FOREIGN PATENT DOCUMENTS

EP 1001212 A2 5/2000

(Continued)

OTHER PUBLICATIONS

Written Opinion for PCT/DK2011/050040, Mailed May 16, 2011.

(Continued)

Primary Examiner — Kevin Rudzinski

(74) *Attorney, Agent, or Firm* — Dykema Gossett PLLC

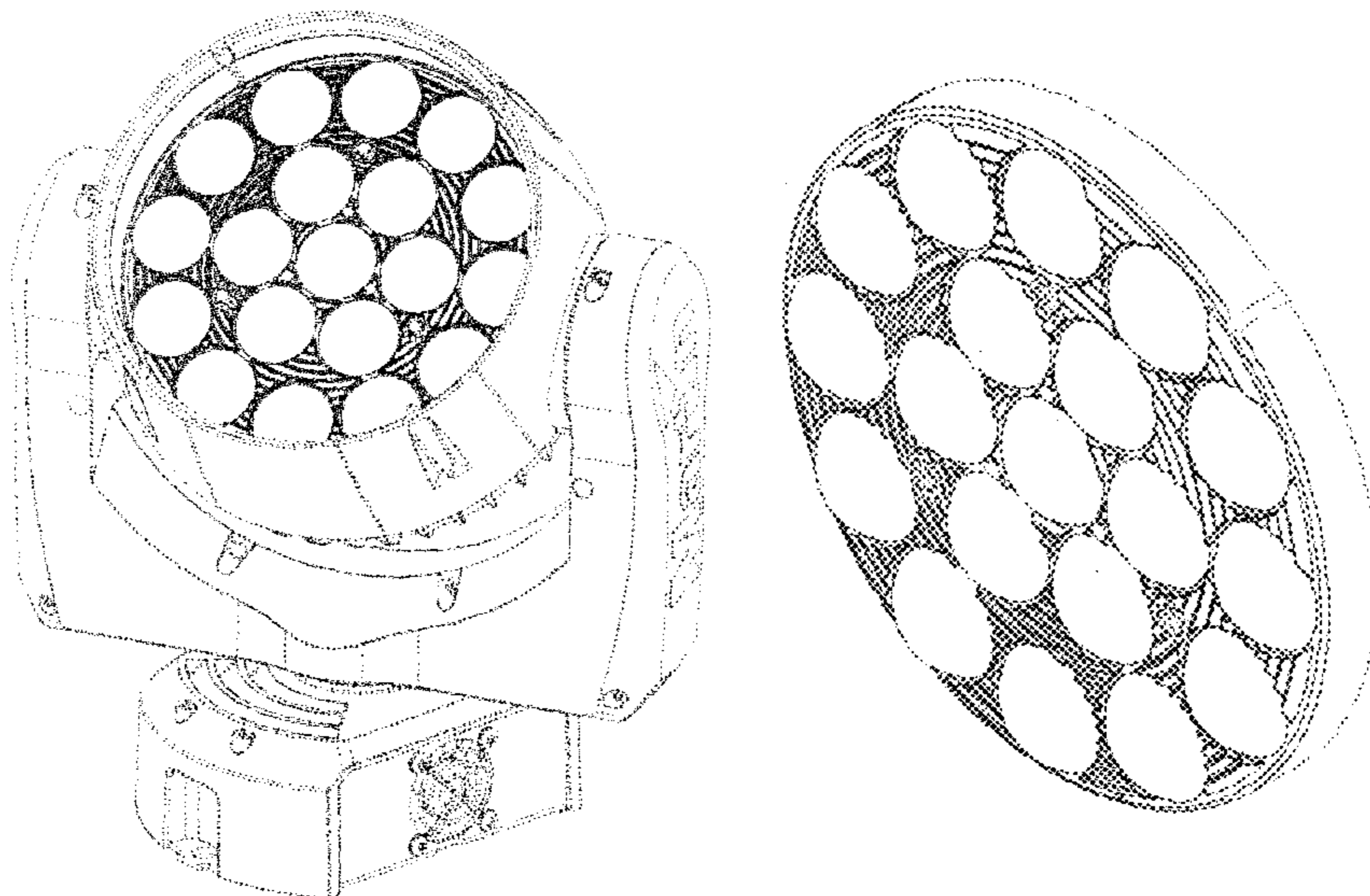
(57) **CLAIM**

The ornamental design for a lens of a lighting fixture, as shown and described.

DESCRIPTION

FIG. 1 is a first perspective view of the lens of a lighting fixture showing my new design;
FIG. 2 is a front elevational view thereof;
FIG. 3 is a rear elevational view thereof;
FIG. 4 is a second perspective view thereof;
FIG. 5 is a third perspective view thereof;
FIG. 6 is a top plan view thereof wherein the bottom is a mirror image thereof; and,
FIG. 7 is a left side elevational view thereof wherein the right side is a mirror image thereof.
Any broken line illustration of environmental structure in the drawings is not part of the design sought to be patented.

1 Claim, 7 Drawing Sheets



US D672,915 S

Page 2

U.S. PATENT DOCUMENTS

D601,727 S * 10/2009 Huang D26/28
D605,339 S 12/2009 Quadri
D605,789 S * 12/2009 Ko D26/28
D612,532 S 3/2010 Toft
D614,344 S 4/2010 Toft
D618,377 S 6/2010 Toft
D620,187 S 7/2010 Quadri
D625,452 S * 10/2010 Yamada D26/63
D626,255 S * 10/2010 Hiratsuka D26/1
D626,666 S * 11/2010 Yamamoto et al. D26/2
D629,555 S * 12/2010 Hiratsuka D26/118
D636,926 S * 4/2011 You D26/123
D638,573 S 5/2011 Toft
D639,983 S 6/2011 Quadri
D641,504 S * 7/2011 Lin D26/28
D642,309 S * 7/2011 Huang D26/28
8,104,928 B1 * 1/2012 Horn 362/287
D660,506 S * 5/2012 McMahan D26/118
D664,285 S * 7/2012 Toft D26/118
2004/0070984 A1 4/2004 Smith et al.

2007/0062032 A1* 3/2007 Ter-Hovhannissian 29/840
2008/0080190 A1* 4/2008 Walczak et al. 362/294
2009/0323364 A1 12/2009 Bornhorst et al.
2011/0199770 A1* 8/2011 Pedersen 362/249.03
2011/0235330 A1* 9/2011 Pedersen et al. 362/249.03
2011/0261568 A1* 10/2011 Dalsgaard 362/249.03
2012/0091917 A1* 4/2012 Vinther et al. 315/312

FOREIGN PATENT DOCUMENTS

EP 1898145 A1 3/2008

OTHER PUBLICATIONS

International Search Report for PCT/DK2011/050040, Mailed May 16, 2011.

Danish Search Report for Danish Application No. PA2010 00127, date completed Sep. 30, 2010.

Office Action for Danish Application No. PA2010 00127, Mailed Oct. 1, 2010.

* cited by examiner

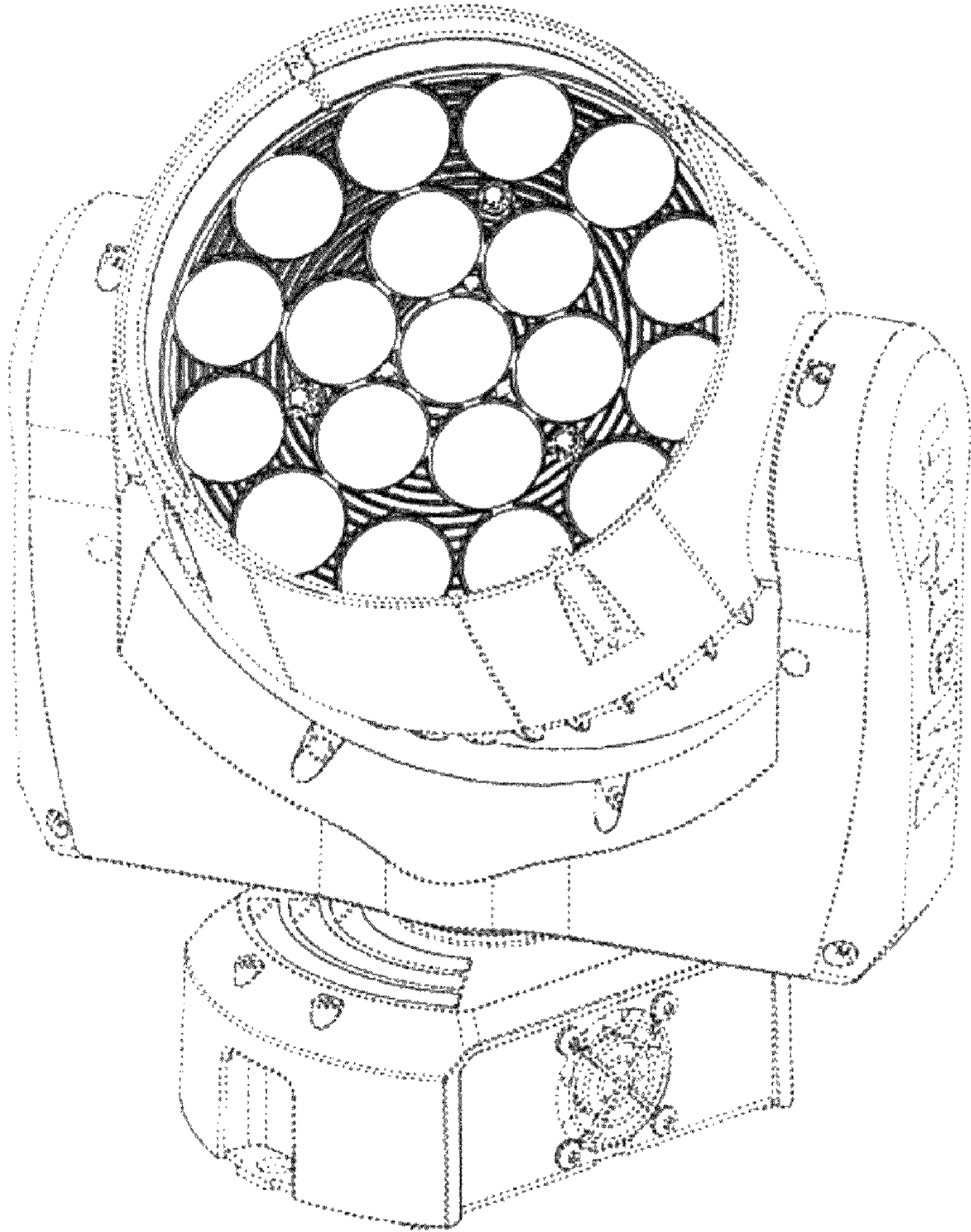


Fig. 1

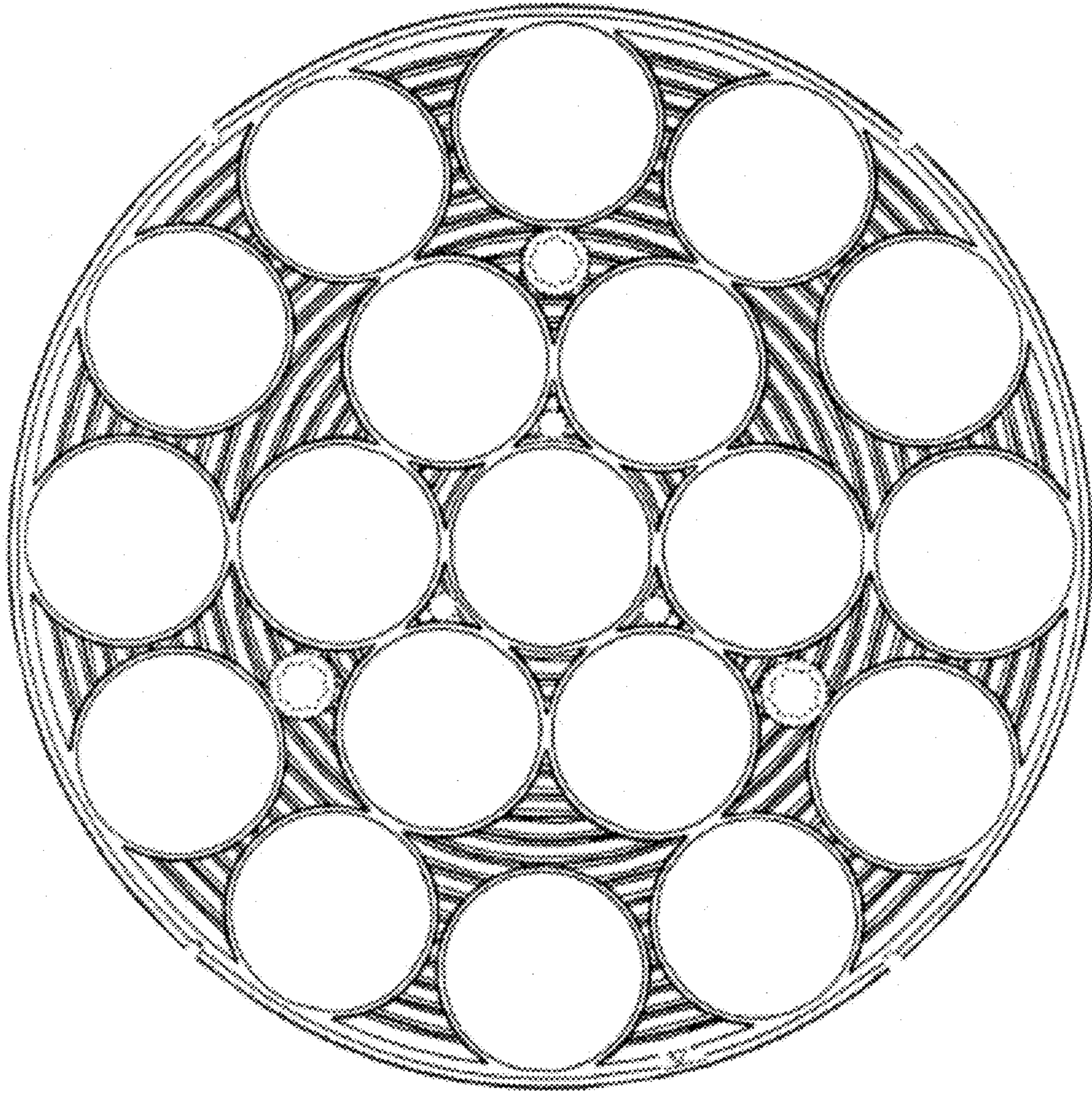


Fig. 2

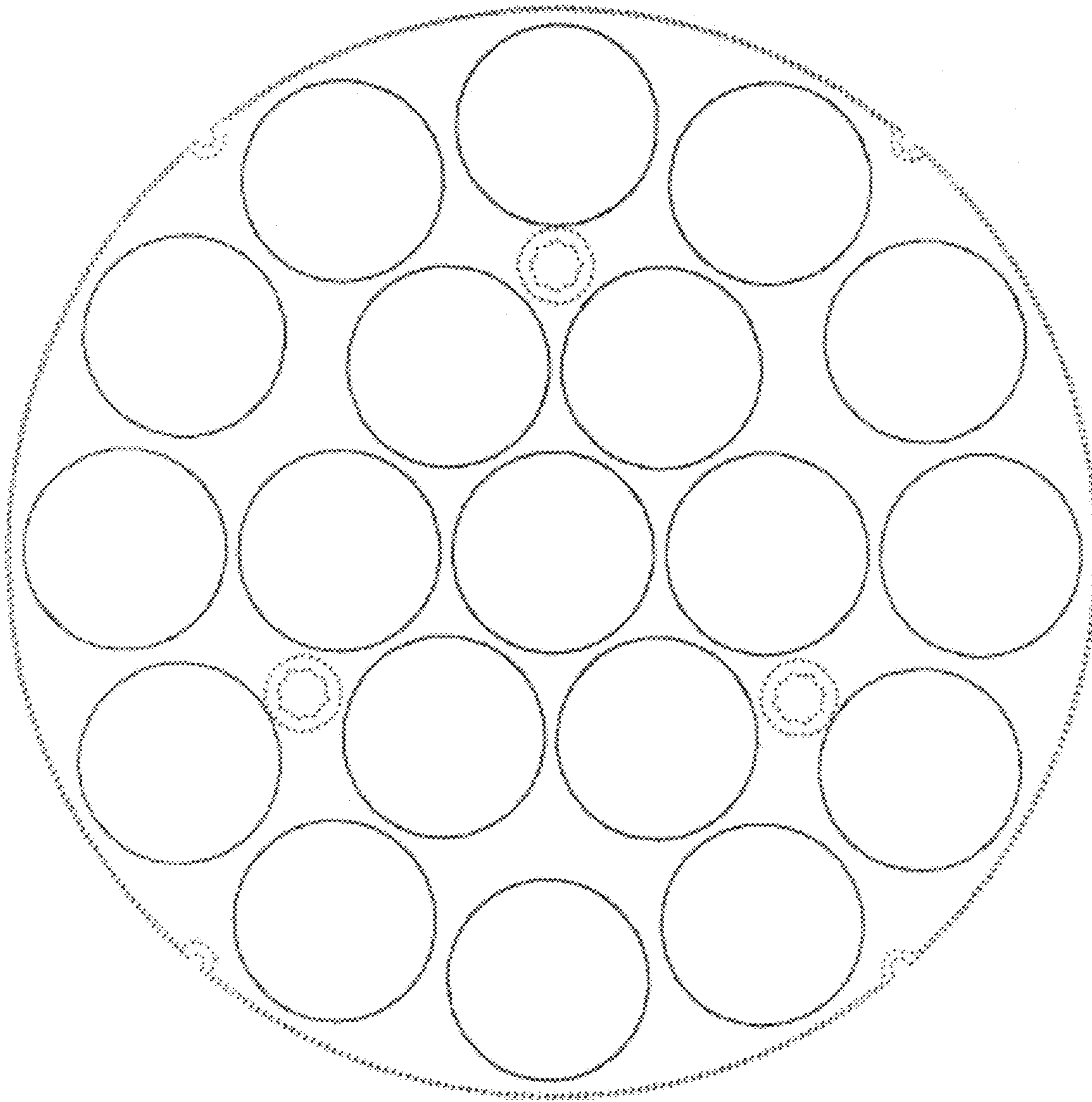


Fig. 3

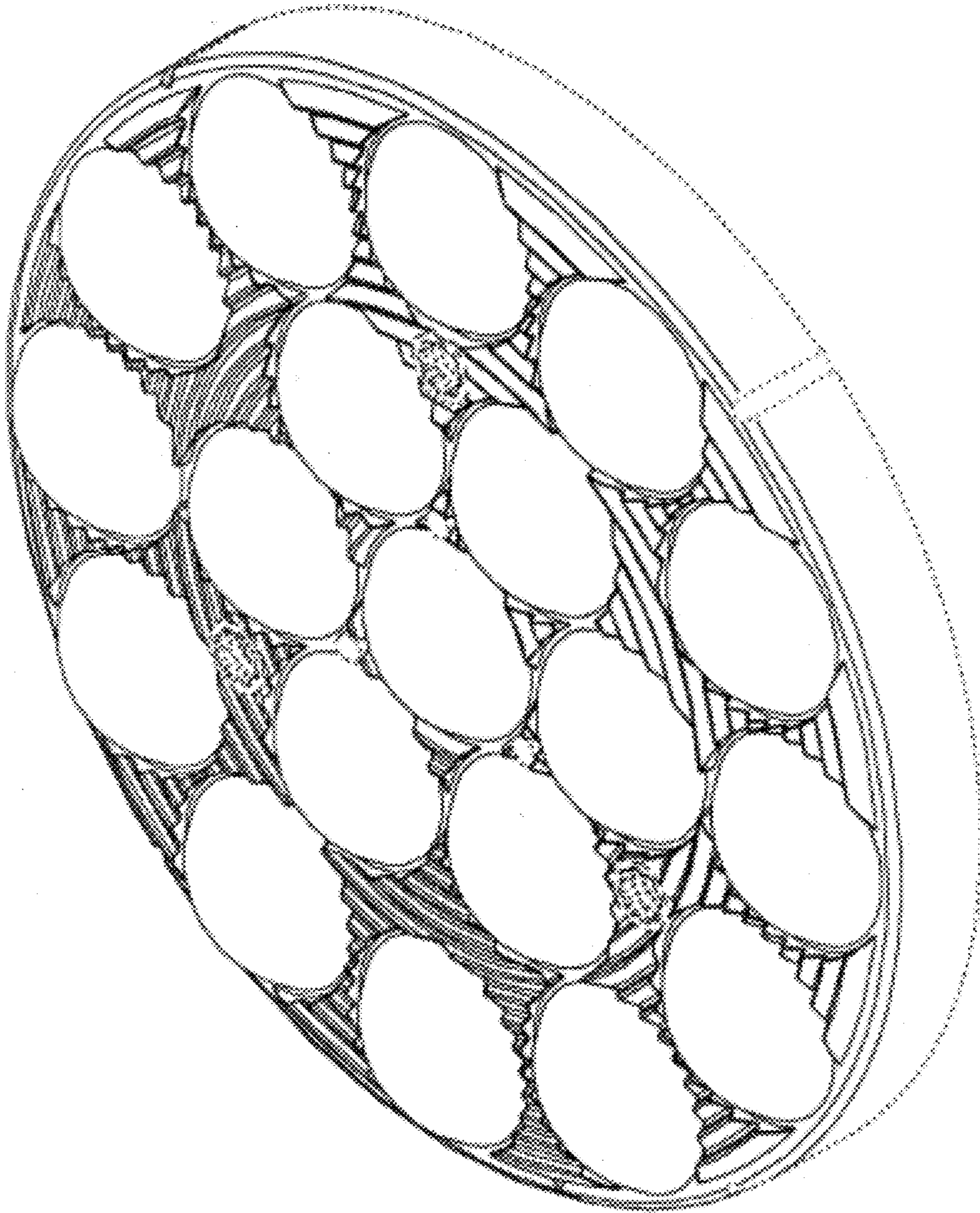


Fig. 4

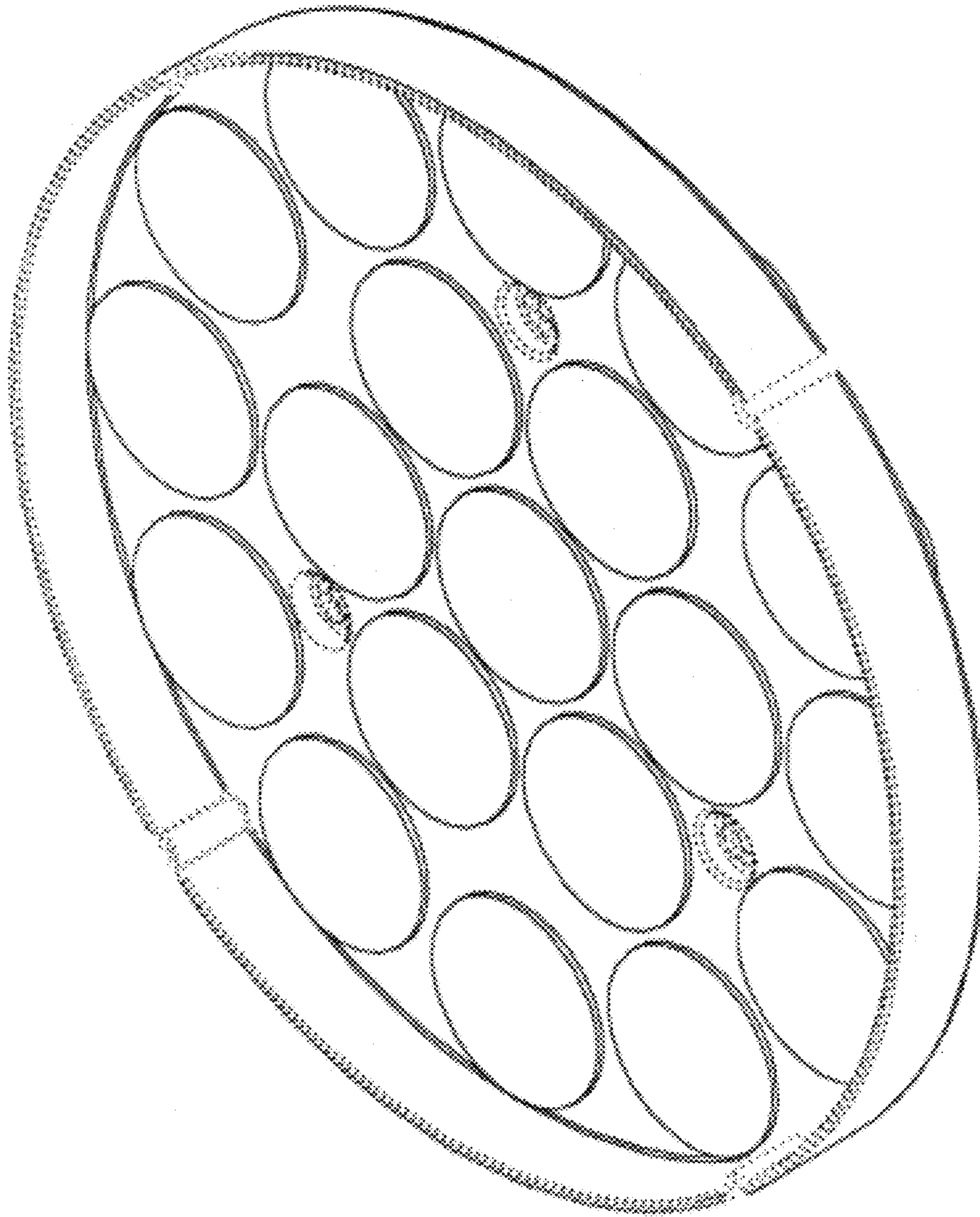


Fig. 5




Fig. 6

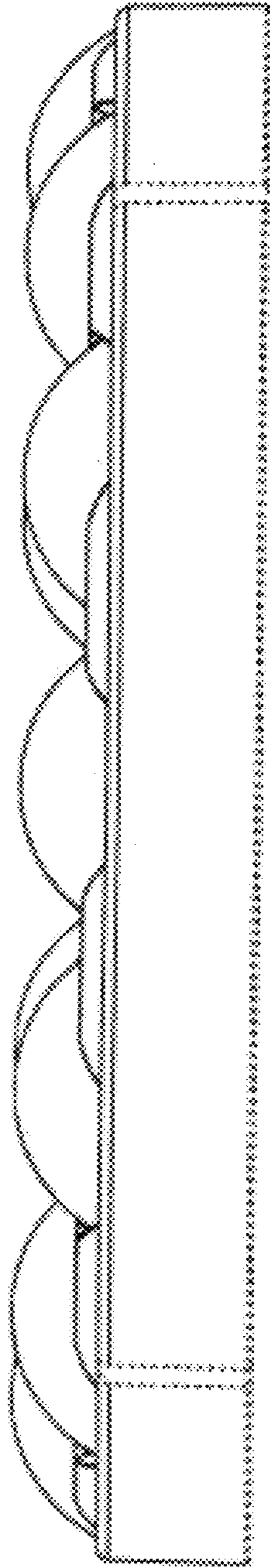


Fig. 7