



US00D672914S

(12) **United States Design Patent**
Tran et al.

(10) **Patent No.:** **US D672,914 S**

(45) **Date of Patent:** **** Dec. 18, 2012**

(54) **LIGHTING FIXTURE**

(75) Inventors: **Michael Trung Tran**, Oakland, CA (US); **Darren Blum**, San Mateo, CA (US); **Aaron Mathew Engel-Hall**, San Francisco, CA (US); **Jeannine M. Fisher**, Oakland, CA (US); **Peter Y. Y. Ngai**, Alamo, CA (US); **Min-Hao Michael Lu**, Castro Valley, CA (US)

(73) Assignee: **ABL IP Holding, LLC**, Conyers, GA (US)

(**) Term: **14 Years**

(21) Appl. No.: **29/420,021**

(22) Filed: **May 3, 2012**

(51) **LOC (9) Cl.** **26-99**

(52) **U.S. Cl.** **D26/120**

(58) **Field of Classification Search** D26/88,
D26/91, 85, 86, 72, 74, 76, 118, 90, 134,
D26/73, 75, 119, 120, 121, 122, 113, 71,
D26/84, 128, 129, 2, 125, 78, 77, 138, 26,
D26/89, 124, 130, 9, 10, 11, 24, 25, 63, 64,
D26/65, 69, 127; 362/311.13, 249.01-249.12,
362/373, 362, 326, 247, 342, 220, 147, 148,
362/282, 339, 620, 223, 376, 219; D23/412,
D23/385, 388; 349/64, 62, 63, 65; D16/101;
D13/179, 180

See application file for complete search history.

(56) **References Cited**

U.S. PATENT DOCUMENTS

2,511,764	A *	6/1950	Baxter	362/332
D198,641	S *	7/1964	Hirashiki	D25/58
D209,075	S *	10/1967	Wellhofer et al.	D26/152
D233,687	S *	11/1974	Deaton	D26/121
3,943,353	A *	3/1976	Tada	362/404
D326,732	S *	6/1992	Segill et al.	D26/91

(Continued)

Primary Examiner — Kevin Rudzinski

(74) *Attorney, Agent, or Firm* — Beeson Skinner Beverly, LLP

(57) **CLAIM**

The ornamental design for a lighting fixture, as shown and described.

DESCRIPTION

FIG. 1 is a bottom perspective view of a lighting fixture showing our new design;

FIG. 2 is a bottom plan view thereof;

FIG. 3 is an enlarged fragmentary bottom perspective view thereof showing the portion of the lighting fixture indicated by lines 3-3 in FIG. 1;

FIG. 4 is an enlarged fragmentary bottom plan view thereof showing the portion of the lighting fixture indicated by lines 4-4 in FIG. 2;

FIG. 5 is an enlarged top plan view of the portion of the lighting fixture shown in FIGS. 3 and 4;

FIG. 6 is an enlarged front elevational view of the portion of the lighting fixture shown in FIGS. 3 and 4, the rear being a mirror image;

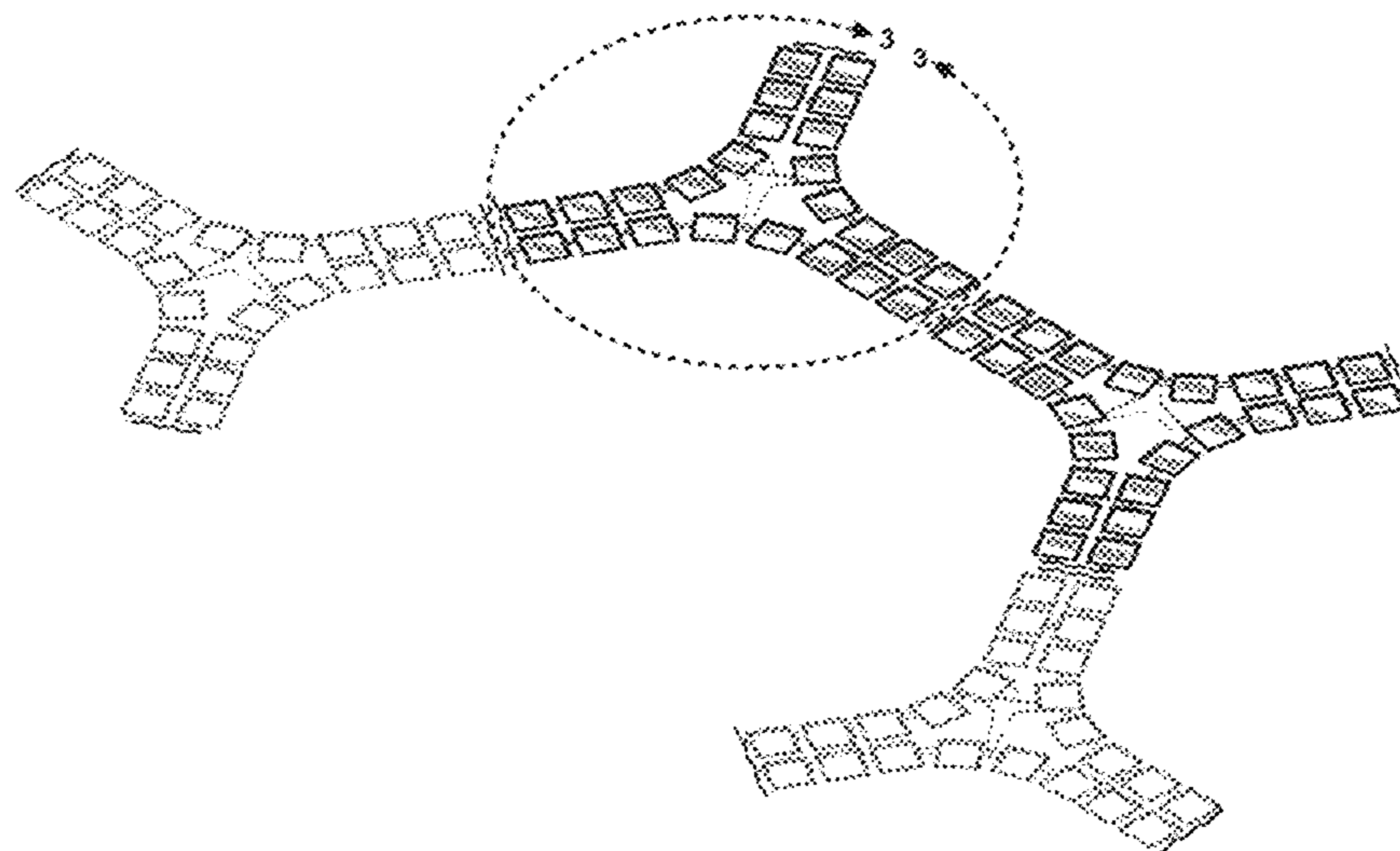
FIG. 7 is an enlarged left side elevational view of the portion of the lighting fixture shown in FIGS. 3 and 4; and,

FIG. 8 is an enlarged left side elevational view of the portion of the lighting fixture shown in FIGS. 3 and 4.

The broken line representation of hangers for the lighting fixture and the extensions of the lighting fixture are for illustrative purposes only and form no part of the claimed design.

The broken line representations of the extensions of the lighting fixture are broken away to indicate that the lighting fixture can be extended indefinitely in different directions. The straight sections of the lighting fixture are broken away to indicate that the straight sections can have an indefinite length. The top of the lighting fixture is shown in FIG. 5 entirely in broken lines; the top forms no part of the claimed design.

1 Claim, 6 Drawing Sheets



US D672,914 S

Page 2

U.S. PATENT DOCUMENTS

5,181,777	A *	1/1993	Segill et al.	362/405	D626,279	S *	10/2010	Watson et al.	D26/93
5,404,282	A *	4/1995	Klinke et al.	362/249.06	7,832,897	B2 *	11/2010	Ku	362/249.02
5,623,275	A *	4/1997	Miller	345/46	7,841,741	B2 *	11/2010	Chan et al.	362/249.04
D399,693	S *	10/1998	Vreeland et al.	D6/580	D630,372	S *	1/2011	Lodhie	D26/122
D422,797	S *	4/2000	Vincent	D6/332	D631,601	S *	1/2011	Lodhie	D26/122
D439,359	S *	3/2001	Feng	D26/85	D632,007	S *	2/2011	Kim et al.	D26/120
6,299,337	B1 *	10/2001	Bachl et al.	362/545	D634,056	S *	3/2011	Hokazono et al.	D26/89
6,580,228	B1 *	6/2003	Chen et al.	315/185 R	7,922,363	B2 *	4/2011	Yang et al.	362/294
6,834,467	B2 *	12/2004	Gulbrandsen et al.	52/506.07	D643,566	S *	8/2011	Hickok et al.	D26/88
D509,573	S *	9/2005	Reid et al.	D23/293.1	8,011,812	B2 *	9/2011	Schnitzer	362/326
7,086,756	B2 *	8/2006	Maxik	362/249.04	D647,236	S *	10/2011	Chang	D26/70
D537,957	S *	3/2007	Pilby	D25/58	D654,212	S *	2/2012	Blum et al.	D26/118
D542,936	S *	5/2007	Ng et al.	D25/58	D655,439	S *	3/2012	Sabernig	D26/83
D569,012	S *	5/2008	Ellis	D25/138	D655,853	S *	3/2012	Kim et al.	D26/89
7,407,304	B2 *	8/2008	Tasson et al.	362/249.07	2003/0031015	A1 *	2/2003	Ishibashi	362/249
D595,450	S *	6/2009	Ko et al.	D26/120	2004/0037080	A1 *	2/2004	Luk et al.	362/252
D595,645	S *	7/2009	Beghelli	D13/102	2006/0215416	A1 *	9/2006	Lucas et al.	362/545
7,585,090	B2 *	9/2009	Wu	362/249.02	2007/0139930	A1 *	6/2007	Spivak	362/294
7,690,813	B2 *	4/2010	Kanamori et al.	362/249.02	2009/0185374	A1 *	7/2009	Wu et al.	362/249.06
7,753,100	B2 *	7/2010	Luomanen et al.	160/218	2009/0244894	A1 *	10/2009	Zhou et al.	362/249.02
D621,991	S *	8/2010	Schnitzer	D26/110	2009/0290347	A1 *	11/2009	Lodhie	362/249.02
D626,275	S *	10/2010	Sabernig	D26/85					

* cited by examiner

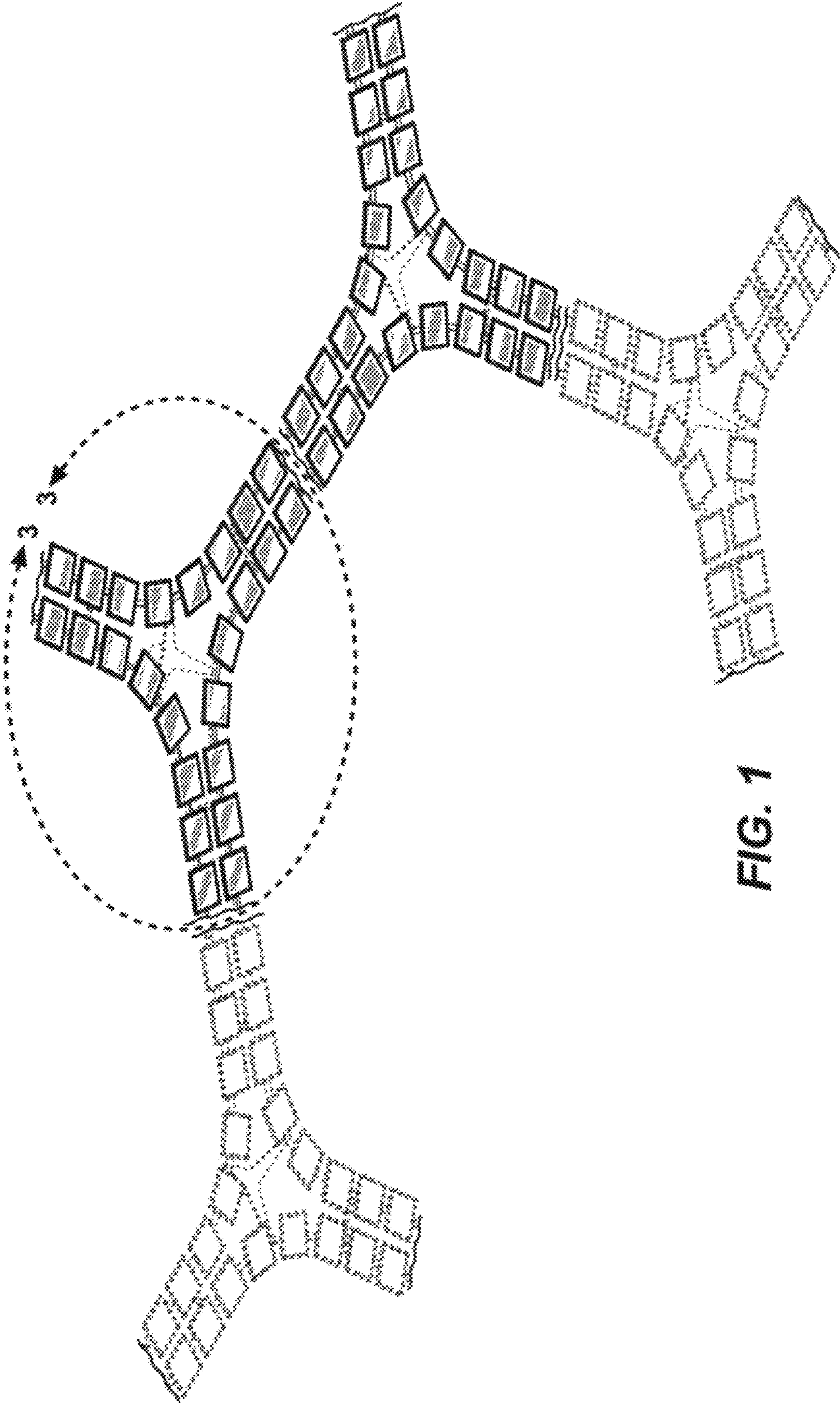


FIG. 1

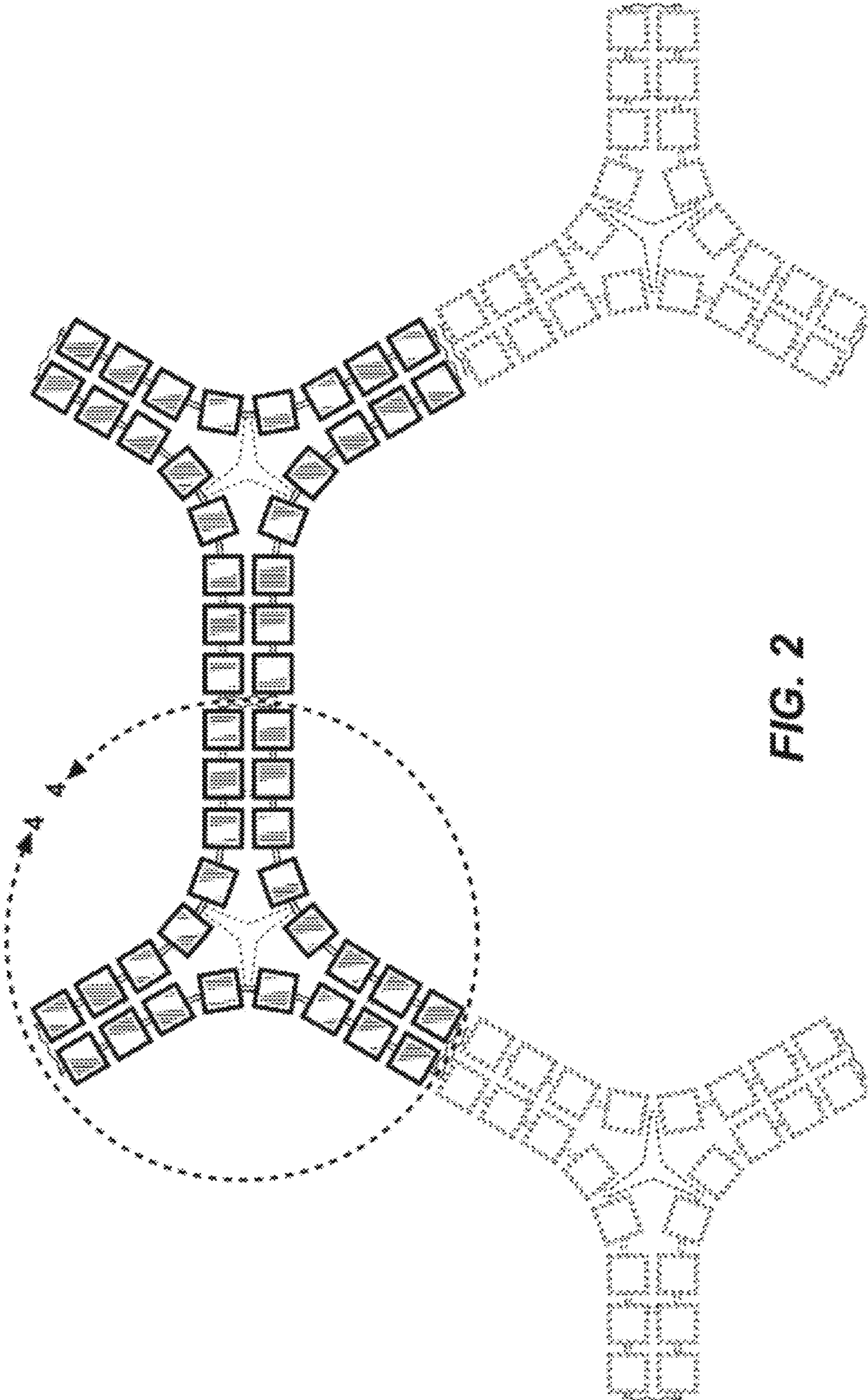


FIG. 2

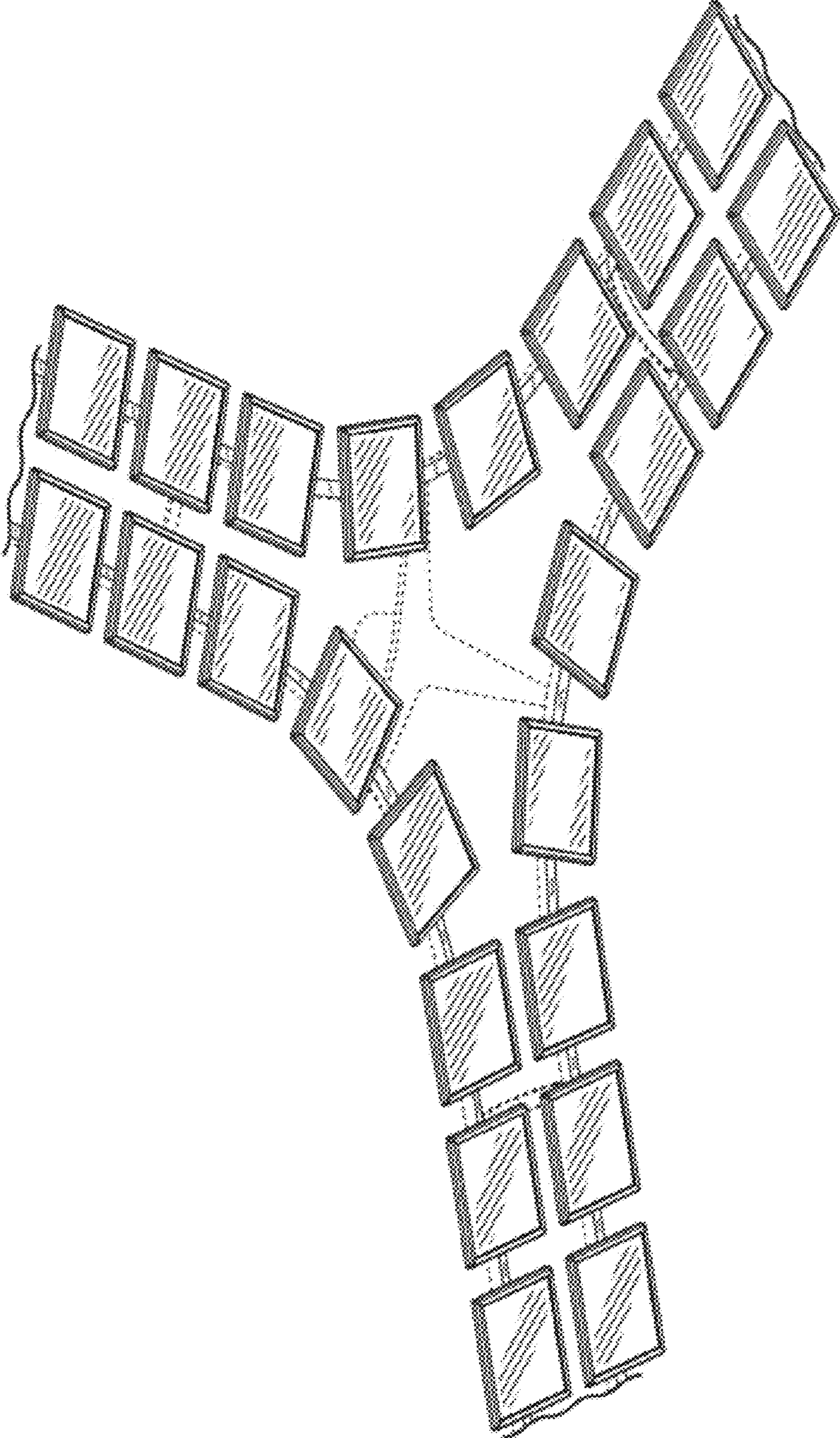


FIG. 3

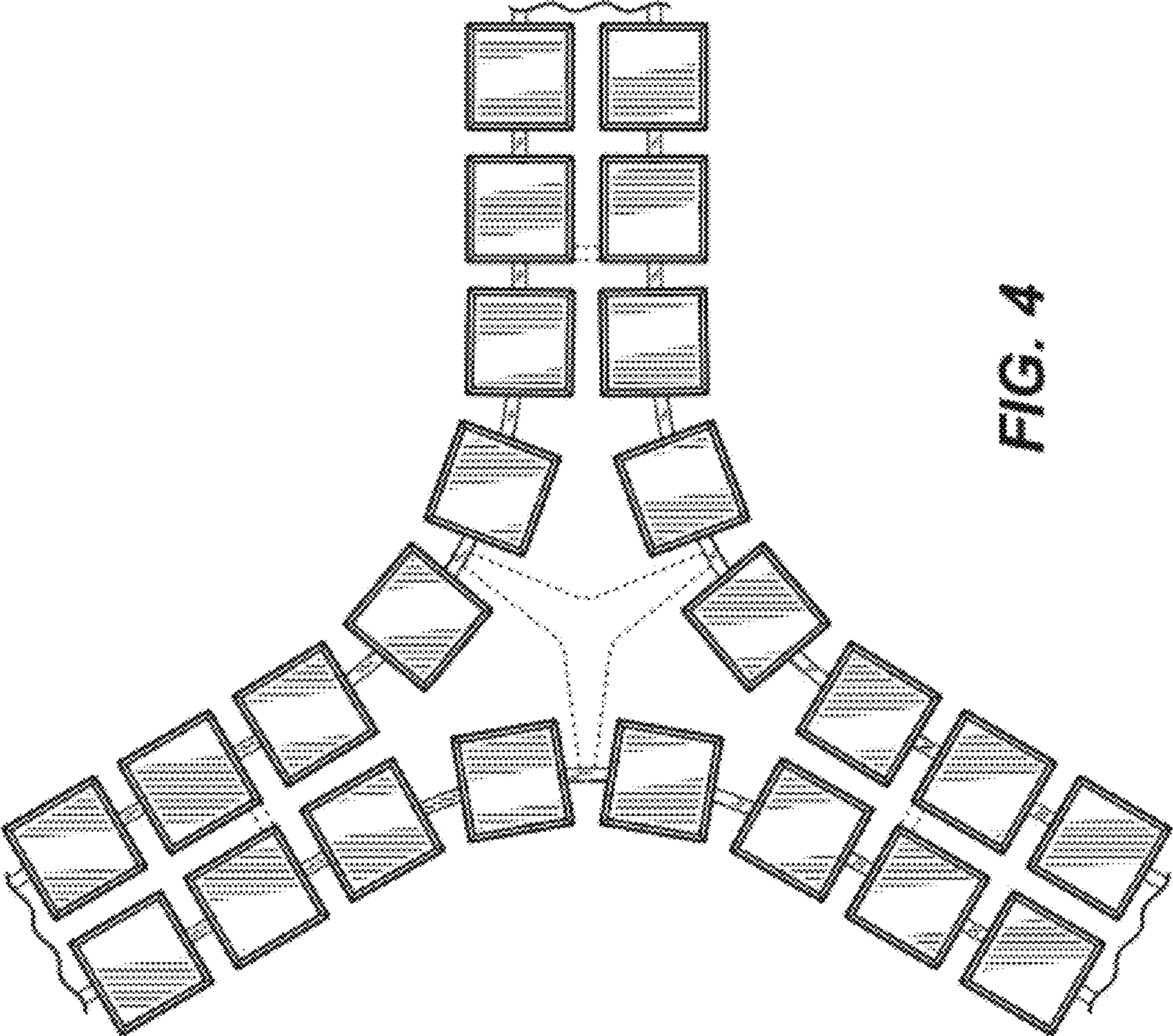


FIG. 4

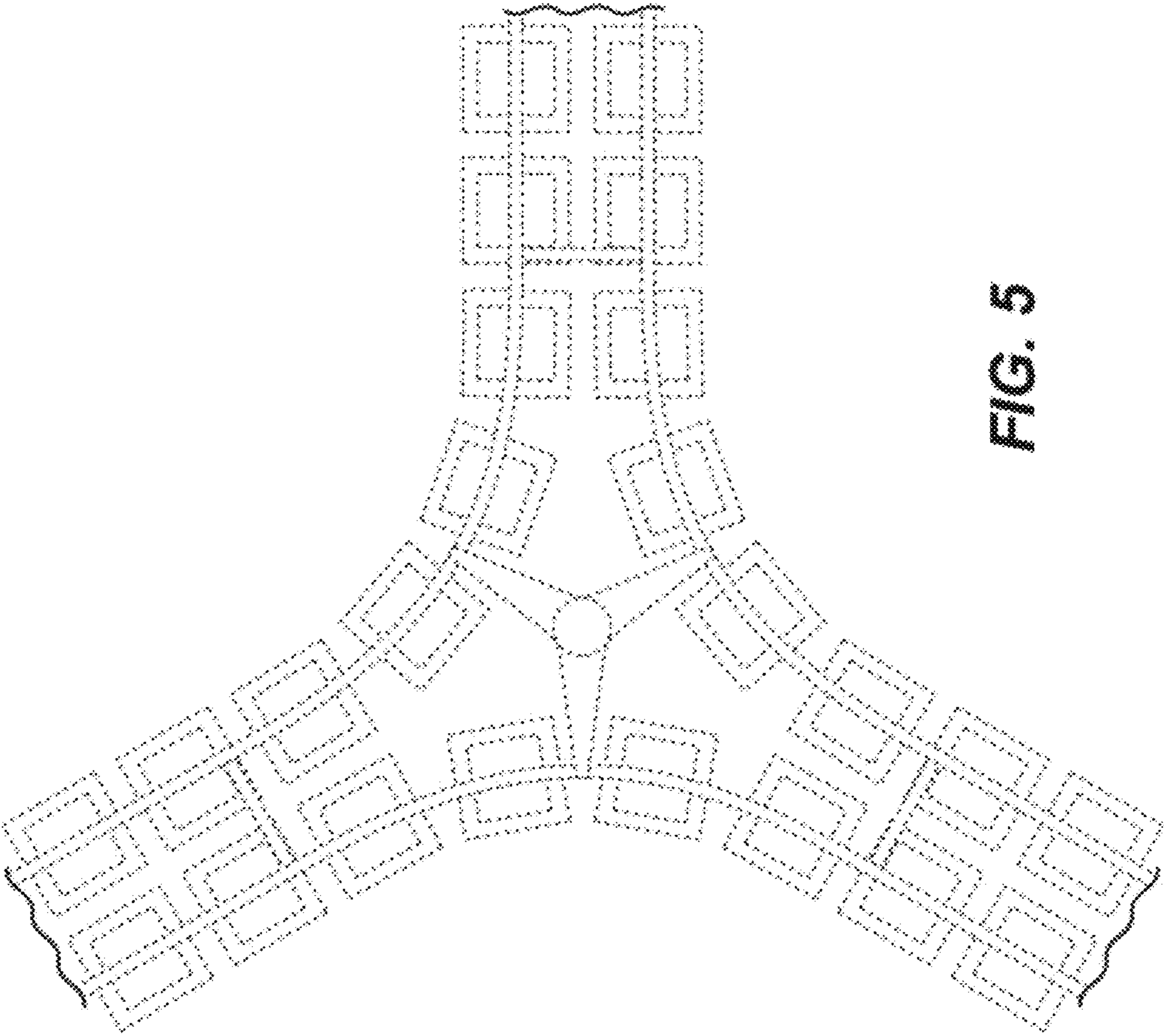


FIG. 5




FIG. 6

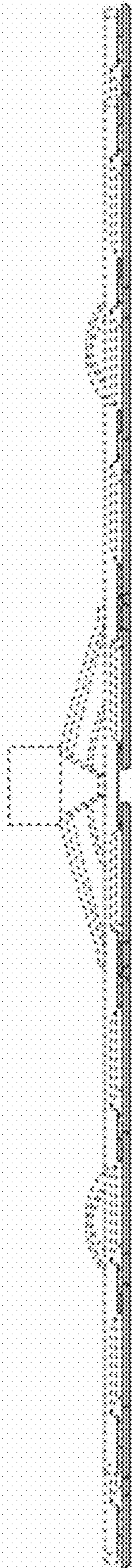


FIG. 7

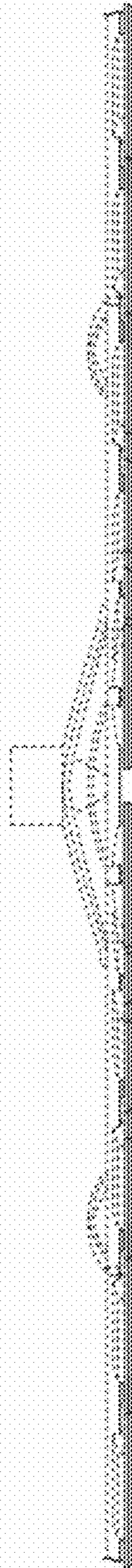


FIG. 8