



US00D672902S

(12) **United States Design Patent**  
**Collins et al.**

(10) **Patent No.:** **US D672,902 S**  
(45) **Date of Patent:** **\*\* Dec. 18, 2012**

(54) **LIGHT FIXTURE**

(75) Inventors: **Patrick A. Collins**, Conyers, GA (US); **Long D. Tran**, Austin, TX (US); **Daniel Edward Sickling**, Lawrenceville, GA (US); **Thomas Edward Harris**, Oxford, GA (US); **John T. Hickok**, Social Circle, GA (US); **Michael R. Miller**, Conyers, GA (US)

(73) Assignee: **ABL IP Holding LLC**, Conyers, GA (US)

(\*\*) Term: **14 Years**

(21) Appl. No.: **29/404,713**

(22) Filed: **Oct. 25, 2011**

(51) **LOC (9) Cl.** ..... **26-03**

(52) **U.S. Cl.** ..... **D26/89; D26/86**

(58) **Field of Classification Search** ..... **D26/75-78, D26/80, 86, 87, 92; 362/133, 217.01, 217.02, 362/217.04, 217.05, 217.06, 217.07, 217.1, 362/218, 294, 373, 432**

See application file for complete search history.

(56) **References Cited**

**U.S. PATENT DOCUMENTS**

D125,001 S *	2/1941	Klingsick	.....	D26/78
D133,216 S *	7/1942	Parlato	.....	D26/78
D134,531 S *	12/1942	Kotcher	.....	D26/78
2,379,798 A *	7/1945	Guth	.....	362/225

(Continued)

*Primary Examiner* — Clare E Heflin

(74) *Attorney, Agent, or Firm* — Kilpatrick Townsend & Stockton LLP

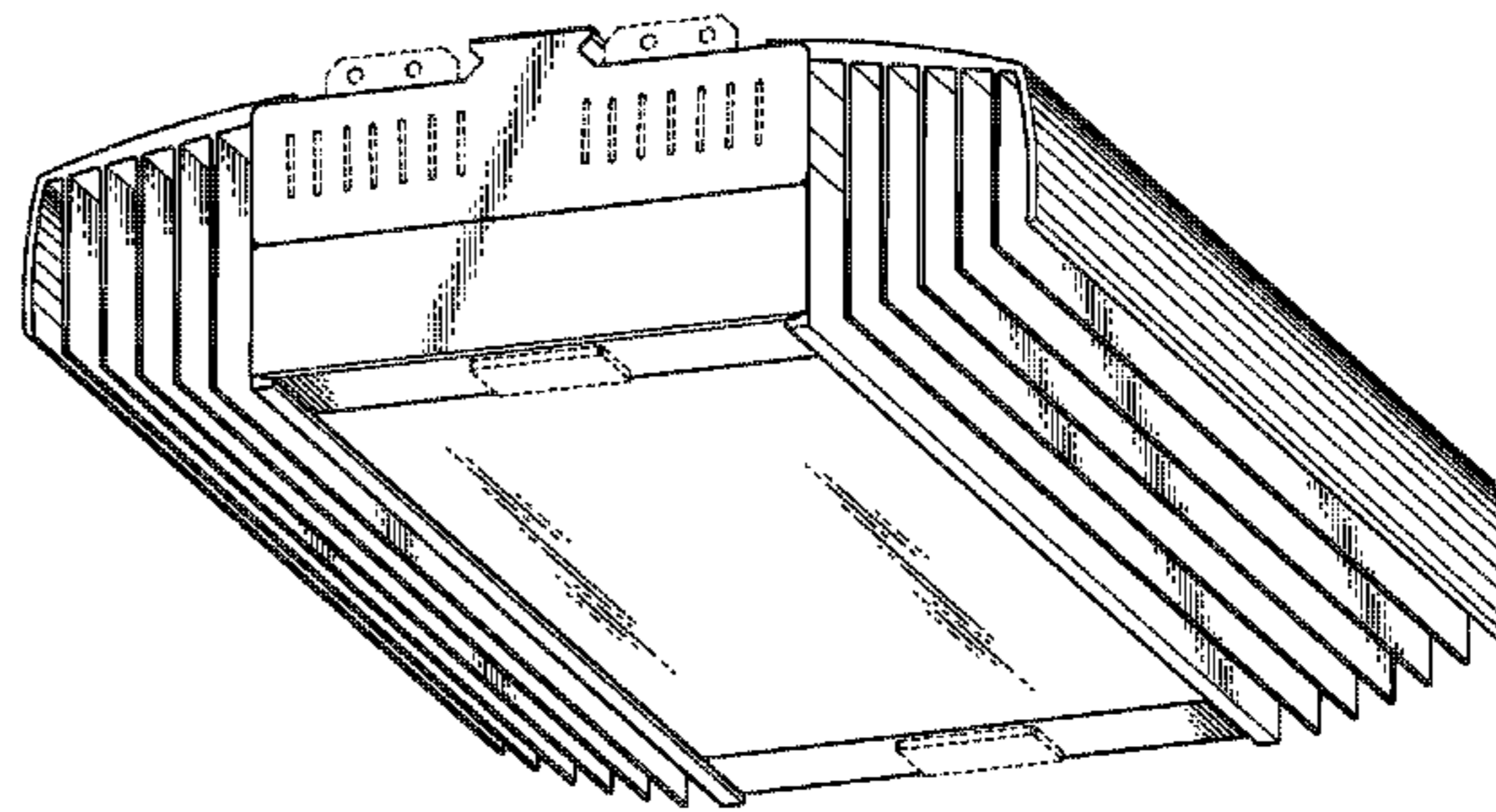
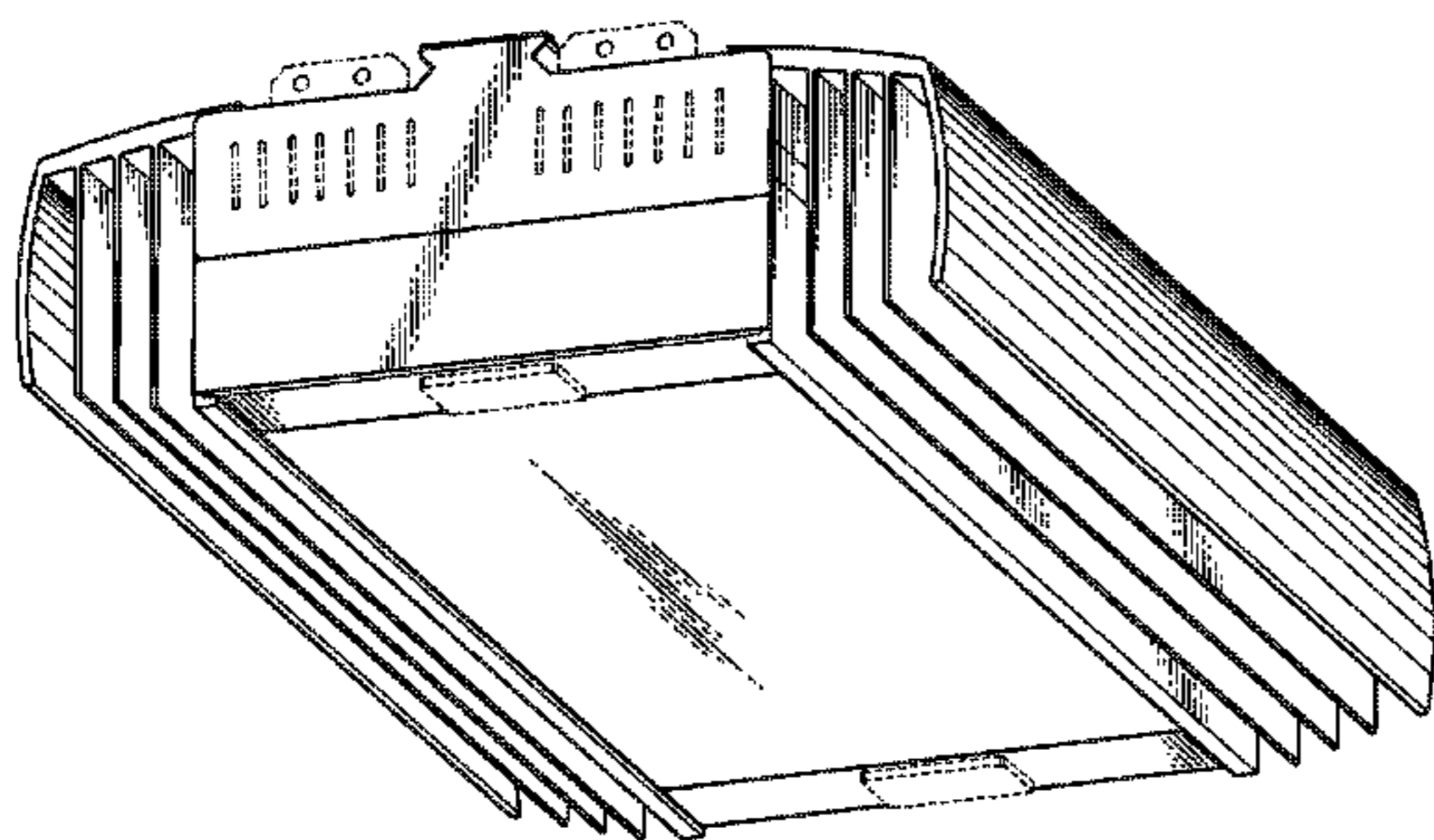
(57) **CLAIM**

The ornamental design for a light fixture, as shown and described.

**DESCRIPTION**

FIG. 1 is a perspective view of a light fixture.  
 FIG. 2 is a right side view of the light fixture of FIG. 1.  
 FIG. 3 is a left side view of the light fixture of FIG. 1.  
 FIG. 4 is a front end view of the light fixture of FIG. 1.  
 FIG. 5 is a rear end view of the light fixture of FIG. 1.  
 FIG. 6 is a bottom view of the light fixture of FIG. 1.  
 FIG. 7 is a perspective view of a light fixture.  
 FIG. 8 is a right side view of the light fixture of FIG. 7.  
 FIG. 9 is a left side view of the light fixture of FIG. 7.  
 FIG. 10 is a front end view of the light fixture of FIG. 7.  
 FIG. 11 is a rear end view of the light fixture of FIG. 7.  
 FIG. 12 is a bottom view of the light fixture of FIG. 7.  
 FIG. 13 is a perspective view of a light fixture.  
 FIG. 14 is a right side view of the light fixture of FIG. 13.  
 FIG. 15 is a left side view of the light fixture of FIG. 13.  
 FIG. 16 is a front end view of the light fixture of FIG. 13.  
 FIG. 17 is a rear end view of the light fixture of FIG. 13; and,  
 FIG. 18 is a bottom view of the light fixture of FIG. 13.  
 Portions or features of the light fixture not shown in the drawings form no part of the claimed design. The broken lines in the drawings form no part of the claimed design.

**1 Claim, 12 Drawing Sheets**



# US D672,902 S

Page 2

## U.S. PATENT DOCUMENTS

D147,905 S *	11/1947	Holmes	.....	D26/86	D505,221 S *	5/2005	Hetfield	.....	D26/76
D186,329 S *	10/1959	Guth, Jr.	.....	D26/78	D513,439 S *	1/2006	Hetfield	.....	D26/76
D193,802 S	10/1962	Thomsen et al.			7,011,428 B1 *	3/2006	Hand	.....	362/217.05
D202,648 S *	10/1965	Meyer	.....	D26/78	D545,485 S	6/2007	Hargreaves		
3,247,368 A *	4/1966	McHugh	.....	362/228	D545,996 S	7/2007	Hargreaves		
D255,941 S *	7/1980	Grant	.....	D26/76	D550,391 S *	9/2007	Cesaro	.....	D26/89
D257,644 S	12/1980	Gecchelin			D558,382 S *	12/2007	Cesaro	.....	D26/86
4,499,529 A *	2/1985	Figueroa	.....	362/283	7,347,606 B1 *	3/2008	Patten	.....	362/565
D286,445 S *	10/1986	Sink	.....	D26/86	D567,002 S	4/2008	Allsopp		
D294,648 S *	3/1988	Platner	.....	D26/86	D569,026 S *	5/2008	Silver	.....	D26/76
D294,737 S *	3/1988	Platner	.....	D26/86	D590,099 S	4/2009	Maxik et al.		
D294,738 S *	3/1988	Platner	.....	D26/86	D604,446 S *	11/2009	Fowler et al.	.....	D26/76
D311,589 S *	10/1990	Benchimol et al.	.....	D26/24	7,677,768 B2	3/2010	Huang et al.		
5,132,885 A *	7/1992	Hocheim et al.	.....	362/220	D616,138 S *	5/2010	Lasthein et al.	.....	D26/76
D340,308 S *	10/1993	Miranda	.....	D26/86	D621,989 S *	8/2010	Proner	.....	D26/76
D357,090 S	4/1995	Hamrin			D632,006 S	2/2011	Verfuert et al.		
D397,819 S *	9/1998	Thorton, Jr.	.....	D26/77	D636,524 S	4/2011	Lin		
D430,339 S	8/2000	Reo			D646,014 S	9/2011	Hsieh		
D444,262 S	6/2001	Eberlein et al.			D648,478 S	11/2011	Yu		
D459,014 S *	6/2002	Chen	.....	D26/85	D650,508 S *	12/2011	Wassel et al.	.....	D26/76
D472,668 S	4/2003	Herst et al.			2008/0080189 A1	4/2008	Wang		
D494,307 S	8/2004	Yu et al.			2009/0251898 A1	10/2009	Kinnune et al.		
D497,026 S *	10/2004	Hand	.....	D26/78					

\* cited by examiner

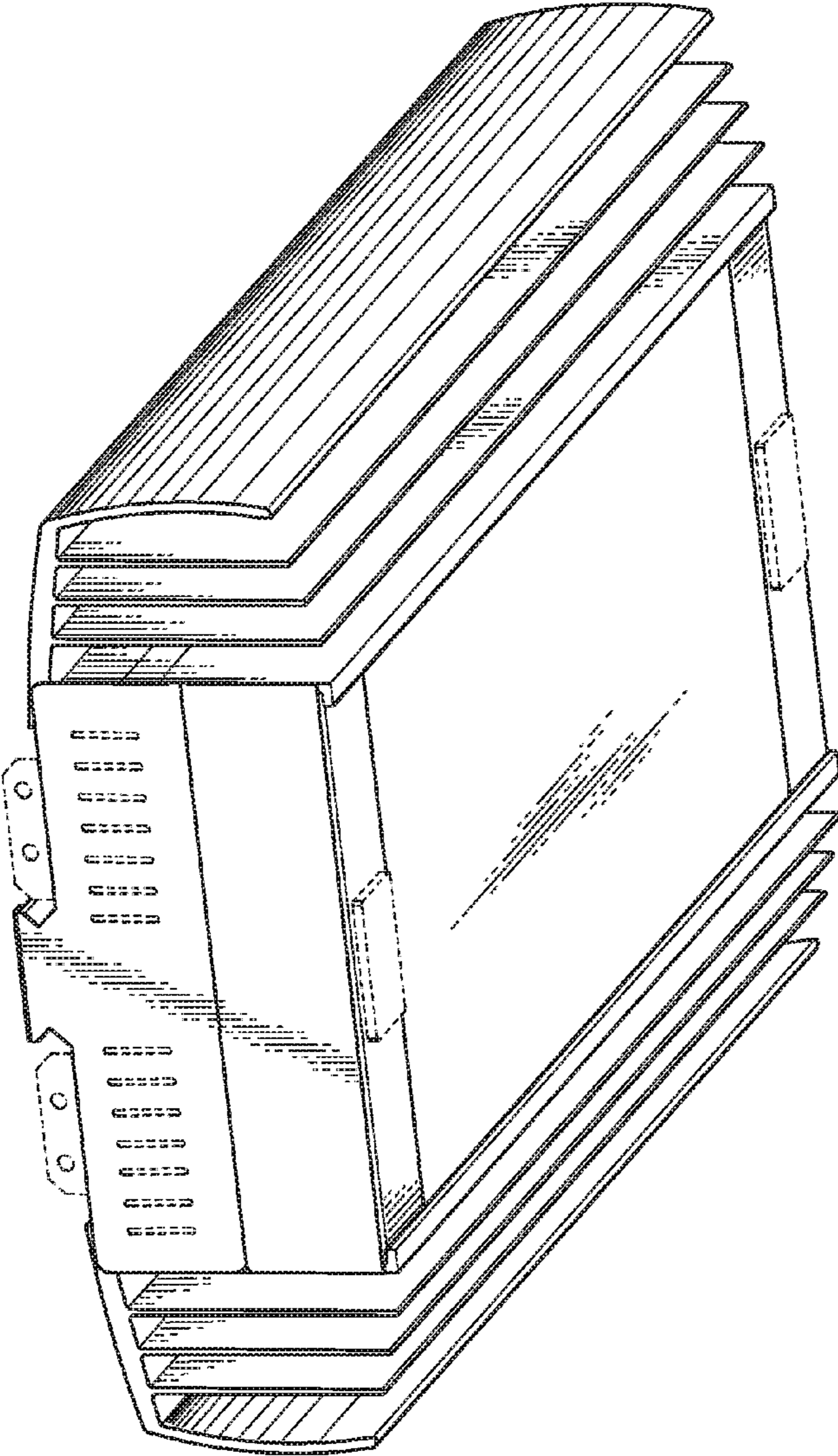


FIG. 1




FIG. 2




FIG. 3

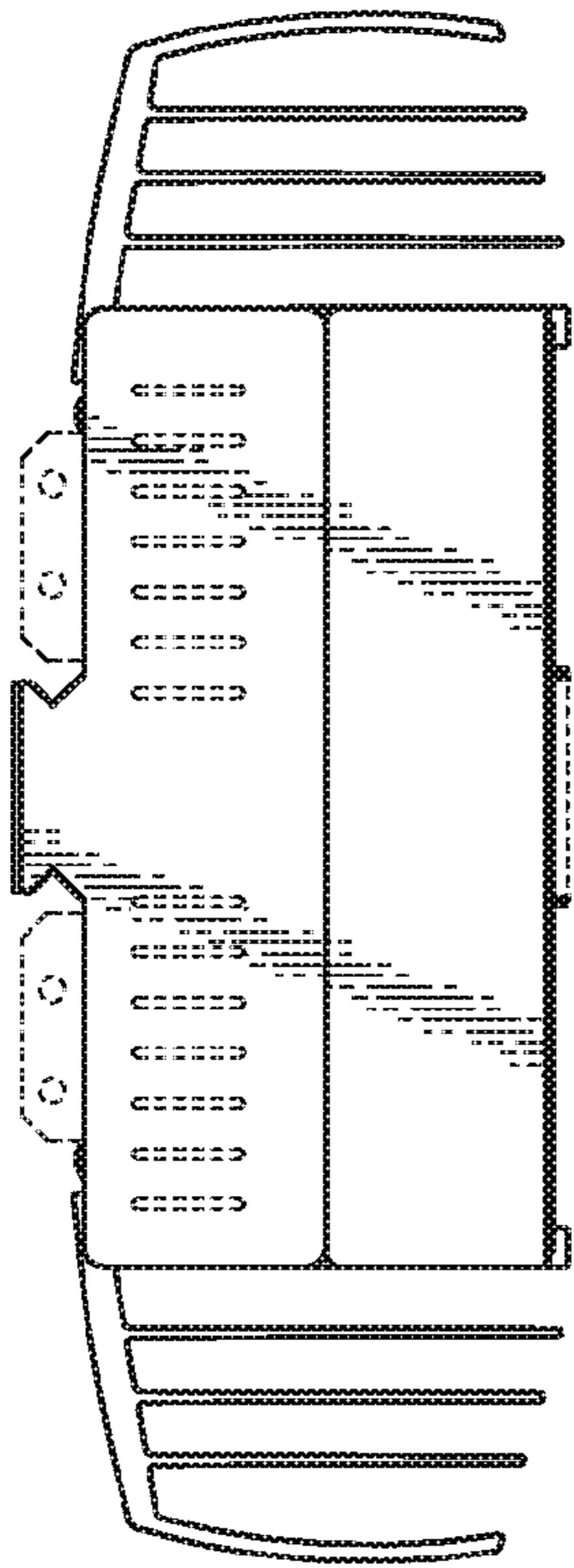


FIG. 4

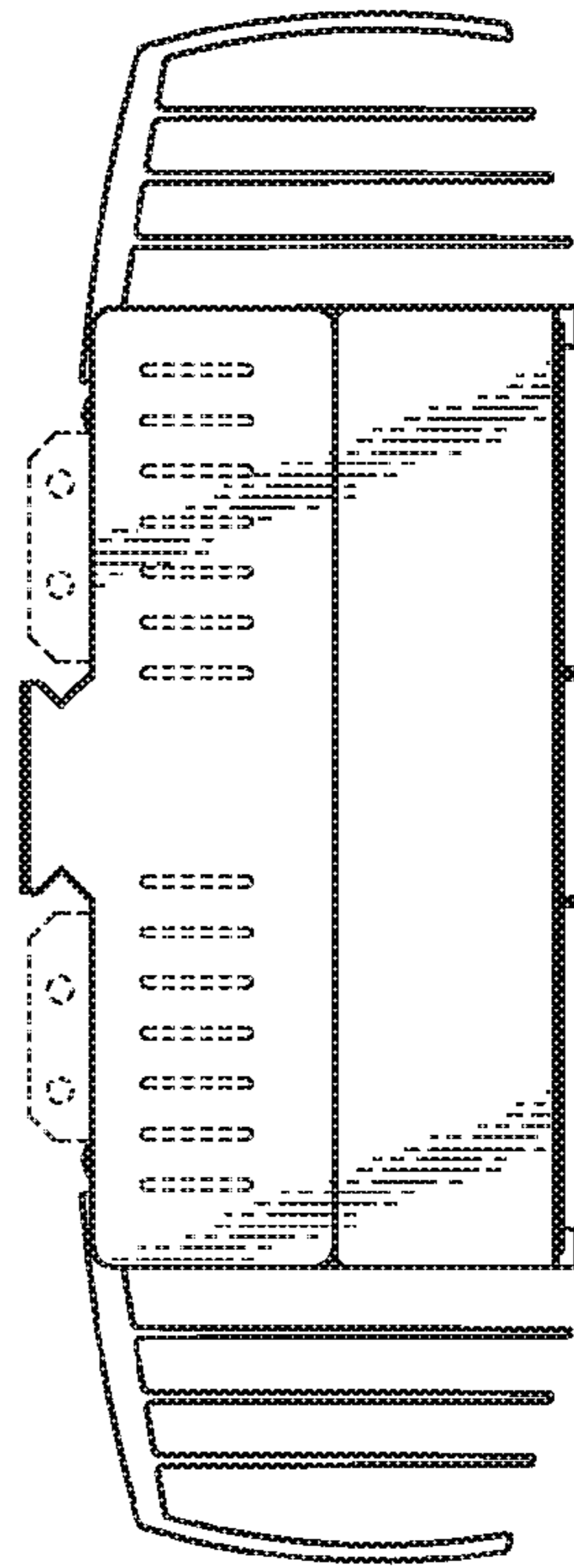


FIG. 5




FIG. 6

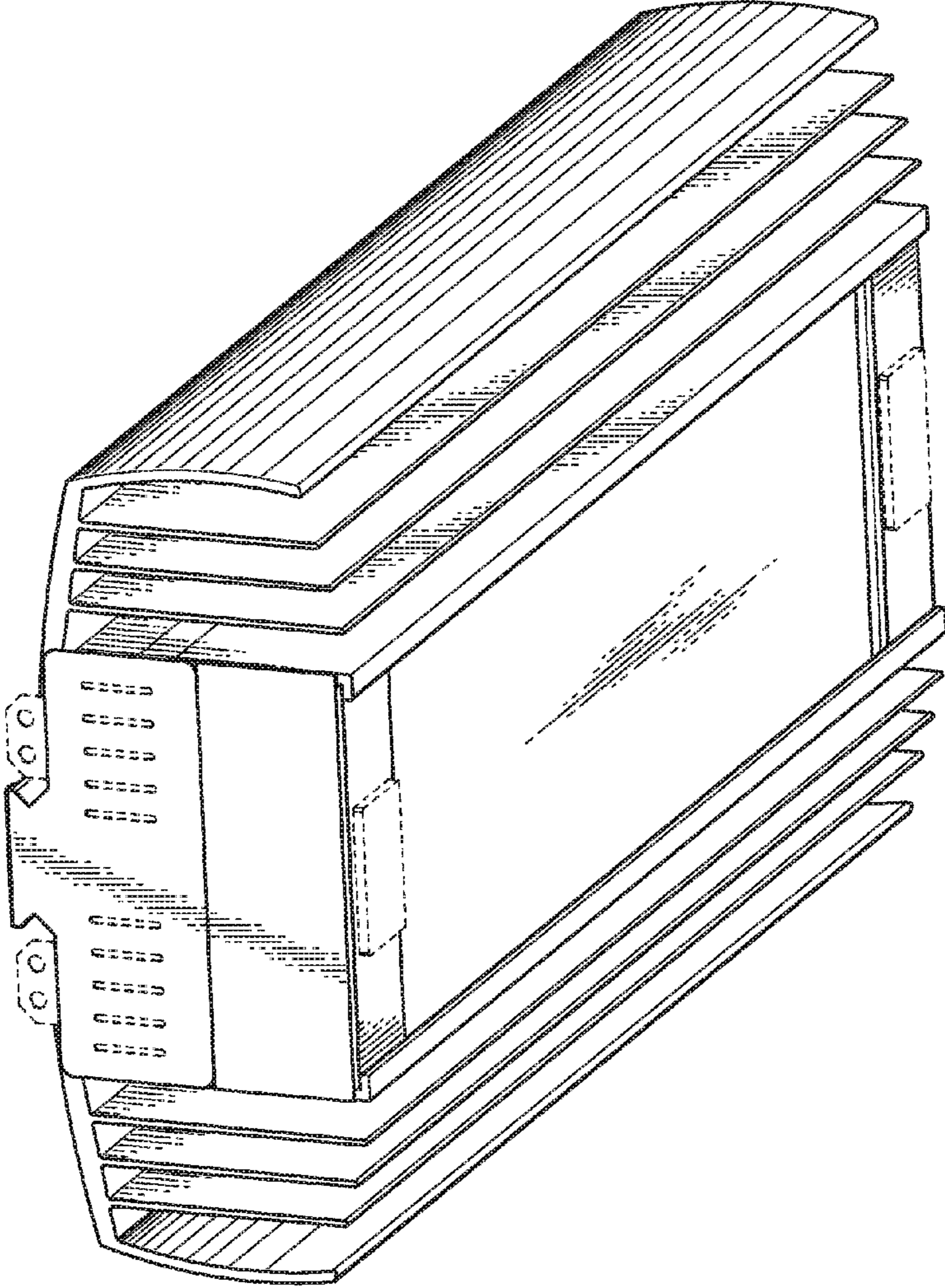


FIG. 7




FIG. 8




FIG. 9



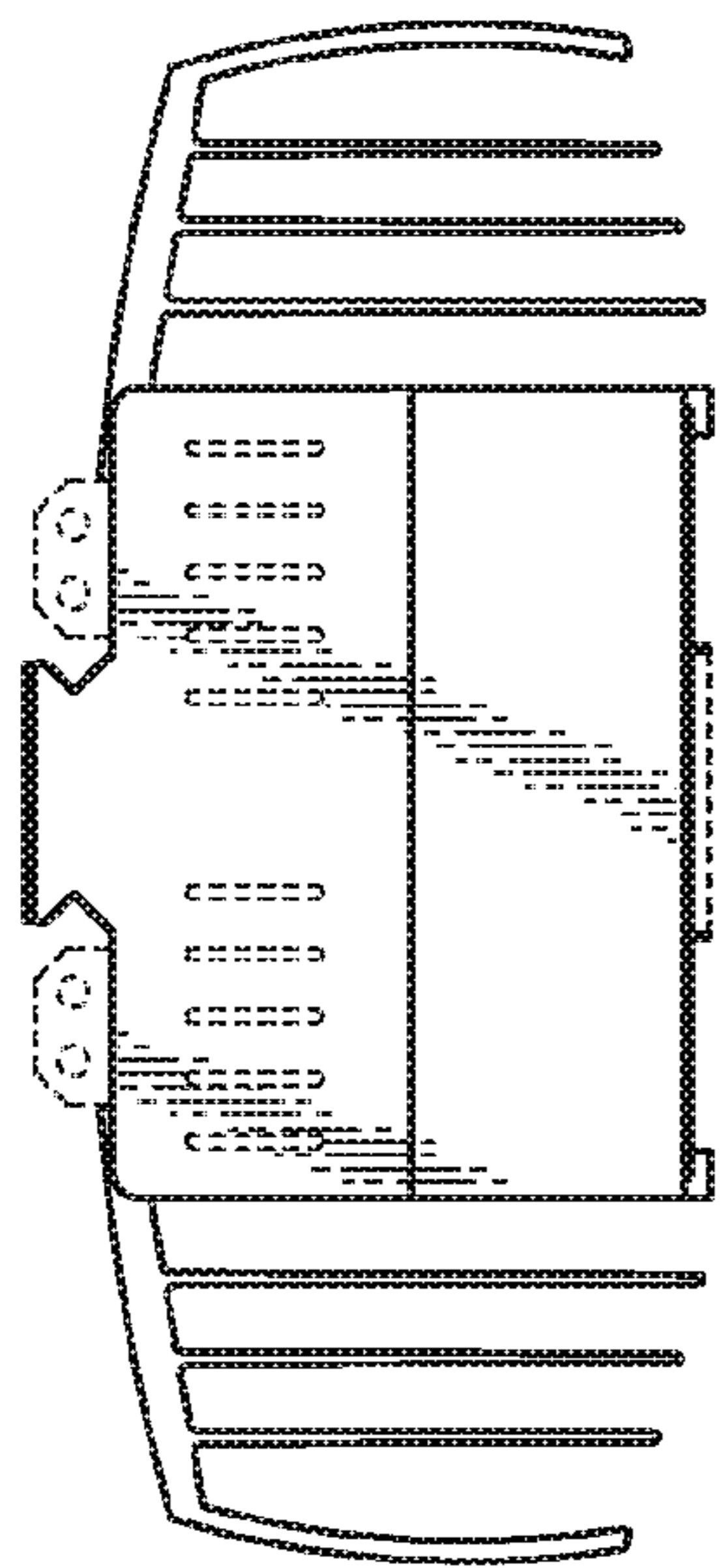


FIG. 10

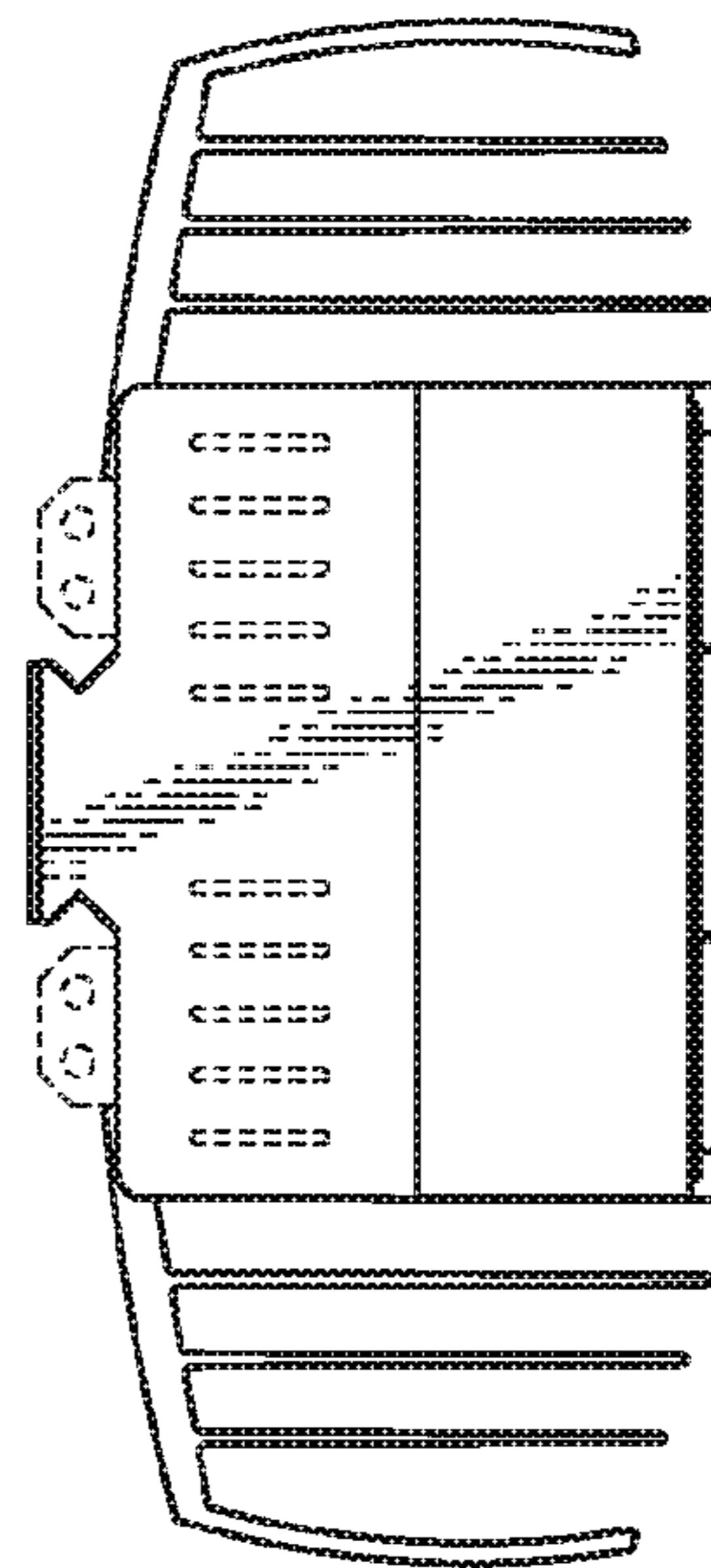


FIG. 11




FIG. 12

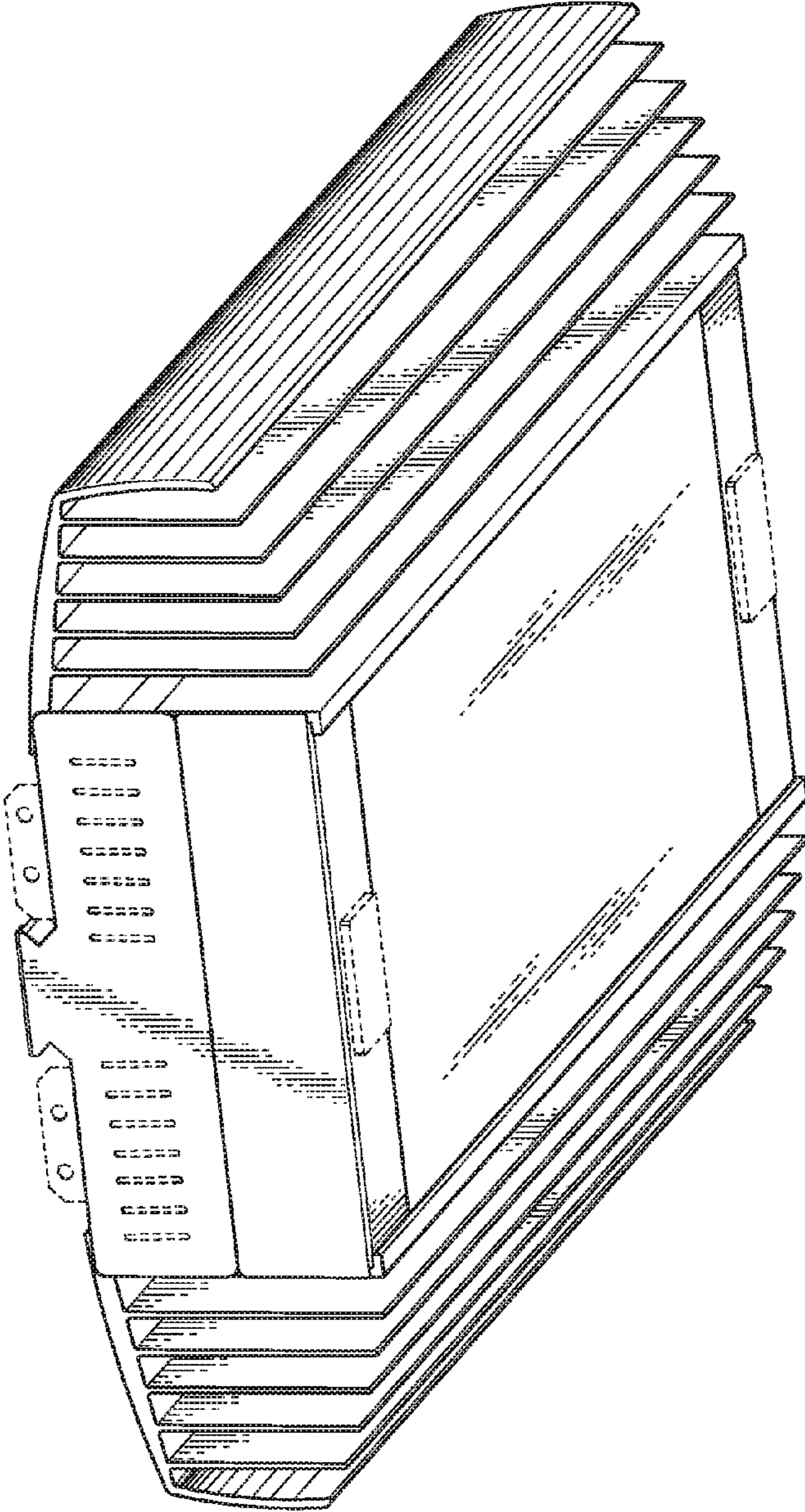


FIG. 13




FIG. 14




FIG. 15

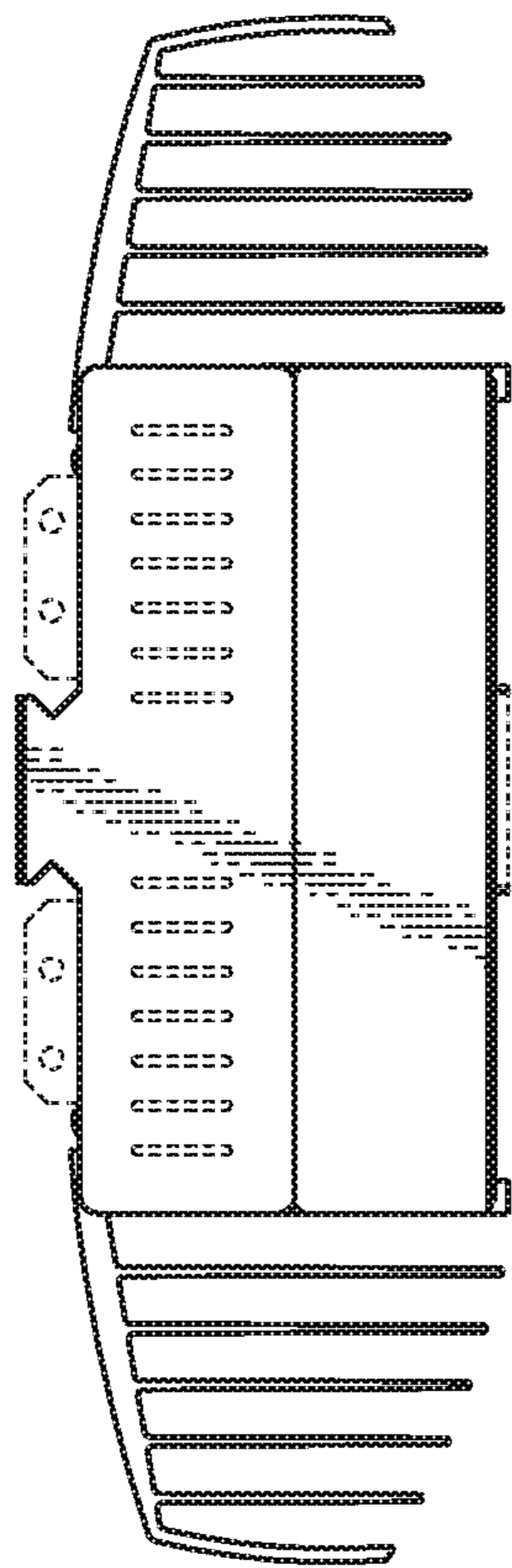


FIG. 16

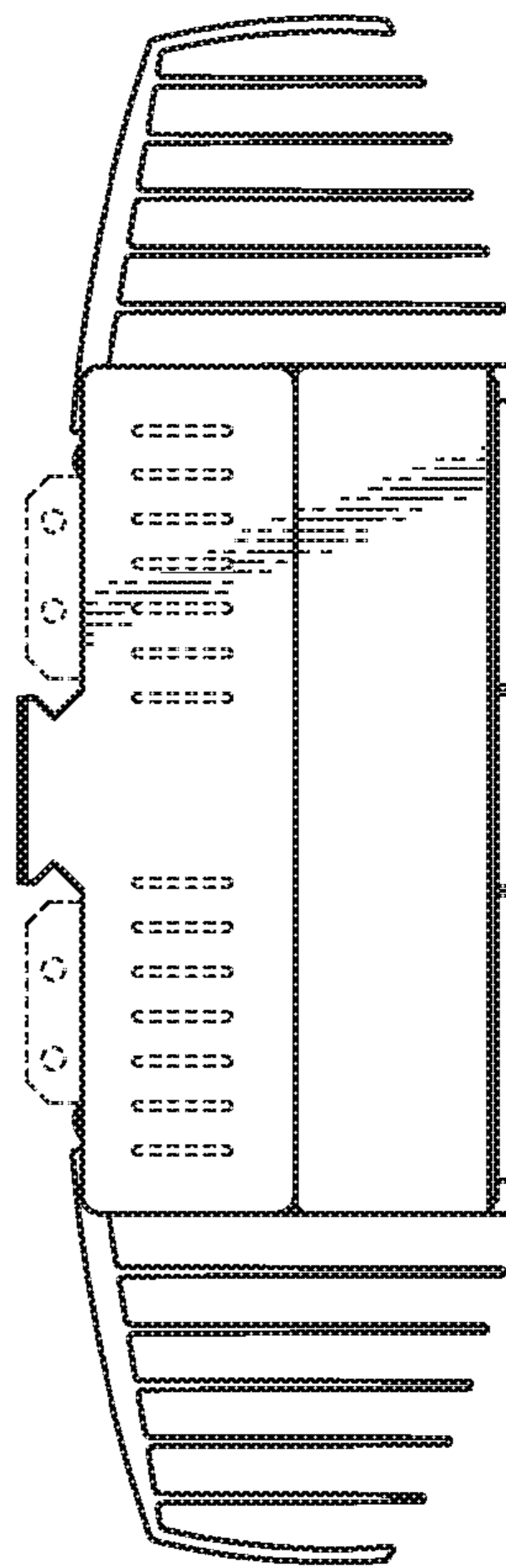


FIG. 17




FIG. 18