



US00D672878S

(12) **United States Design Patent**  
**Einarsson**

(10) **Patent No.:** **US D672,878 S**  
(45) **Date of Patent:** **\*\* Dec. 18, 2012**

(54) **ORTHOPEdic DEVICE**  
(75) Inventor: **Palmi Einarsson**, San Juan Capistrano,  
CA (US)

4,651,726 A 3/1987 Holland  
4,724,847 A 2/1988 Nelson  
4,825,856 A 5/1989 Nelson  
(Continued)

(73) Assignee: **Ossur HF**, Reykjavik (IS)

**FOREIGN PATENT DOCUMENTS**

(\*\*) Term: **14 Years**

AU 37277/93 B 9/1993  
(Continued)

(21) Appl. No.: **29/363,313**

**OTHER PUBLICATIONS**

(22) Filed: **Jun. 8, 2010**

Veolcity™ Ankle Brace, Product Information Brochure, Mar. 1,  
2010, 2 pages.

**Related U.S. Application Data**

(Continued)

(62) Division of application No. 29/343,468, filed on Sep.  
14, 2009, now Pat. No. Des. 620,124.

*Primary Examiner* — Susan E Krakower

(51) **LOC (9) Cl.** ..... **24-01**

(74) *Attorney, Agent, or Firm* — Bacon & Thomas, PLLC

(52) **U.S. Cl.** ..... **D24/192**

(57) **CLAIM**

(58) **Field of Classification Search** ..... D24/189–192;  
602/5, 6, 7, 16, 22, 27, 28, 29, 64, 65; 128/882  
See application file for complete search history.

The ornamental design for an orthopedic device, as shown  
and described.

**DESCRIPTION**

(56) **References Cited**

FIG. 1 is a first perspective view of the orthopedic device  
shown in an open configuration.

**U.S. PATENT DOCUMENTS**

FIG. 2 is a second perspective view of the orthopedic device  
according FIG. 1.

1,318,290 A	6/1921	Diadul
3,674,023 A	7/1972	Mann
3,713,437 A	1/1973	Wiedmer
3,732,861 A	5/1973	Lehneis
4,280,488 A	7/1981	Polsky et al.
4,280,489 A	7/1981	Johnson, Jr.
4,446,856 A	5/1984	Jordan
4,497,070 A	2/1985	Cho
4,510,927 A	4/1985	Peters
4,517,968 A	5/1985	Greene et al.
4,628,945 A	12/1986	Johnson, Jr.
4,630,600 A	12/1986	Spencer et al.
4,646,726 A	3/1987	Westin et al.

FIG. 3 is a front elevational view according to FIG. 1.

FIG. 4 is a rear elevational view according to FIG. 1.

FIG. 5 is a first side elevational view according to FIG. 1.

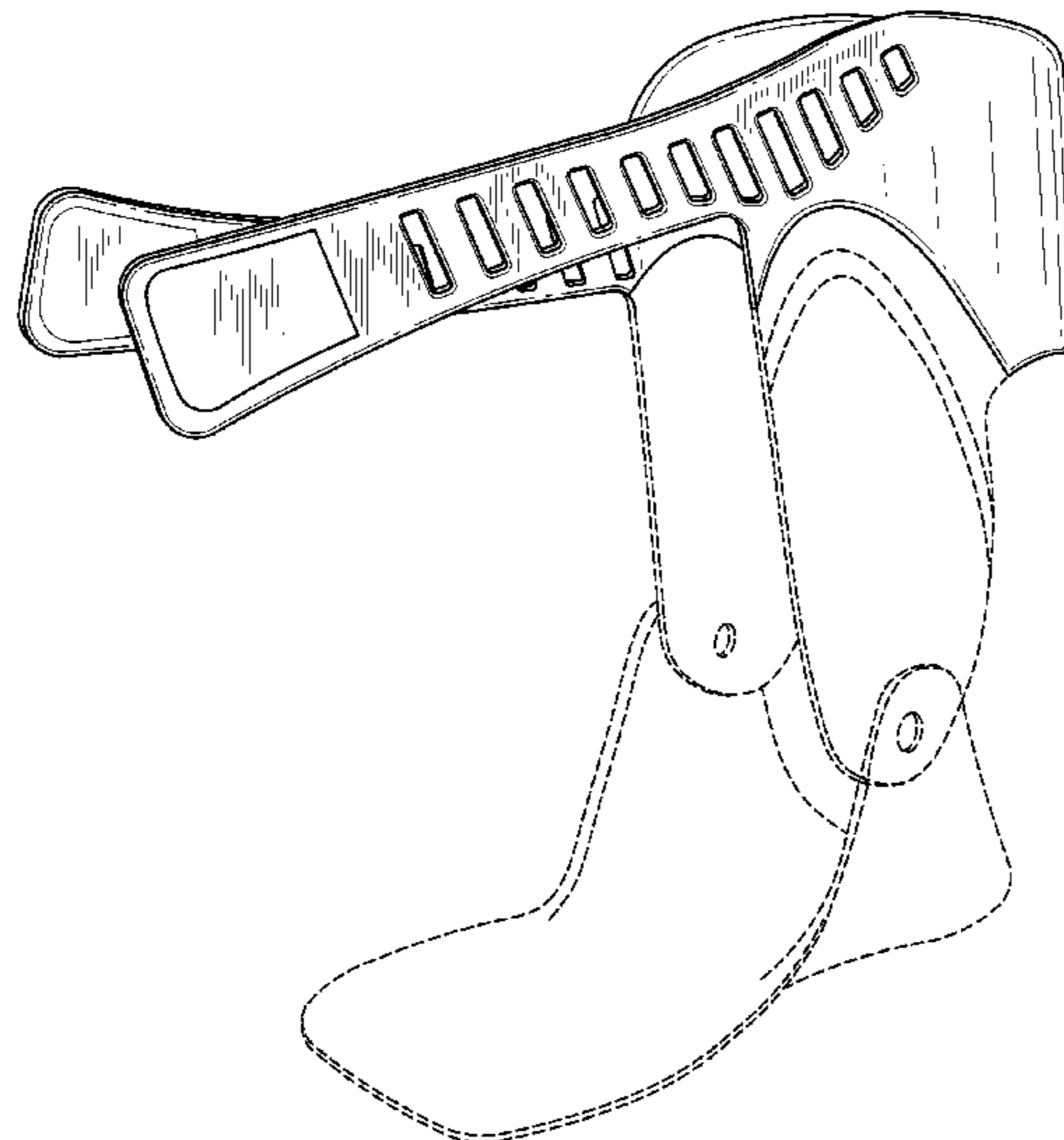
FIG. 6 is a second side elevational view according to FIG. 1.

FIG. 7 is a top plan view according to FIG. 1; and,

FIG. 8 is a bottom plan view according to FIG. 1.

The broken lines illustrate environmental supplementary  
structure of the orthopedic device and form no part of the  
claimed design.

**1 Claim, 8 Drawing Sheets**



U.S. PATENT DOCUMENTS

4,834,078 A 5/1989 Biedermann  
 4,865,023 A 9/1989 Craythorne et al.  
 4,934,355 A 6/1990 Porcelli  
 RE33,395 E 10/1990 Peters  
 4,966,134 A 10/1990 Brewer  
 4,977,891 A 12/1990 Grim  
 5,031,607 A 7/1991 Peters  
 5,050,620 A 9/1991 Cooper  
 5,088,478 A 2/1992 Grim  
 5,094,232 A 3/1992 Harris et al.  
 D326,719 S 6/1992 Eghamn  
 5,125,400 A 6/1992 Johnson, Jr.  
 5,177,884 A 1/1993 Rullier  
 5,209,722 A 5/1993 Miklaus et al.  
 5,209,772 A 5/1993 Miklaus et al.  
 5,217,431 A 6/1993 Toronto et al.  
 D338,066 S 8/1993 Baron  
 5,242,379 A 9/1993 Harris et al.  
 5,348,530 A 9/1994 Grim et al.  
 5,366,439 A 11/1994 Peters  
 5,445,602 A 8/1995 Grim et al.  
 5,496,263 A 3/1996 Fuller, II et al.  
 5,501,659 A 3/1996 Morris et al.  
 5,527,269 A 6/1996 Reithofer  
 5,577,998 A \* 11/1996 Johnson et al. .... 602/5  
 5,613,941 A 3/1997 Prengler  
 5,676,642 A 10/1997 Peters  
 D394,112 S 5/1998 Duback et al.  
 5,778,563 A 7/1998 Ahlbaumer  
 5,795,316 A 8/1998 Gaylord  
 5,797,865 A 8/1998 McDavid, III  
 5,836,903 A 11/1998 Peters  
 5,853,381 A 12/1998 Stevenson et al.  
 5,868,693 A 2/1999 Duback et al.  
 5,902,259 A 5/1999 Wilkerson  
 5,944,678 A 8/1999 Hubbard  
 5,951,504 A 9/1999 Iglesias et al.  
 5,971,946 A 10/1999 Quinn et al.  
 6,024,712 A 2/2000 Iglesias et al.  
 6,053,884 A 4/2000 Peters  
 6,083,185 A 7/2000 Lamont  
 6,126,625 A 10/2000 Lundberg  
 6,146,350 A 11/2000 Morton  
 D436,177 S 1/2001 Miller  
 6,350,246 B1 2/2002 DeToro et al.  
 6,394,971 B1 \* 5/2002 Slautterback et al. .... 602/27  
 6,398,750 B1 6/2002 Quinn et al.  
 6,524,266 B1 2/2003 Peters  
 6,602,215 B1 8/2003 Richie, Jr.  
 6,656,145 B1 12/2003 Morton  
 6,689,081 B2 2/2004 Bowman  
 6,749,578 B2 6/2004 Peters  
 6,767,332 B1 7/2004 Pardue et al.  
 6,858,017 B2 2/2005 Peters  
 6,875,190 B2 4/2005 Reinhardt  
 6,964,663 B2 11/2005 Grant et al.  
 D527,829 S \* 9/2006 Dodo et al. .... D24/206  
 7,115,105 B2 10/2006 Cropper  
 D552,743 S 10/2007 Verkade et al.

D552,744 S 10/2007 Verkade et al.  
 7,285,104 B2 10/2007 Hassler et al.  
 7,288,076 B2 10/2007 Grim et al.  
 7,364,561 B1 4/2008 Morton  
 7,370,442 B2 5/2008 Jung et al.  
 7,429,254 B1 9/2008 Engelman  
 7,524,295 B1 \* 4/2009 Peters et al. .... 602/5  
 D596,301 S \* 7/2009 Campos et al. .... D24/192  
 7,572,241 B2 8/2009 Slautterback et al.  
 7,615,026 B1 11/2009 Peters et al.  
 7,713,224 B1 \* 5/2010 Peters et al. .... 602/23  
 D618,359 S \* 6/2010 Einarsson .... D24/192  
 D619,726 S \* 7/2010 Win .... D24/192  
 D620,124 S \* 7/2010 Einarsson .... D24/192  
 8,043,245 B2 \* 10/2011 Campos et al. .... 602/27  
 D649,650 S \* 11/2011 Wehsely-Swiczinsky ... D24/192  
 2001/0056251 A1 12/2001 Peters  
 2002/0029009 A1 3/2002 Bowman  
 2003/0014001 A1 1/2003 Martin  
 2003/0158506 A1 8/2003 Hinshon  
 2003/0171703 A1 9/2003 Grim et al.  
 2004/0167453 A1 8/2004 Peters  
 2004/0225242 A1 11/2004 Lidolt et al.  
 2005/0096576 A1 5/2005 Castro  
 2005/0165338 A1 7/2005 Iglesias et al.  
 2006/0084899 A1 4/2006 Verkade et al.  
 2007/0027420 A1 2/2007 Yu  
 2007/0060854 A1 3/2007 Cropper  
 2007/0213649 A1 9/2007 Gaylord  
 2010/0137770 A1 \* 6/2010 Ingimundarson et al. .... 602/27  
 2012/0078148 A1 \* 3/2012 Hu et al. .... 602/13

FOREIGN PATENT DOCUMENTS

EP 619 102 B1 7/2001  
 FR 2 766 359 7/1998  
 WO 93/06797 4/1993  
 WO 2006/041992 A3 4/2006

OTHER PUBLICATIONS

T1 Trainer Active Ankle Brace, Product Information from website [www.activeankle.com](http://www.activeankle.com), Jun. 26, 2008, 1 page.  
 Active Ankle—T2 Product Information from website [www.activeankle.com](http://www.activeankle.com), Jun. 26, 2008, 1 page.  
 Chameleon brace product information from website [www.getchameleon.com](http://www.getchameleon.com), Jun. 26, 2008, 1 page.  
 Step Smart® product information brochure, Jun. 26, 2008, 2 pages.  
 Swedeo-O Arch Lok® product information from website: [www.swedo.com/arch.htm](http://www.swedo.com/arch.htm), Jun. 26, 2008, 1 page.  
 Sure Step Fixed Position Ankle Brace, product information from website: [www.ankleshop.com/proddetail.asp?prod=A382XX](http://www.ankleshop.com/proddetail.asp?prod=A382XX), Jun. 26, 2008, 1 page.  
 Bledsoe SideKick Ankle Brace product information brochure, Mar. 1, 2010.  
 Bledsoe Ultimate Ankle Brace product information brochure, Mar. 1, 2010.  
 BREG product information brochure, Jun. 26, 2008.

\* cited by examiner

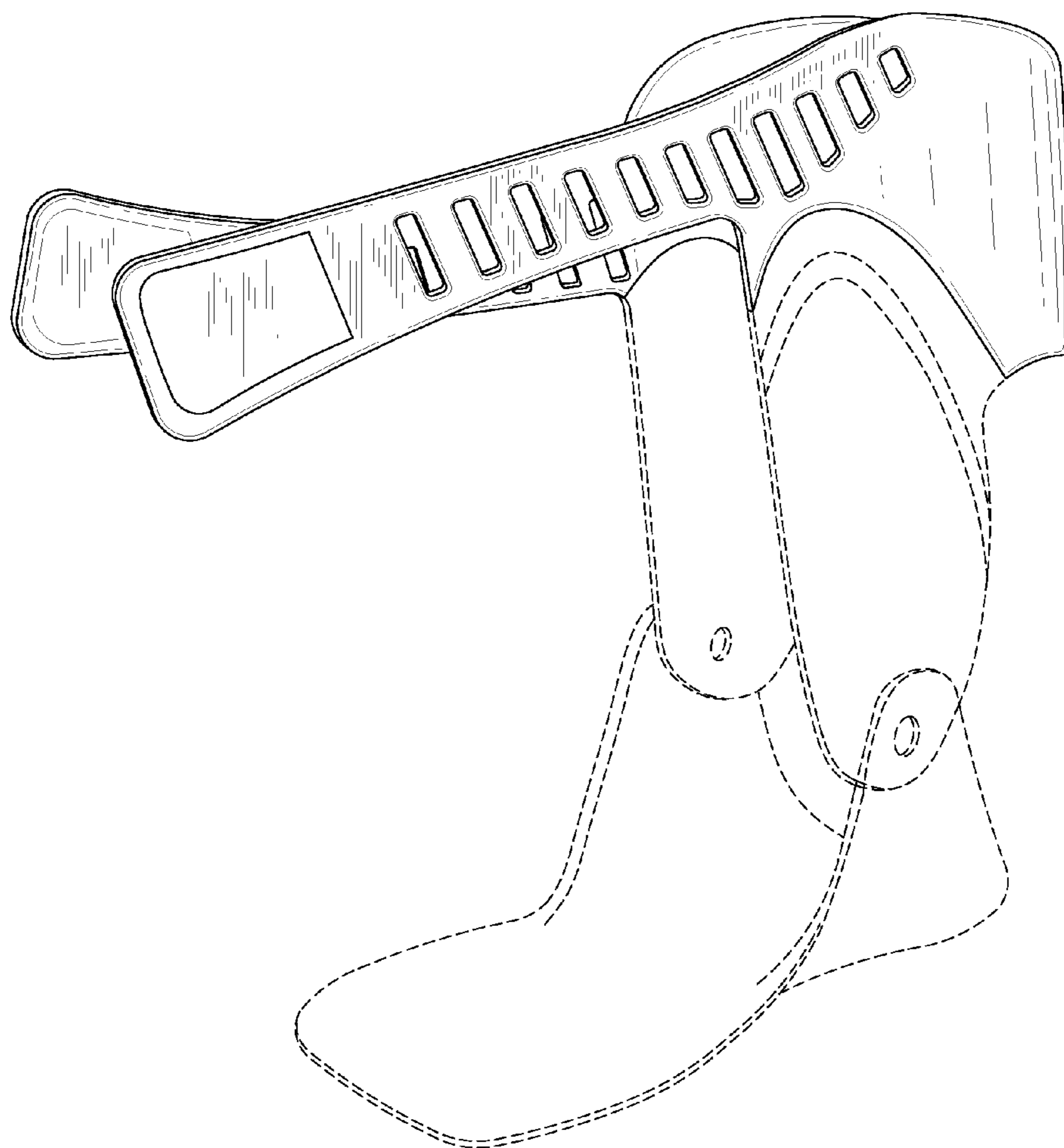


FIG. 1

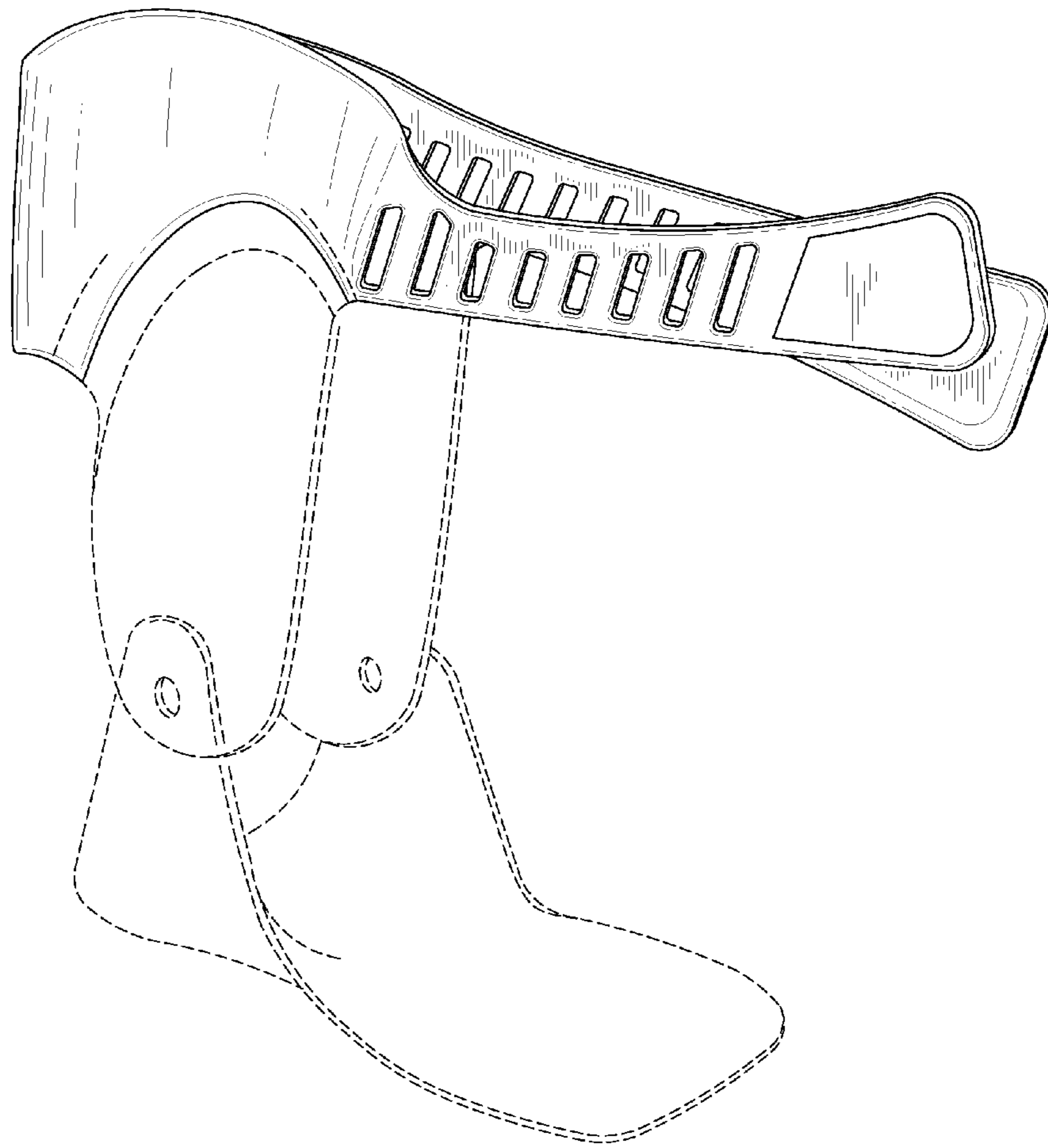


FIG. 2

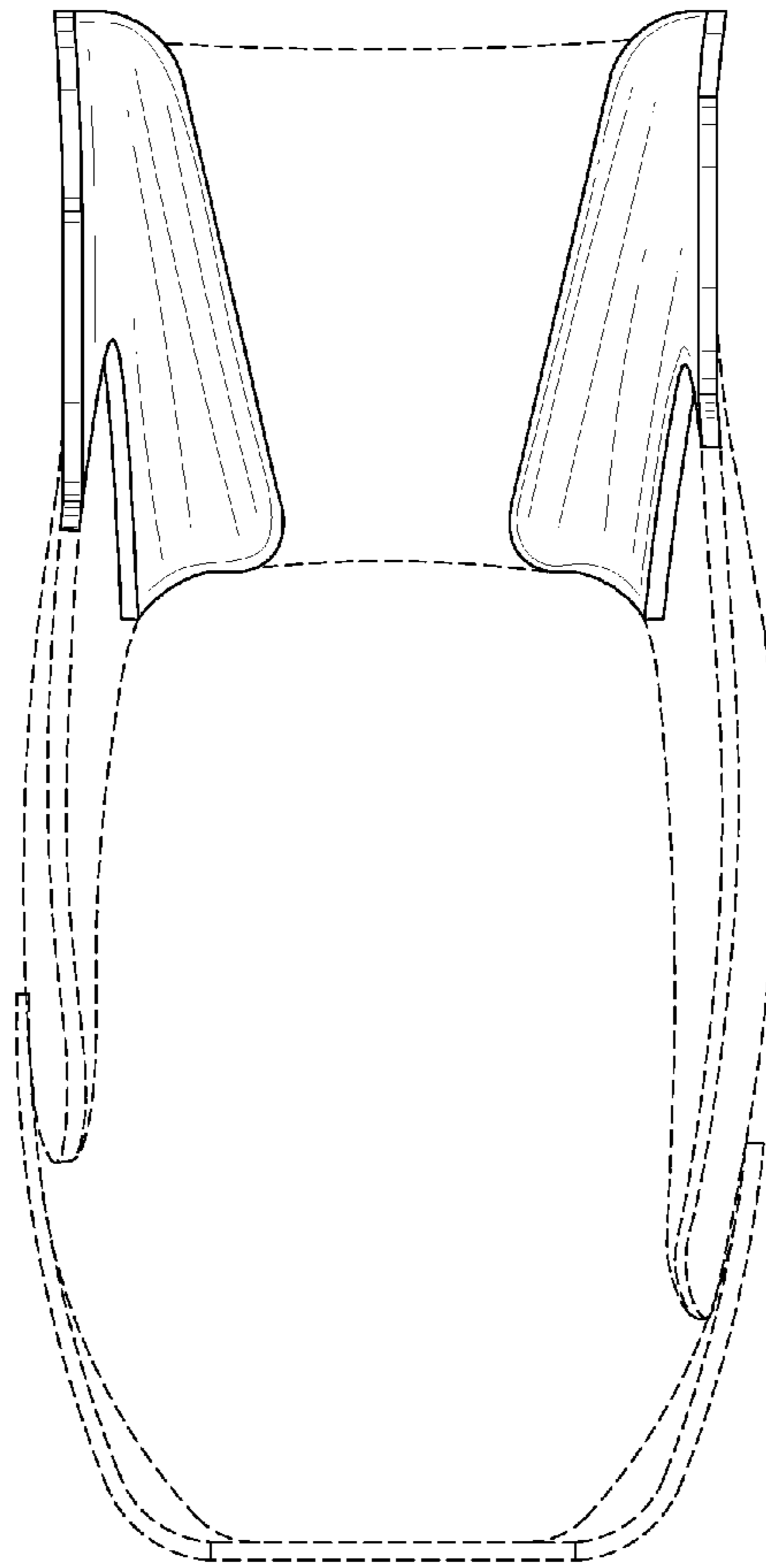


FIG. 3

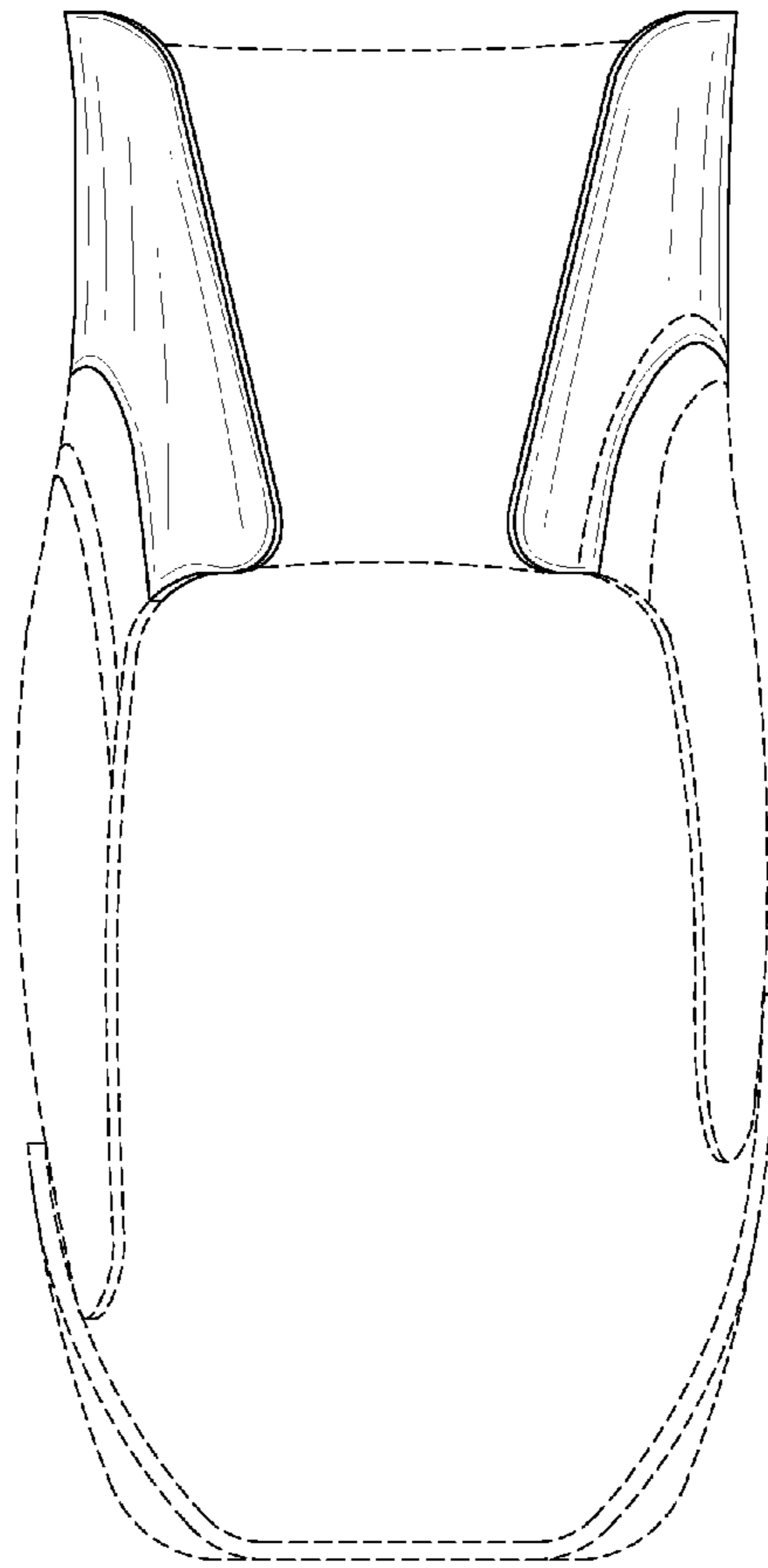


FIG. 4

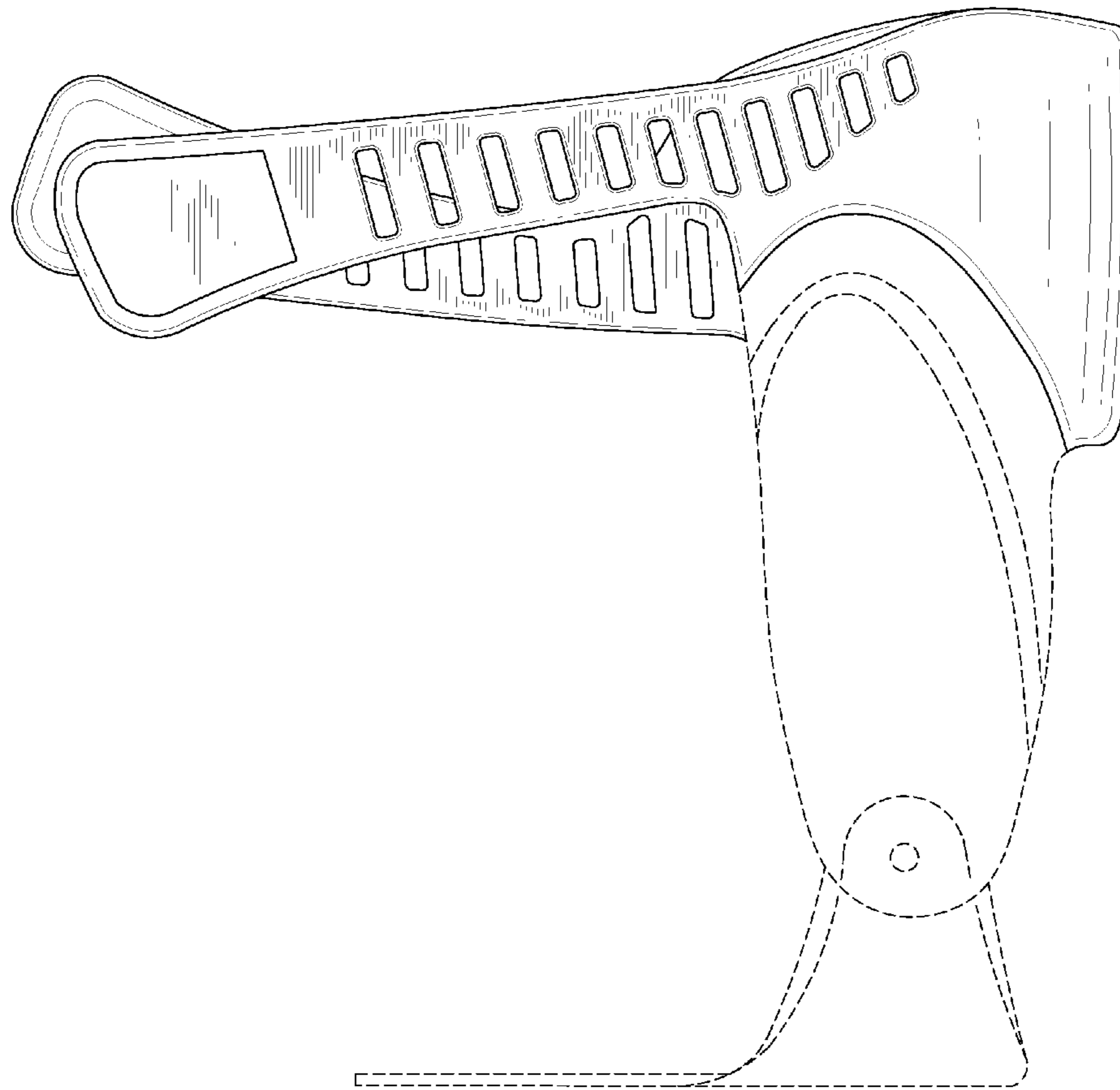


FIG. 5

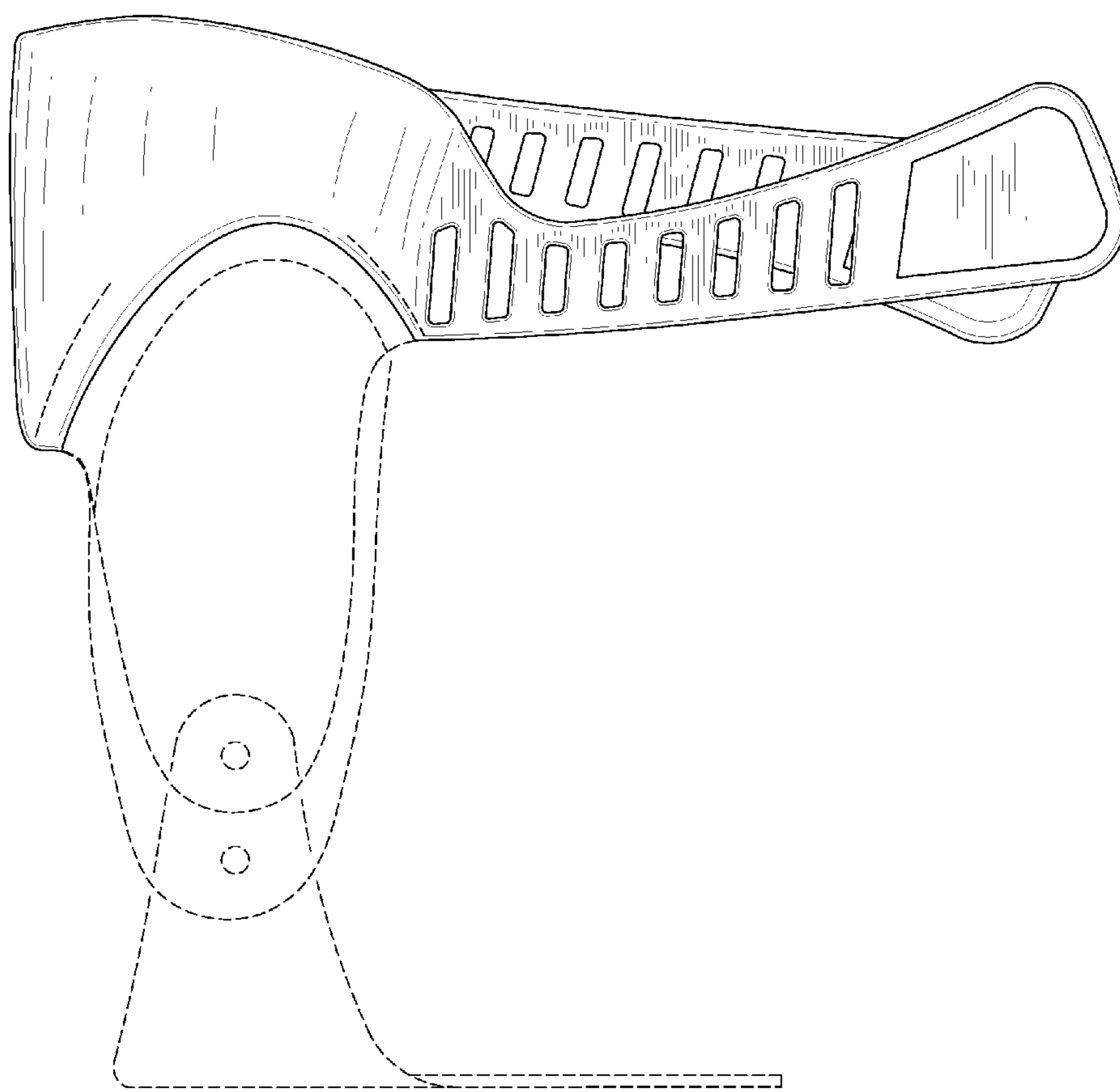


FIG. 6



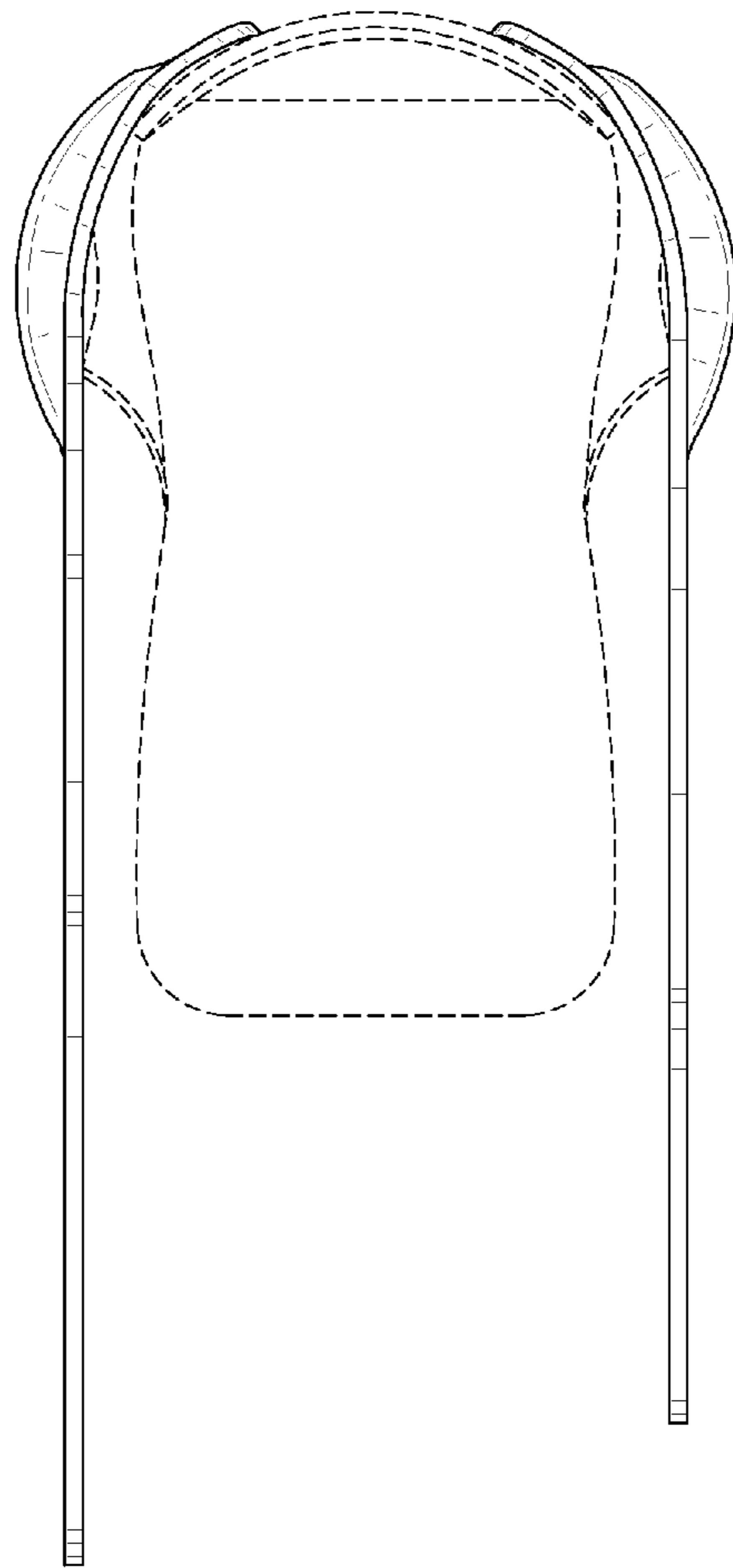


FIG. 7

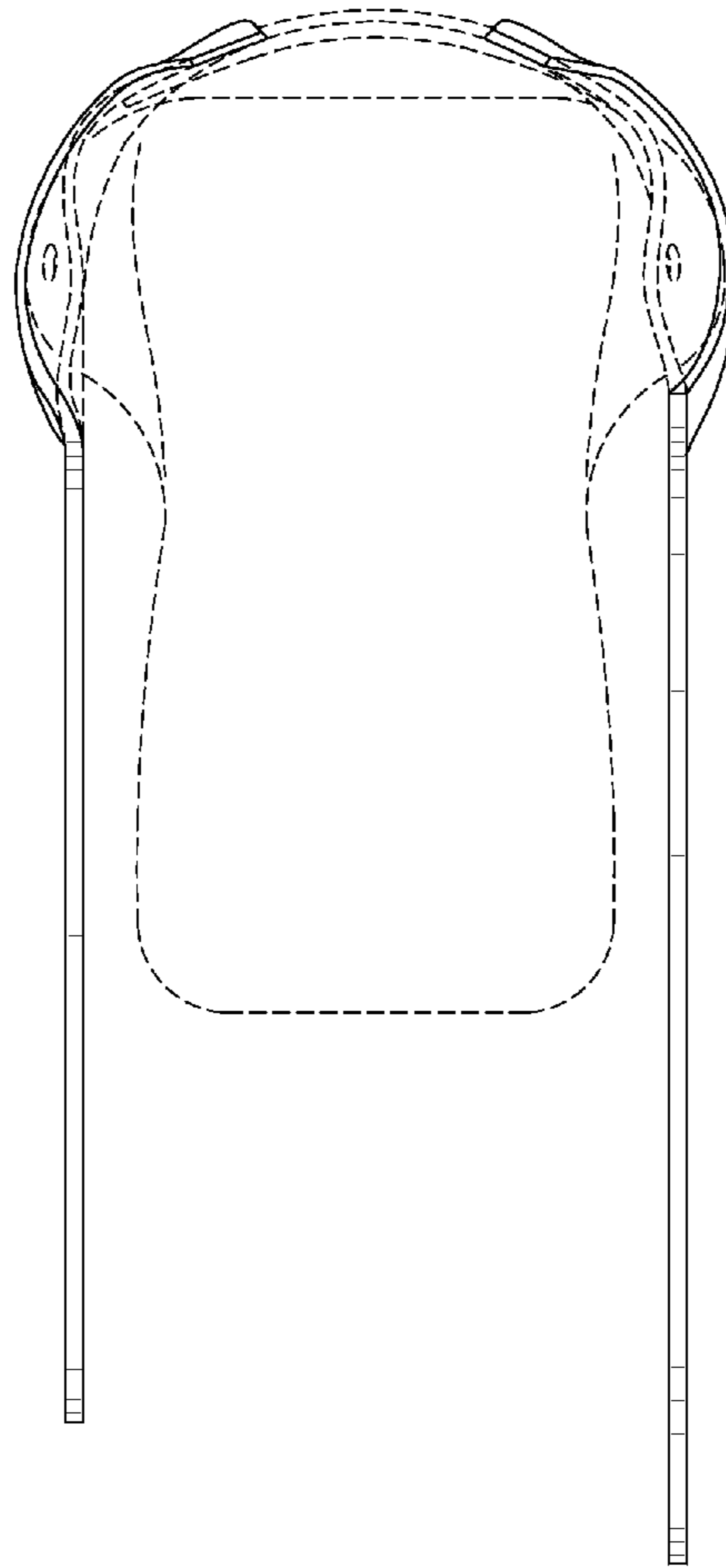


FIG. 8