



US00D672858S

(12) **United States Design Patent**
Abbondanzio et al.

(10) **Patent No.:** **US D672,858 S**
(45) **Date of Patent:** **** Dec. 18, 2012**

(54) **DISPENSER HOUSING**

(75) Inventors: **Matthew Abbondanzio**, Dallas, TX (US); **George Kyaw Maung Aye**, Chicago, IL (US); **Jeffrey Allen Gershune**, Chicago, IL (US); **Joseph Thomas Graceffa**, Chicago, IL (US); **Maria Dora Lalli**, Chicago, IL (US); **David Brian Seal**, Chicago, IL (US)

(73) Assignee: **S.C. Johnson & Son, Inc.**, Racine, WI (US)

(**) Term: **14 Years**

(21) Appl. No.: **29/383,794**

(22) Filed: **Jan. 21, 2011**

Related U.S. Application Data

(62) Division of application No. 29/359,828, filed on Apr. 15, 2010, now Pat. No. Des. 634,415.

(51) **LOC (9) Cl.** **28-99**

(52) **U.S. Cl.** **D23/366**

(58) **Field of Classification Search** D23/355-369; D28/5, 6; 261/DIG. 17, DIG. 42, DIG. 65, 261/DIG. 88, DIG. 89; 392/386, 390, 394, 392/395; 239/34, 44, 53, 55, 56, 326; D26/14, D26/17, 98

See application file for complete search history.

(56) **References Cited**

U.S. PATENT DOCUMENTS

D309,497 S 7/1990 Kearnes
D314,045 S 1/1991 DeLuca et al.
5,126,078 A 6/1992 Steiner et al.
D357,977 S 5/1995 Muderlak

5,449,117 A 9/1995 Muderlak et al.
D363,981 S 11/1995 Muderlak
5,613,625 A 3/1997 Specht
D386,564 S 11/1997 Mycroft
5,772,074 A 6/1998 Dial et al.
D406,330 S 3/1999 Chen
D407,477 S 3/1999 Chen
D409,740 S 5/1999 Gallagher et al.
5,908,140 A 6/1999 Muderlak et al.
D413,663 S 9/1999 Chen
6,036,108 A 3/2000 Chen
6,039,212 A 3/2000 Singh
6,053,483 A 4/2000 Chen
D425,190 S 5/2000 Morikawa

(Continued)

FOREIGN PATENT DOCUMENTS

CA 2001089 A1 3/1991

(Continued)

Primary Examiner — Sandra Snapp

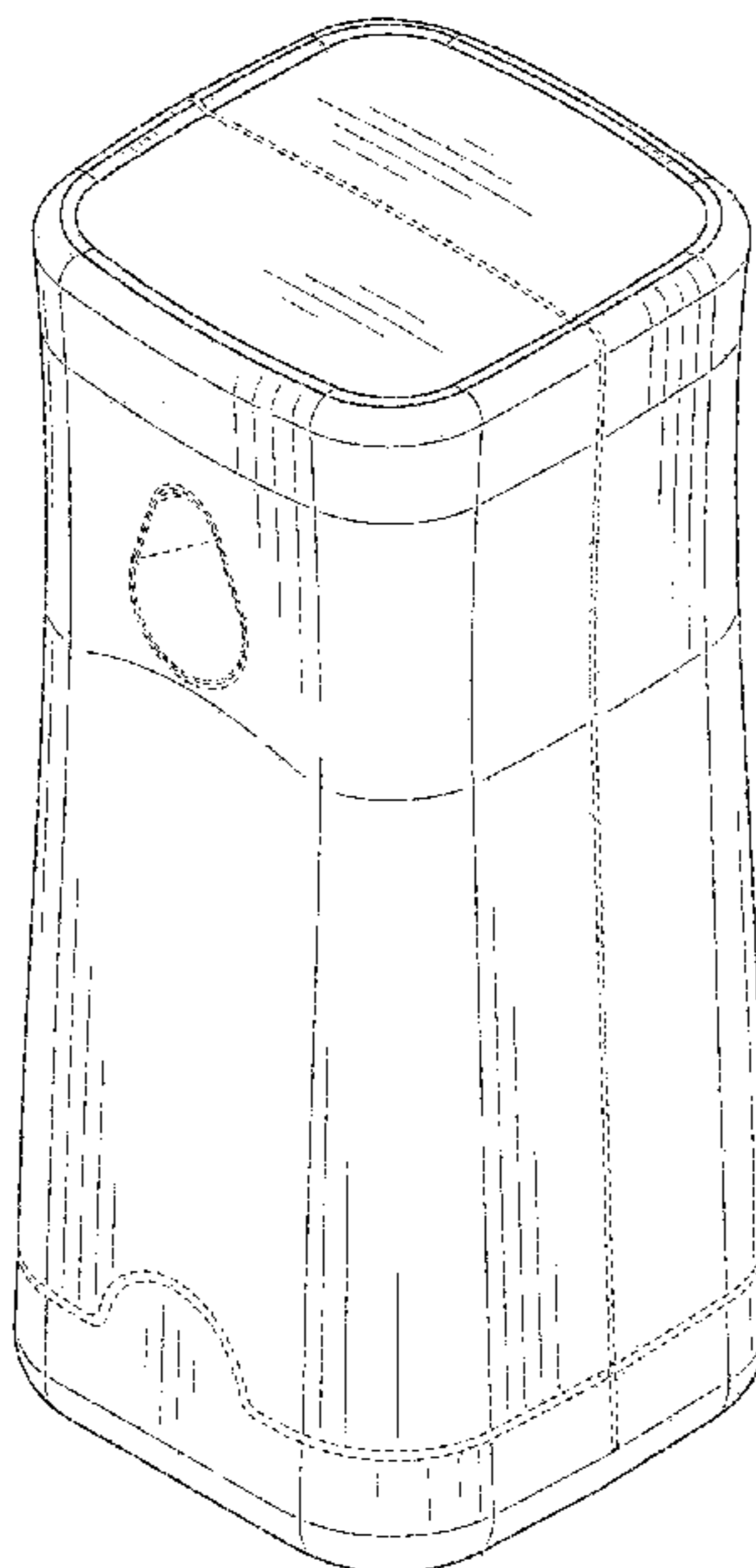
(57) **CLAIM**

The ornamental design for a dispenser housing, as shown and described.

DESCRIPTION

FIG. 1 is an isometric view of a top, front, and right side of an ornamental design for a dispenser housing;
FIG. 2 is a front elevational view of the housing of FIG. 1;
FIG. 3 is a rear elevational view of the housing of FIG. 1;
FIG. 4 is a right side elevational view of the housing of FIG. 1;
FIG. 5 is a left side elevational view of the housing of FIG. 1;
FIG. 6 is a top plan view of the housing of FIG. 1; and,
FIG. 7 is a bottom plan view of the housing of FIG. 1.
The broken lines in the drawings depict environmental subject matter only and form no part of the claimed design.

1 Claim, 4 Drawing Sheets



US D672,858 S

Page 2

U.S. PATENT DOCUMENTS

D435,098	S	12/2000	Kemmis et al.	
D436,398	S	1/2001	Steiner	
6,267,297	B1	7/2001	Contadini et al.	
6,394,310	B1	5/2002	Muderlak et al.	
6,413,302	B1	7/2002	Harrison et al.	
6,567,613	B2	5/2003	Rymer	
6,631,852	B1	10/2003	O'Leary	
D491,798	S	6/2004	Buthier	
6,769,580	B2	8/2004	Muderlak et al.	
7,014,818	B2	3/2006	Rymer	
7,028,861	B2	4/2006	Sayers et al.	
7,036,747	B2	5/2006	Channer	
7,048,152	B2	5/2006	Bunoz	
D533,931	S	12/2006	Miller et al.	
7,222,760	B1	5/2007	Tsay	
D544,085	S	6/2007	Schriner et al.	
D546,434	S	7/2007	Barraclough	
D547,851	S	7/2007	Anderson et al.	
D559,965	S	1/2008	Kennedy et al.	
D561,884	S	2/2008	Furner et al.	
D564,357	S	3/2008	Kapoor et al.	
D573,706	S	7/2008	Zlotnik et al.	
D577,814	S	9/2008	Seki et al.	
D580,039	S	11/2008	Zlotnik et al.	
D583,038	S	12/2008	Kay et al.	
D583,453	S	12/2008	Kay et al.	
D583,454	S	12/2008	Kay et al.	
D583,455	S	12/2008	Kay et al.	
D583,921	S	12/2008	Kay et al.	
D587,794	S	3/2009	Yoo et al.	
D604,823	S	11/2009	Schwartz et al.	
D604,824	S	11/2009	Paolazzi et al.	
7,637,391	B2	12/2009	Rosenkranz et al.	
D608,436	S	1/2010	Drucker et al.	
7,687,744	B2	3/2010	Walter et al.	
D615,180	S	5/2010	Meyerhoffer	
D637,274	S *	5/2011	Chan et al.	D23/364

D647,187	S *	10/2011	Chan et al.	D23/364
D652,500	S *	1/2012	Abbondanzio et al.	D23/366
D657,039	S *	4/2012	Abbondanzio et al.	D23/366
2005/0139693	A1	6/2005	Robinson et al.	
2006/0100303	A1	5/2006	Bedford et al.	
2007/0181609	A1	8/2007	Rymer	
2007/0183924	A1	8/2007	Morgan	
2007/0204387	A1	9/2007	Cornelius et al.	
2007/0257130	A1	11/2007	Butler et al.	
2008/0011870	A1	1/2008	Link et al.	
2008/0061082	A1	3/2008	Anderson et al.	
2008/0099483	A1	5/2008	Anderson et al.	
2008/0156896	A1	7/2008	Anderson et al.	
2009/0236440	A1	9/2009	Anderson et al.	
2009/0302056	A1	12/2009	Butler	

FOREIGN PATENT DOCUMENTS

CA	2327934	A1	10/1999	
CA	99786		8/2003	
CA	105595		9/2005	
CA	126502		2/2009	
CA	129356		2/2009	
CA	129358		2/2009	
CA	123349		5/2009	
EP	890365	A1	1/1999	
EP	1586335	A1	10/2005	
GB	2406792	A1	4/2005	
WO	2004105878	A1	12/2004	
WO	2006079798	A2	8/2006	
WO	2006079798	A3	8/2006	
WO	2007124554	A1	11/2007	
WO	2007132140	A1	11/2007	
WO	2008095187	A1	8/2008	
WO	2008149064	A1	12/2008	
WO	2008149065	A1	12/2008	
WO	2008149066	A1	12/2008	
WO	2009029337	A1	3/2009	

* cited by examiner

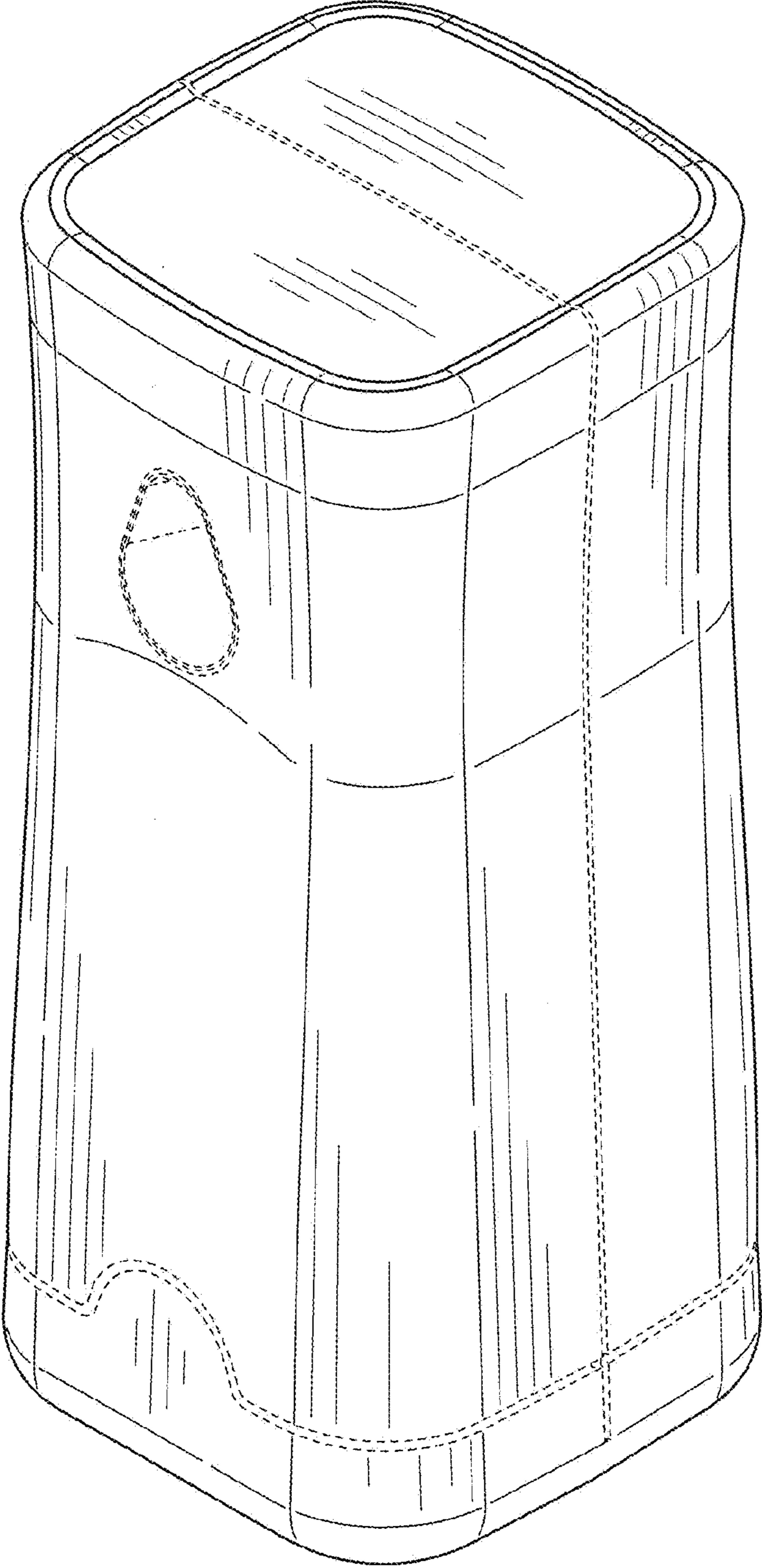


FIG. 1




FIG. 2

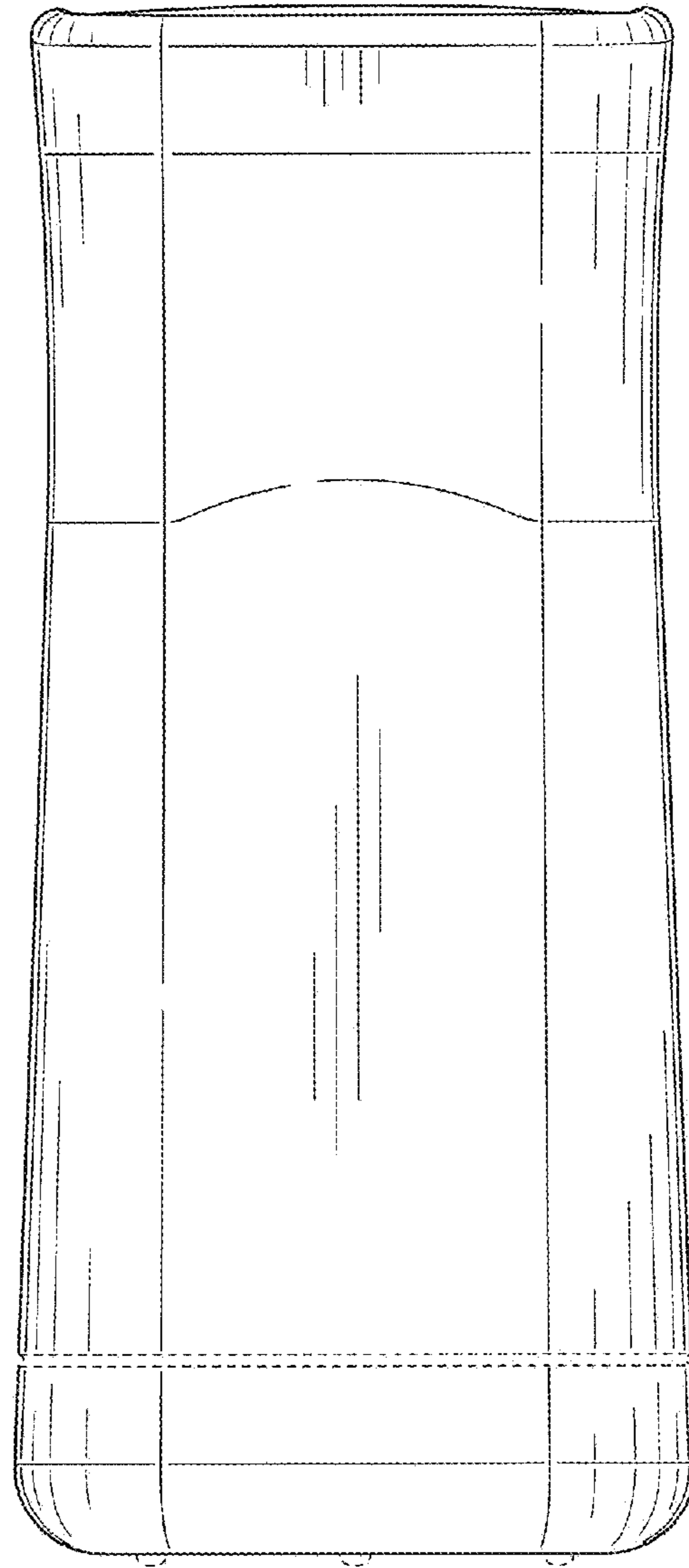


FIG. 3

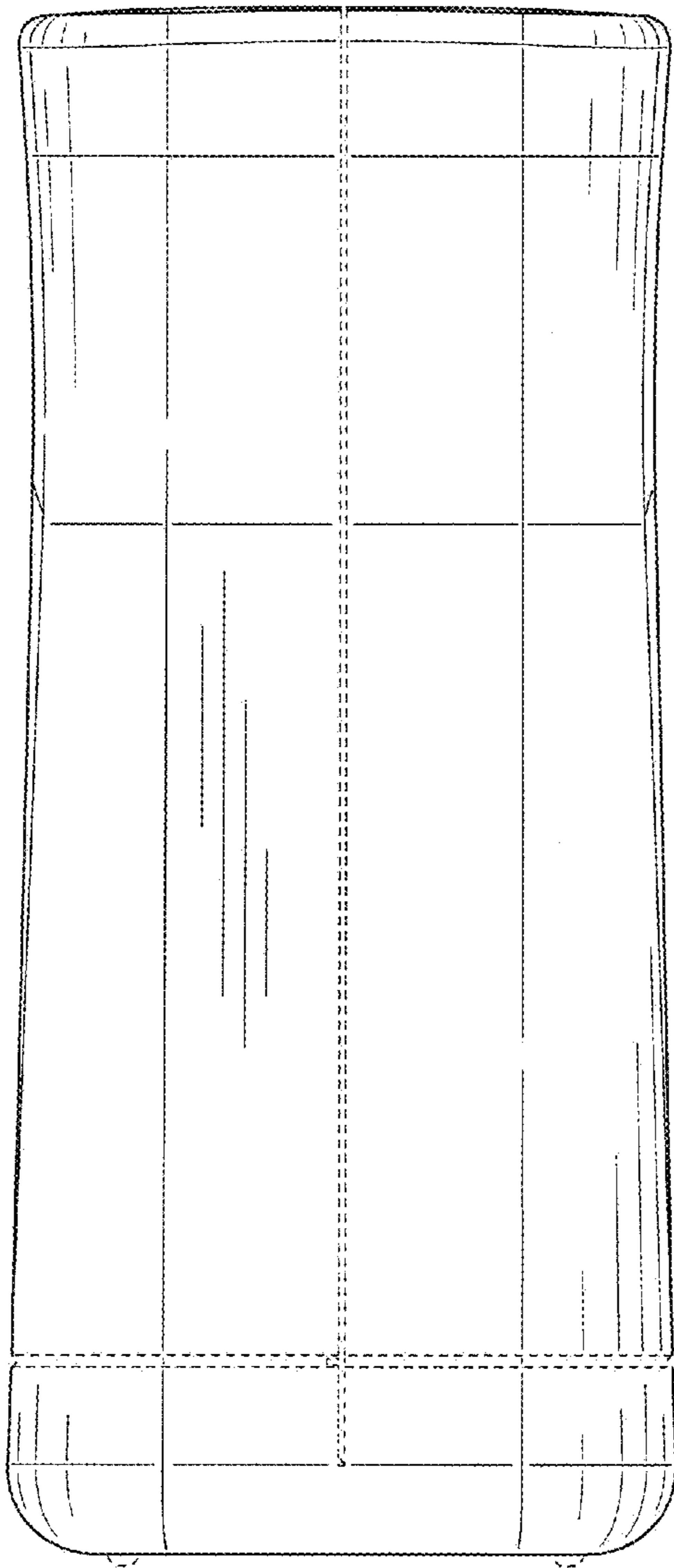


FIG. 4

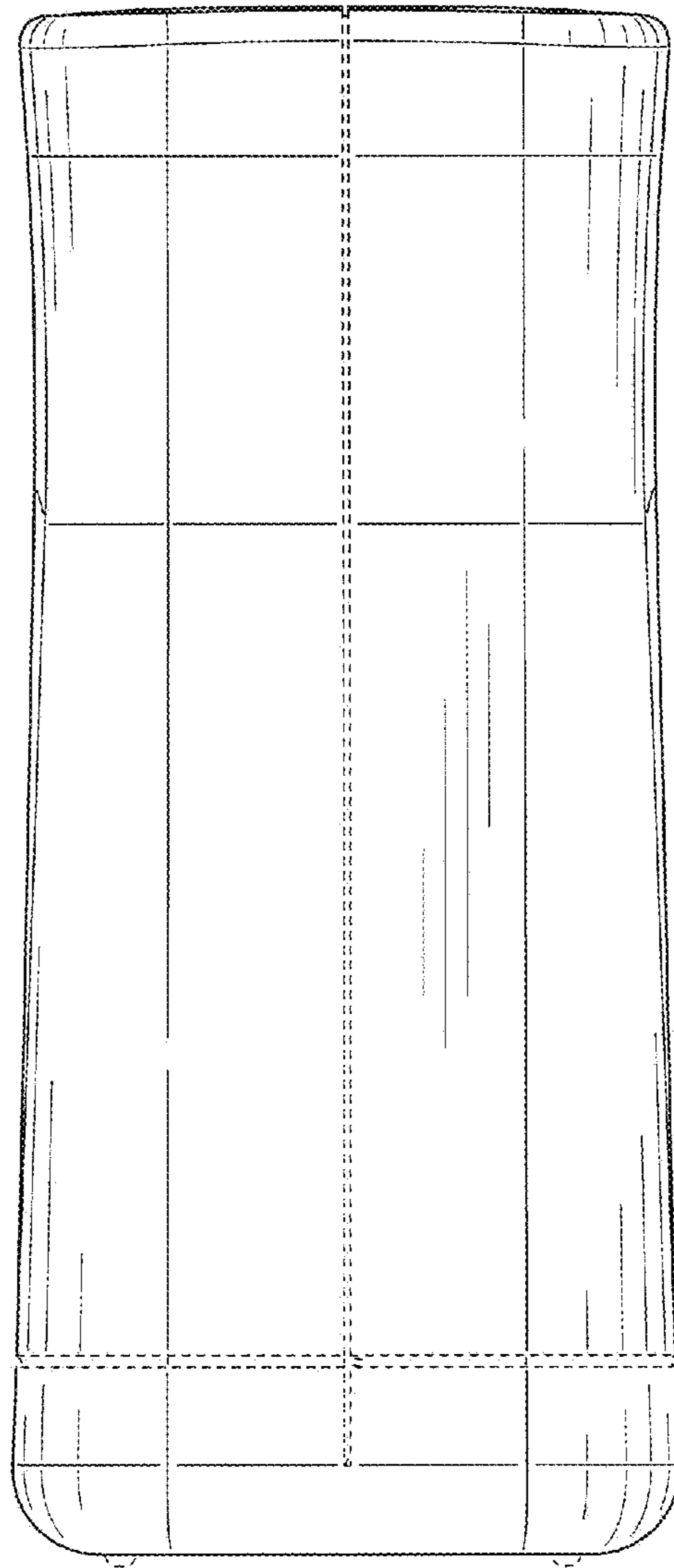


FIG. 5

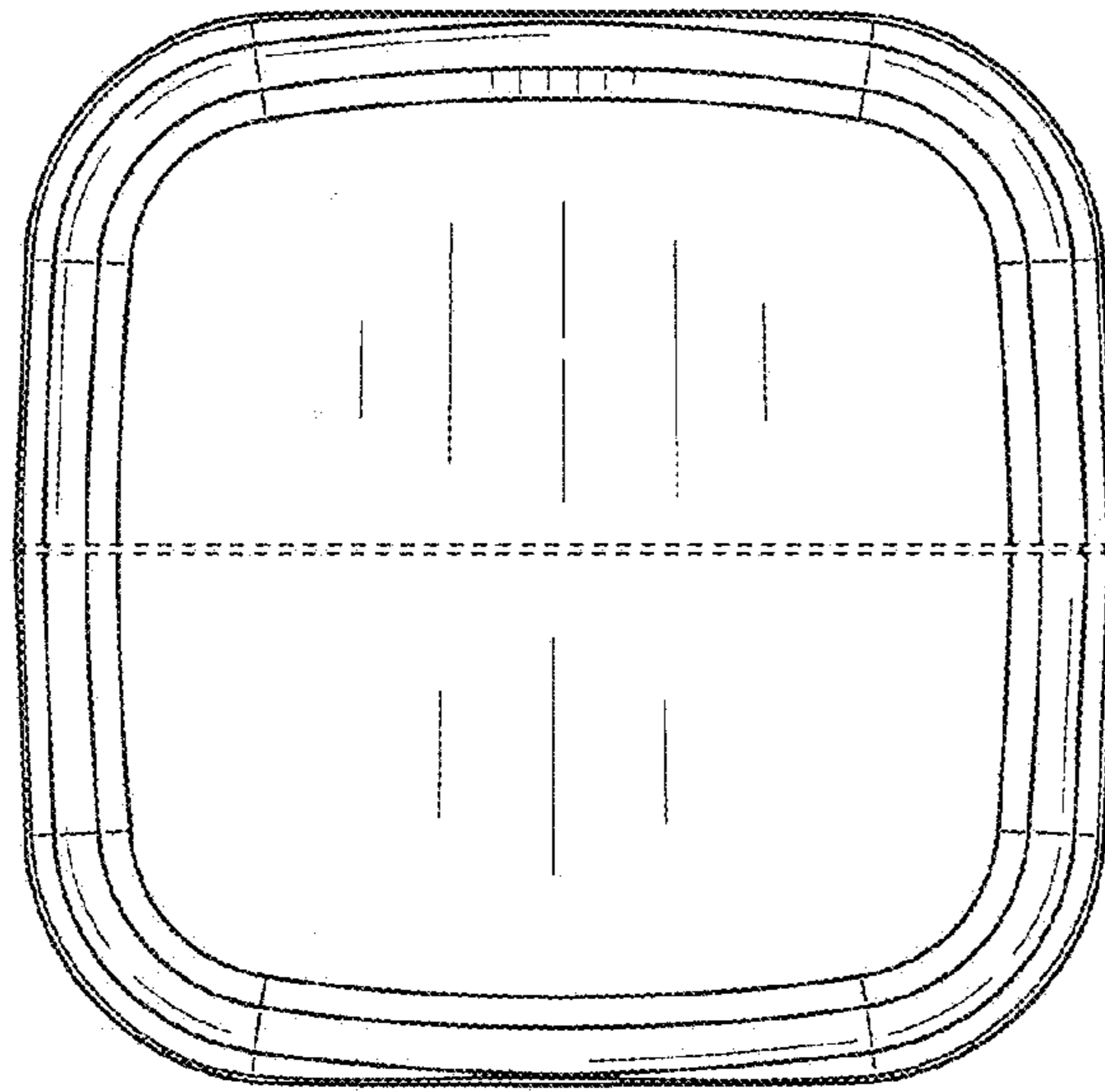


FIG. 6

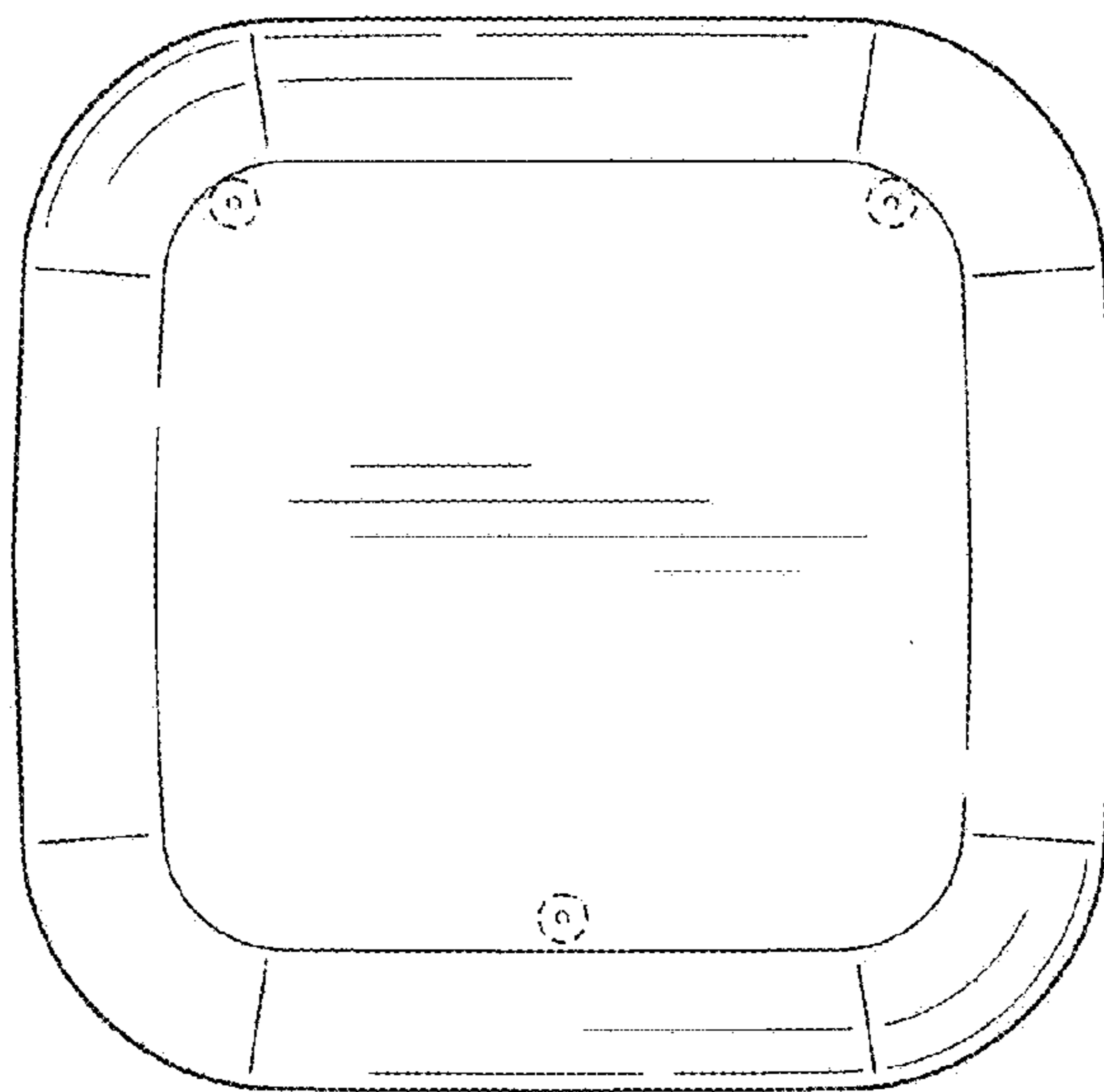


FIG. 7