



US00D672843S

(12) **United States Design Patent**  
**Snowden et al.**

(10) **Patent No.:** **US D672,843 S**

(45) **Date of Patent:** **\*\* Dec. 18, 2012**

(54) **DUCK BLIND COVER**

D470,910 S \* 2/2003 Abel ..... D22/199

(76) Inventors: **Michael Snowden**, Nicholasville, KY  
(US); **David Davis**, Tunnel Hill, GA  
(US)

\* cited by examiner

*Primary Examiner* — Doris Clark

(74) *Attorney, Agent, or Firm* — Stephen J. Stark

(\*\*) Term: **14 Years**

(21) Appl. No.: **29/384,455**

(22) Filed: **Jan. 31, 2011**

(51) **LOC (9) Cl.** ..... **22-05**

(52) **U.S. Cl.** ..... **D22/125**

(58) **Field of Classification Search** ..... D22/199,  
D22/119, 125; 43/1, 3; 114/351  
See application file for complete search history.

(57) **CLAIM**

We claim the ornamental design for a duck blind cover, as shown and described.

**DESCRIPTION**

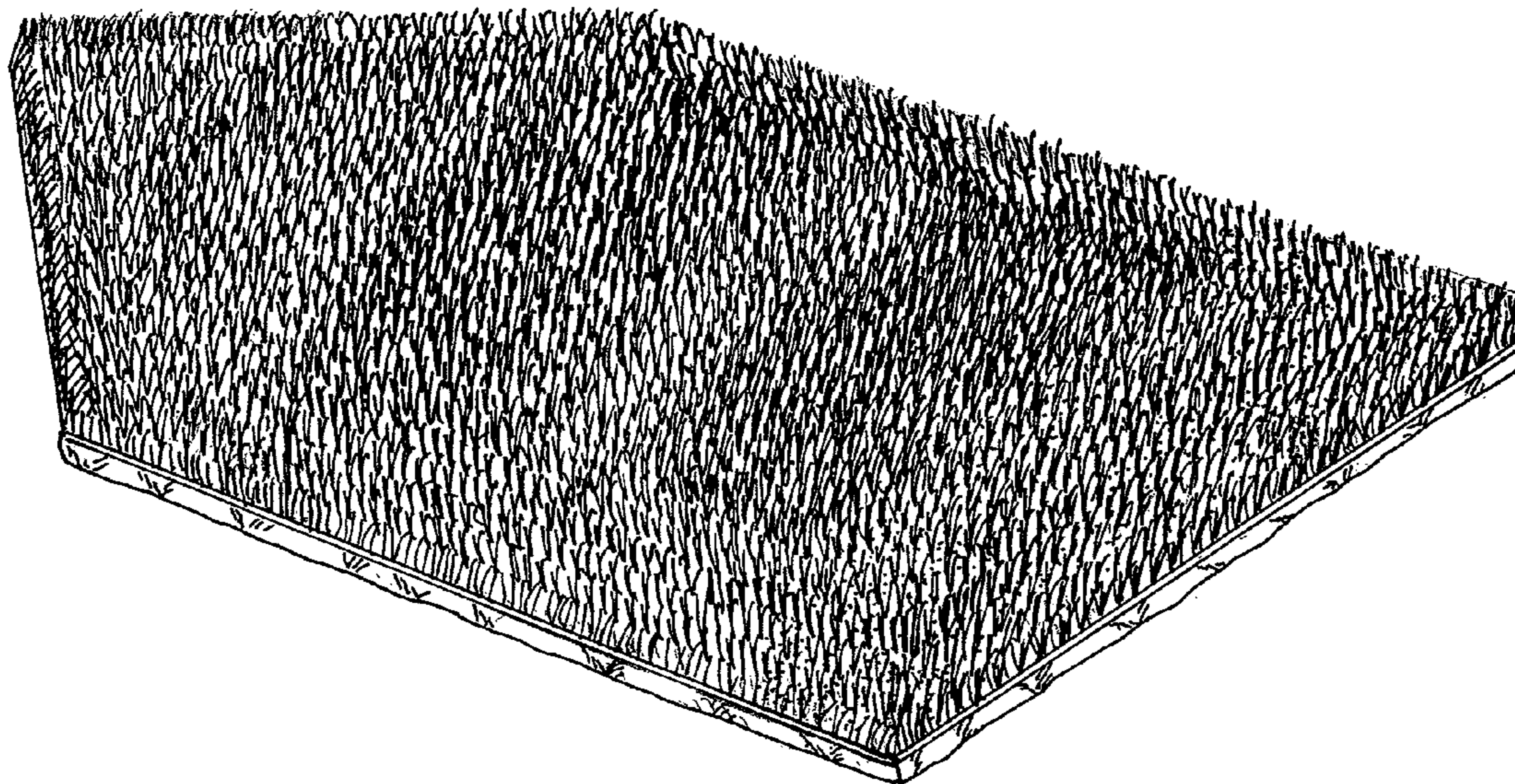
FIG. 1 is a perspective view of the duck blind cover;  
FIG. 2 is a top plan view thereof;  
FIG. 3 is a left side elevational view thereof, the right side being a mirror image thereof;  
FIG. 4 is a front elevational view;  
FIG. 5 is a back elevational view thereof; and,  
FIG. 6 is a bottom plan view thereof.  
The broken lines on the drawing are for illustrative purposes only and form no part of the claimed design.

(56) **References Cited**

**U.S. PATENT DOCUMENTS**

2,827,729	A *	3/1958	Hoene	.....	43/1
4,318,240	A *	3/1982	Hillesland	.....	43/3
5,142,833	A *	9/1992	Svehaug	.....	52/71
D391,617	S *	3/1998	Hill	.....	D22/125

**1 Claim, 2 Drawing Sheets**





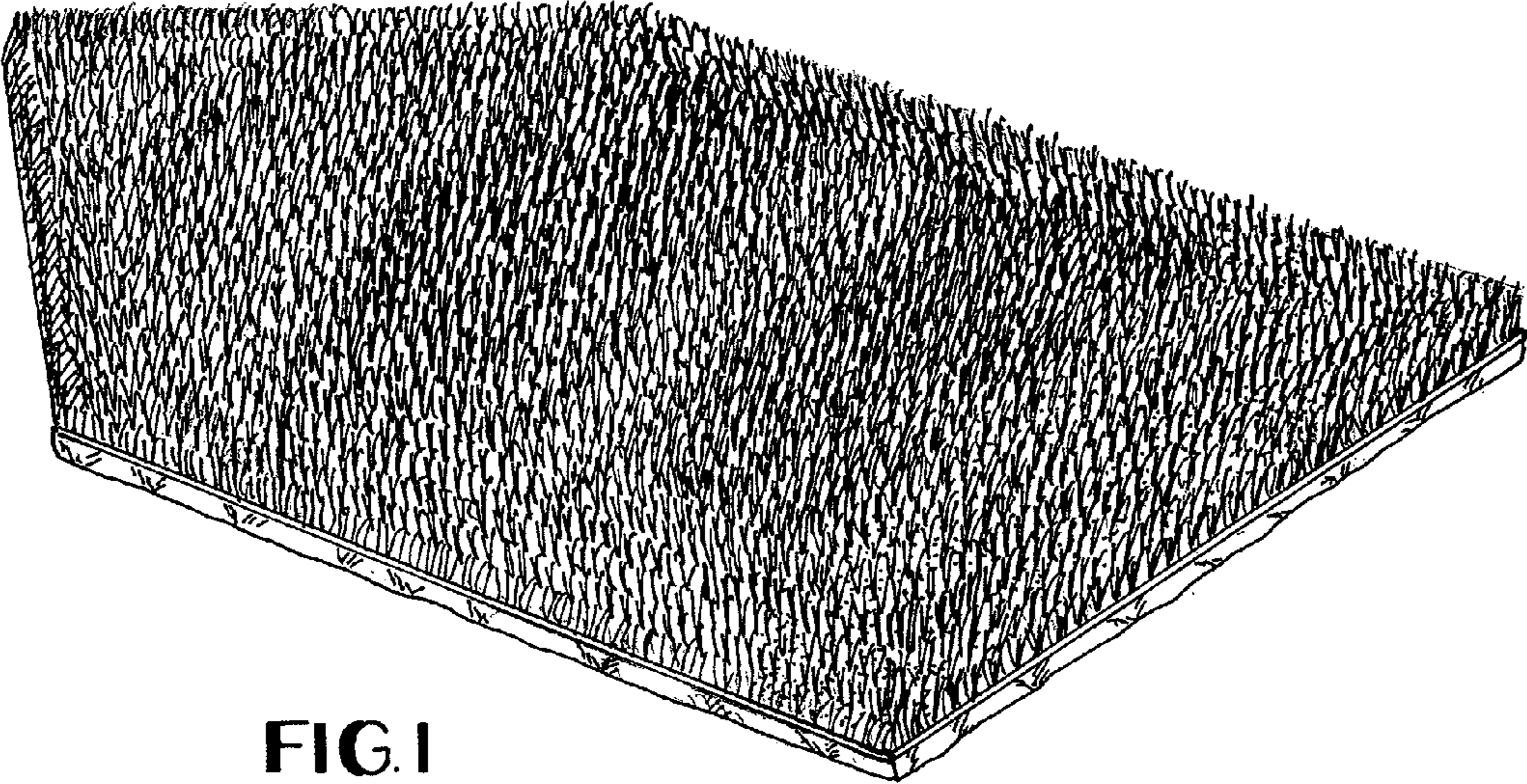


FIG. 1




FIG. 2



FIG. 3

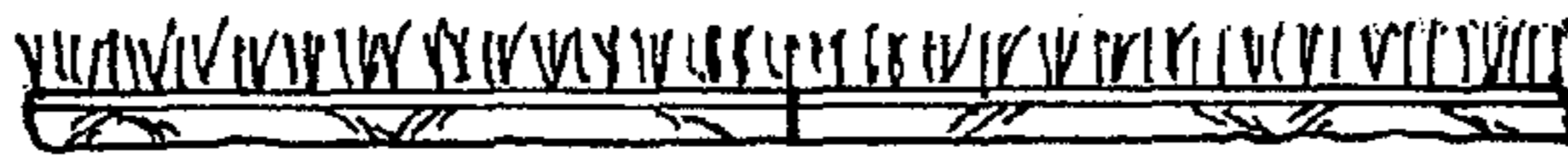


FIG. 4




FIG. 5




FIG. 6