

US00D672810S

(12) **United States Design Patent**
Mao

(10) **Patent No.:** **US D672,810 S**

(45) **Date of Patent:** **** Dec. 18, 2012**

(54) **BALLPOINT PEN**

(75) Inventor: **Weidong Mao**, Zhejiang (CN)

(73) Assignee: **Hangzhou Prostar Enterprises Ltd.**,
Hangzhou, Zhejiang (CN)

(**) Term: **14 Years**

(21) Appl. No.: **29/393,475**

(22) Filed: **Jun. 5, 2011**

(51) **LOC (9) Cl.** **19-06**

(52) **U.S. Cl.** **D19/46**

(58) **Field of Classification Search** D19/35,
D19/36, 41-51, 54-58; D14/411; 24/11 F,
24/11 P, 11 R; 401/52, 99, 100-109, 192,
401/195, 196

See application file for complete search history.

(56) **References Cited**

U.S. PATENT DOCUMENTS

D179,053 S *	10/1956	Baker	D19/51
D436,623 S *	1/2001	Schmidt et al.	D19/46
D462,717 S *	9/2002	Rommel	D19/56
D485,300 S *	1/2004	Schung	D19/51
D486,858 S *	2/2004	Schung	D19/51
D499,448 S *	12/2004	Rommel	D19/50

D526,021 S *	8/2006	Lecce	D19/51
D536,034 S *	1/2007	Penno	D19/51
D546,883 S *	7/2007	Briggl	D19/51
D562,896 S *	2/2008	Delaney	D19/51
D590,883 S *	4/2009	Dong	D19/55
D597,135 S *	7/2009	Takanashi	D19/50
D598,955 S *	8/2009	Briggl	D19/50
D628,240 S *	11/2010	Rolion et al.	D19/47
D642,620 S *	8/2011	Allemeier	D19/50
D647,965 S *	11/2011	Leibeck	D19/51
D651,246 S *	12/2011	Beyer	D19/51

* cited by examiner

Primary Examiner — Elizabeth Albert

(74) *Attorney, Agent, or Firm* — Global IP Services; Tianhua Gu


(57) **CLAIM**

The ornamental design for a ballpoint pen, as shown and described.

DESCRIPTION

FIG. 1 is a front elevation view showing my new design;
FIG. 2 is a rear elevation view thereof;
FIG. 3 is a left side elevation view thereof;
FIG. 4 is a right side elevation view thereof;
FIG. 5 is a top plan view thereof;
FIG. 6 is a bottom plan view thereof; and,
FIG. 7 is a right front perspective view.

1 Claim, 3 Drawing Sheets






FIG. 1




FIG. 2




FIG. 3




FIG. 4




FIG. 5




FIG. 6

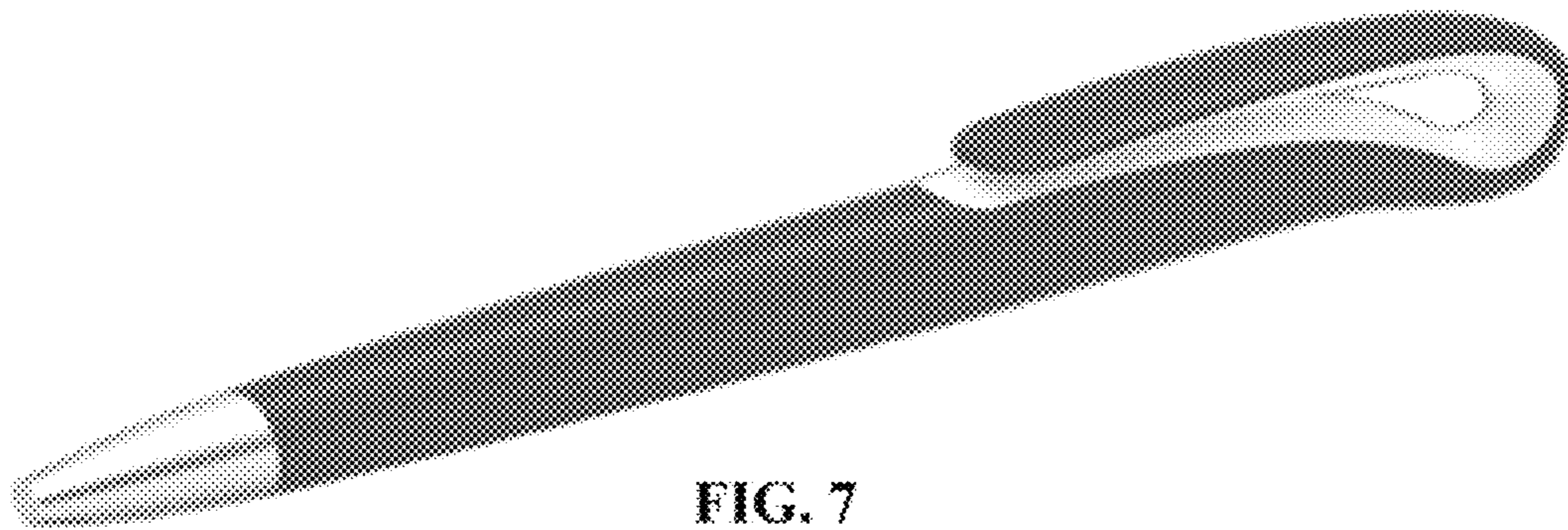


FIG. 7