

US00D672808S

(12) **United States Design Patent**  
**Liang et al.**

(10) **Patent No.:** **US D672,808 S**

(45) **Date of Patent:** **\*\* Dec. 18, 2012**

(54) **PEN**

(75) Inventors: **Wenyan Liang**, Ningbo (CN); **Linghua Jiang**, Ningbo (CN)

(73) Assignee: **Beifa Group Co., Ltd.**, Ningbo (CN)

(\*\*) Term: **14 Years**

(21) Appl. No.: **29/389,688**

(22) Filed: **Apr. 14, 2011**

(30) **Foreign Application Priority Data**

Oct. 14, 2010 (CN) ..... 2010 3 0567697

(51) **LOC (9) Cl.** ..... **19-06**

(52) **U.S. Cl.** ..... **D19/43**

(58) **Field of Classification Search** ..... D19/35,  
D19/36, 41-51, 54-58; D14/411; 24/11 F,  
24/11 P, 11 R; 401/52, 99, 100-109, 192,  
401/195, 196

See application file for complete search history.

(56) **References Cited**

**U.S. PATENT DOCUMENTS**

D206,735 S *	1/1967	Levy	.....	D19/57
D221,033 S *	6/1971	Wakai	.....	D19/43
3,774,389 A *	11/1973	Wilken	.....	368/216
D273,399 S *	4/1984	Zierhut	.....	D19/57
D273,400 S *	4/1984	Zierhut	.....	D19/57
D273,401 S *	4/1984	Zierhut	.....	D19/57
D284,676 S *	7/1986	Malm	.....	D19/51
D328,311 S	7/1992	Nitta		
5,174,672 A *	12/1992	Towsend	.....	401/6
5,230,578 A *	7/1993	Fuhrmann et al.	.....	401/202
D363,308 S	10/1995	Sekine		
D366,498 S *	1/1996	Abe et al.	.....	D19/51
D374,460 S	10/1996	Young		
D377,194 S	1/1997	Young		
5,599,127 A *	2/1997	Fuhrmann et al.	.....	401/202
D383,780 S	9/1997	Young		
D391,153 S	2/1998	Poisson		
D398,642 S	9/1998	Avenatti		
D483,067 S	12/2003	Takanashi		
D484,536 S	12/2003	Takanashi		
D530,745 S *	10/2006	Kent et al.	.....	D19/43

D530,748 S *	10/2006	Kent et al.	.....	D19/57
D539,346 S *	3/2007	Song	.....	D19/43
D540,383 S	4/2007	Nishida		
D546,387 S *	7/2007	Qiu	.....	D19/43
D547,802 S *	7/2007	Jeon	.....	D19/43
D549,775 S *	8/2007	Kent et al.	.....	D19/48
D552,175 S *	10/2007	Boerio	.....	D19/49
D586,853 S *	2/2009	Tan	.....	D19/49
D586,854 S *	2/2009	Tan	.....	D19/49
D616,935 S *	6/2010	Zhang	.....	D19/48
D641,787 S *	7/2011	Tan	.....	D19/48
D647,961 S *	11/2011	Zhang	.....	D19/43
D648,386 S *	11/2011	Zhang	.....	D19/43
D655,337 S *	3/2012	Zhang	.....	D19/45

**OTHER PUBLICATIONS**

Jiang, L., "Pen," U.S. Appl. No. 29/389,625, filed Apr. 14, 2011.  
Jiang, L., and W. Liang, "Pen," U.S. Appl. No. 29/389,690, filed Apr. 14, 2011.

Liang, W., "Pen," U.S. Appl. No. 29/389,574, filed Apr. 13, 2011.

Xie, J., "Pen," U.S. Appl. No. 29/389,633, filed Apr. 14, 2011.

\* cited by examiner

*Primary Examiner* — Elizabeth Albert

(74) *Attorney, Agent, or Firm* — Christensen O'Connor Johnson Kindness PLLC

(57) **CLAIM**

The ornamental design for a pen, as shown and described.

**DESCRIPTION**

FIG. 1 is a lower front right perspective view of a pen showing our new design;

FIG. 2 is a front elevation view thereof;

FIG. 3 is a rear elevation view thereof;

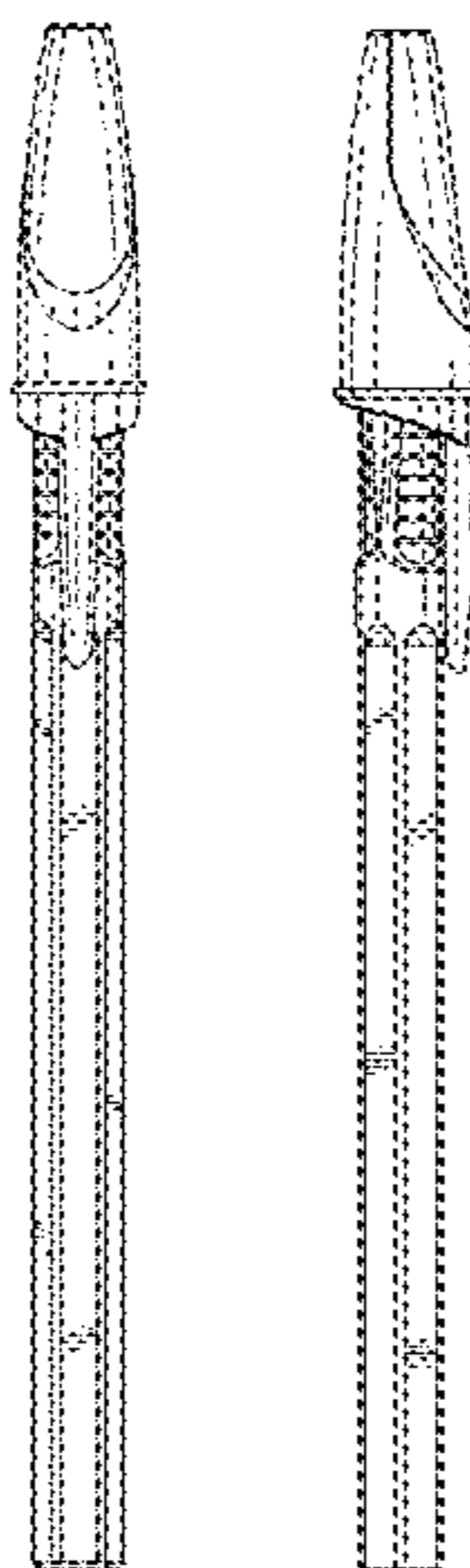
FIG. 4 is a left side elevation view thereof, with the right side elevation view being a mirror image of the left side elevation view;

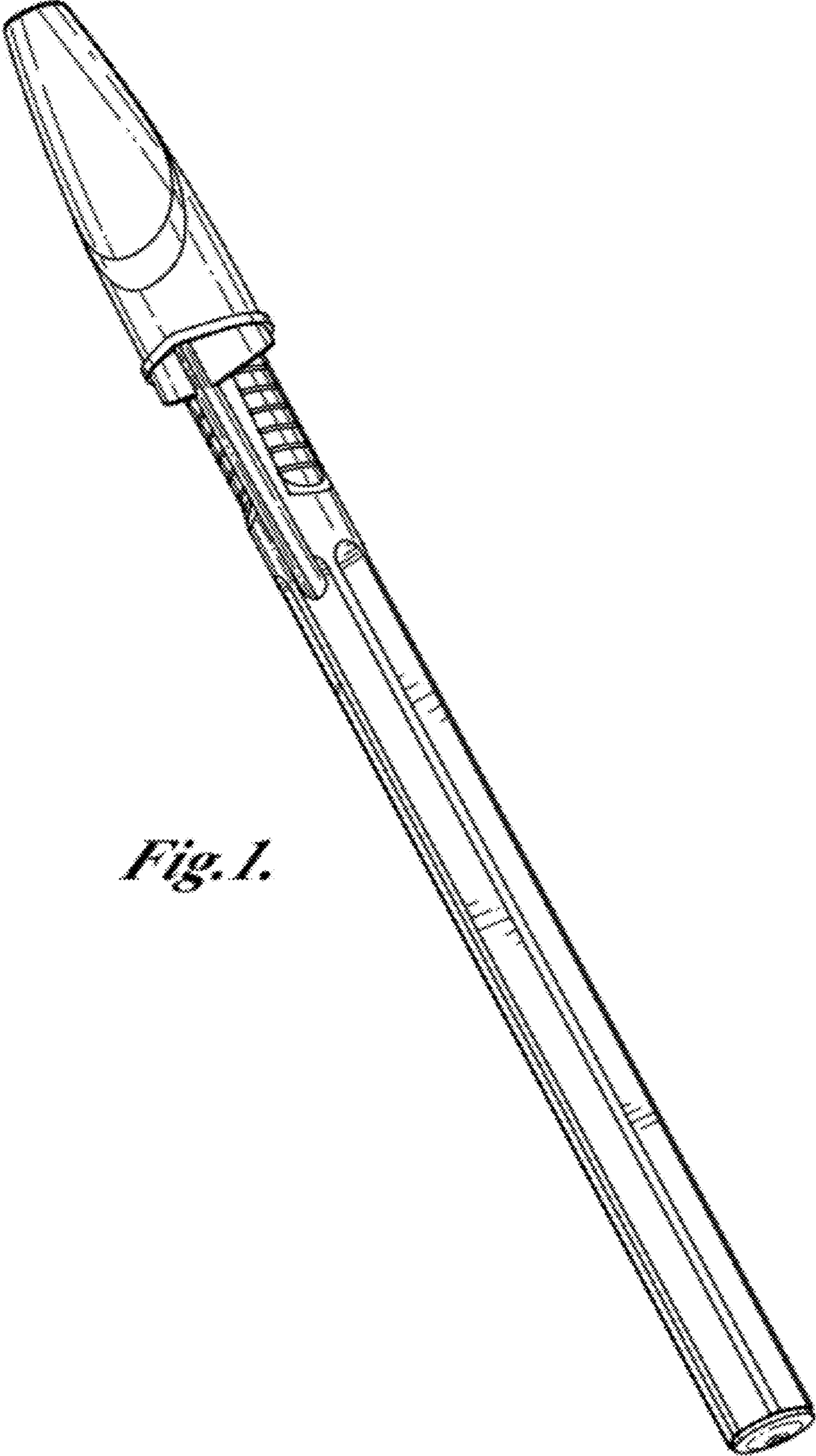
FIG. 5 is an enlarged top plan view thereof; and,

FIG. 6 is an enlarged bottom plan view thereof.

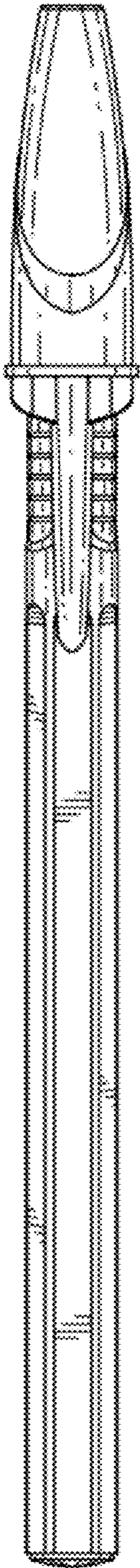
The broken lines shown in FIGS. 1, 5, and 6 illustrate environmental subject matter and form no part of the claimed design.

**1 Claim, 3 Drawing Sheets**

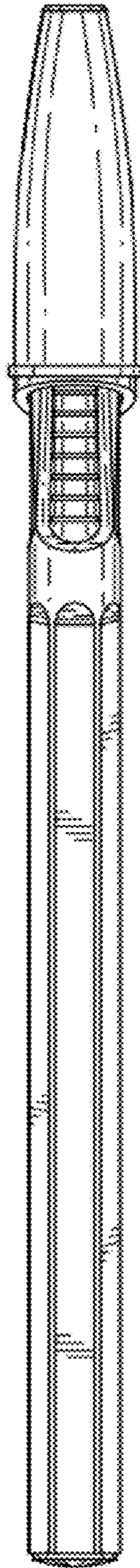




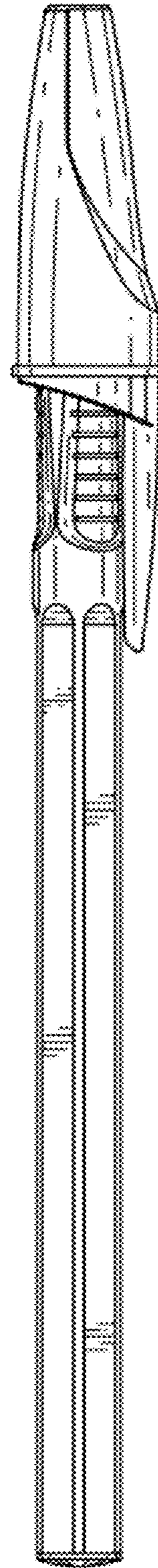
*Fig. 1.*



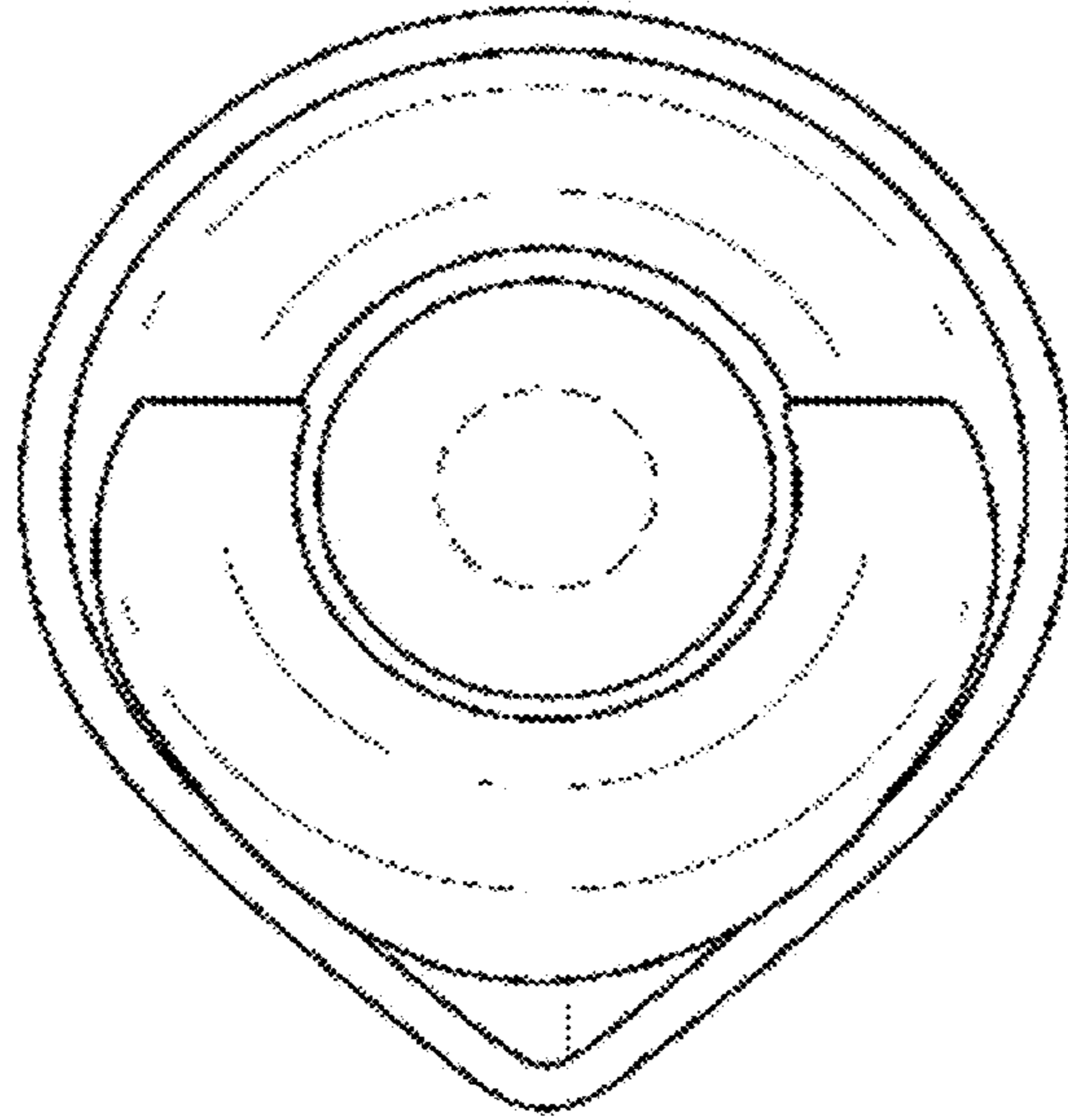
*Fig. 2.*



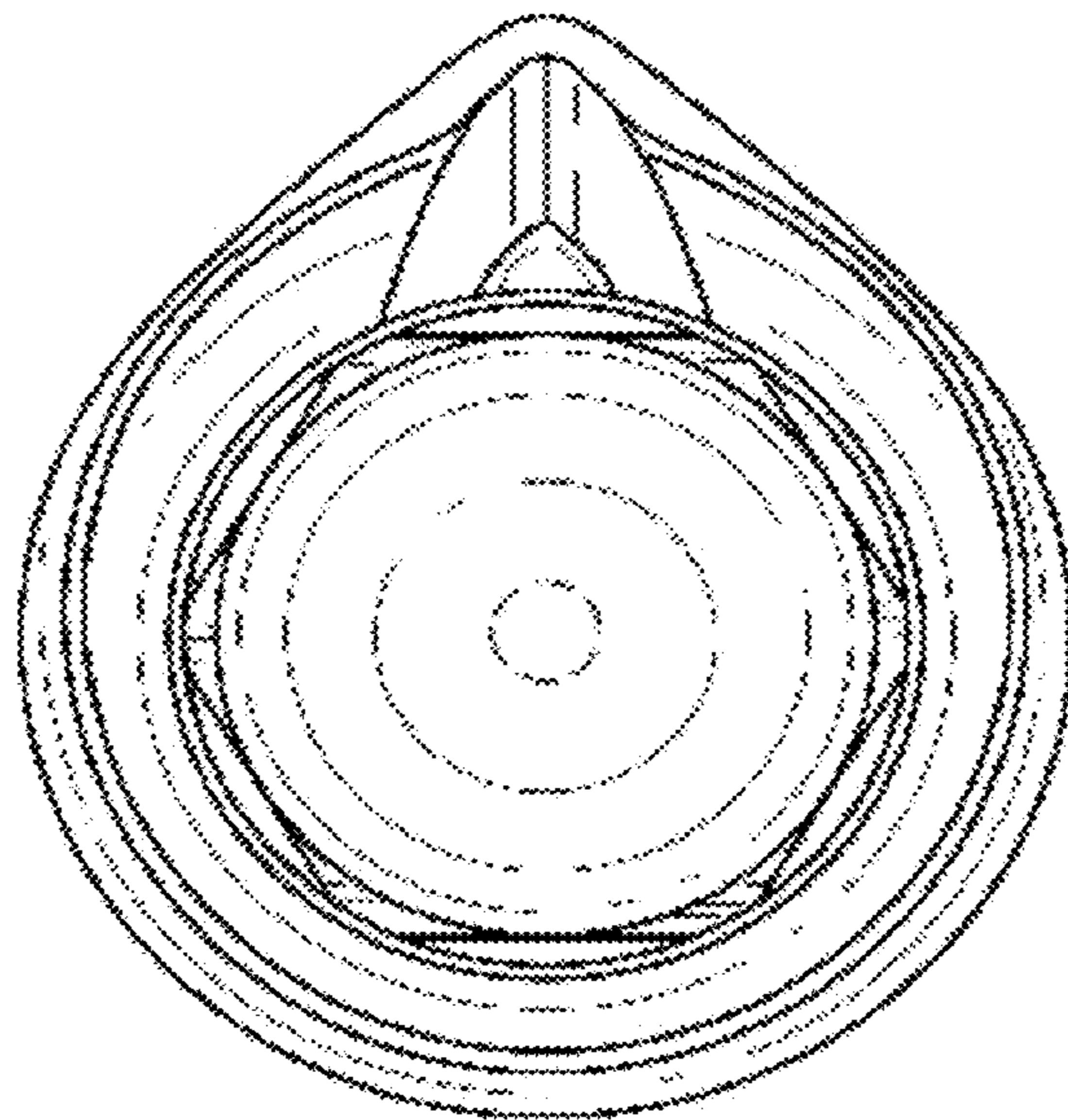
*Fig. 3.*



*Fig. 4.*



*Fig. 5.*



*Fig. 6.*