



US00D672762S

(12) **United States Design Patent**
Li

(10) **Patent No.:** **US D672,762 S**
(45) **Date of Patent:** **** Dec. 18, 2012**

(54) **COVER OF AN ELECTRONIC DEVICE HAVING SURFACE ORNAMENTATION**

(75) Inventor: **Bin Li**, Shenzhen (CN)
(73) Assignee: **FIH (Hong Kong) Limited**, Kowloon (HK)

(**) Term: **14 Years**

(21) Appl. No.: **29/427,908**

(22) Filed: **Jul. 24, 2012**

(51) **LOC (9) Cl.** **14-03**

(52) **U.S. Cl.** **D14/248**

(58) **Field of Classification Search** D14/248, D14/138 R, 138 AA, 138 AB, 138 AC, 138 AD, D14/138 C, 138 G, 203.7, 341-347, 250, D14/440, 140, 240, 251-253, 439, 299, 238.1, D14/217, 218, 168-169, 172, 496, 247, 203; D3/201, 218, 269, 273, 301, 303, 248; D21/458, D21/376-384; 455/575.1, 575.3, 575.4, 455/575.8, 556.1, 556.2; D25/103, 110, D25/111, 117, 118, 145, 154, 155, 156, 157, D25/158; D5/2, 3, 4, 7, 19, 23, 24, 32, 36, D5/39, 46, 48, 55, 56, 66, 99, 37-38, 41, D5/58-63, 1, 47, 26, 20, 57, 53, 12, 17, 11, D5/49, 5, 8, 27, 64, 65; D13/103, 108, 107; D6/595, 596, 601, 602, 603, 610, 611, 612, D6/616, 617, 621, 622, 615, 585; D11/22, D11/96, 131, 132, 140, 1, 125, 76; D32/40; D12/213; 15/215; 428/30, 38; 52/506.06, 52/316

See application file for complete search history.

(56) **References Cited**

U.S. PATENT DOCUMENTS

D40,795 S * 7/1910 Walsh D25/103
D57,513 S * 4/1921 Daudy D5/19
D90,238 S * 7/1933 Eisenstadt D5/48
D91,196 S * 12/1933 Heller D5/20

(Continued)

OTHER PUBLICATIONS

Tribal Damask Decorative Geometric Abstract Art iPod Touch 4g Case, <URL:http://www.zazzle.com/tribal_damask_decorative_geometric_abstract_art_speckcase-176610815191086034>, retrieved from internet on Sep. 25, 2012.*

(Continued)

Primary Examiner — Carla Jobe Wright

(74) *Attorney, Agent, or Firm* — Altis Law Group, Inc.

(57) **CLAIM**

The ornamental design for a cover of an electronic device having surface ornamentation, as shown and described.

DESCRIPTION

The present application is related to copending U.S. patent applications Ser. Nos. 29/427,899, 29/427,901, 29/427,902, 29/427,903, 29/427,904, 29/427,906, and 29/427,910, each entitled “Cover of an Electronic Device Having Surface Ornamentation”, by Bin Li. These applications have the same assignee as the present application and have been concurrently filed herewith. The above-identified applications are incorporated herein by reference.

FIG. 1 is a perspective view of a cover of an electronic device having surface ornamentation showing my new design;

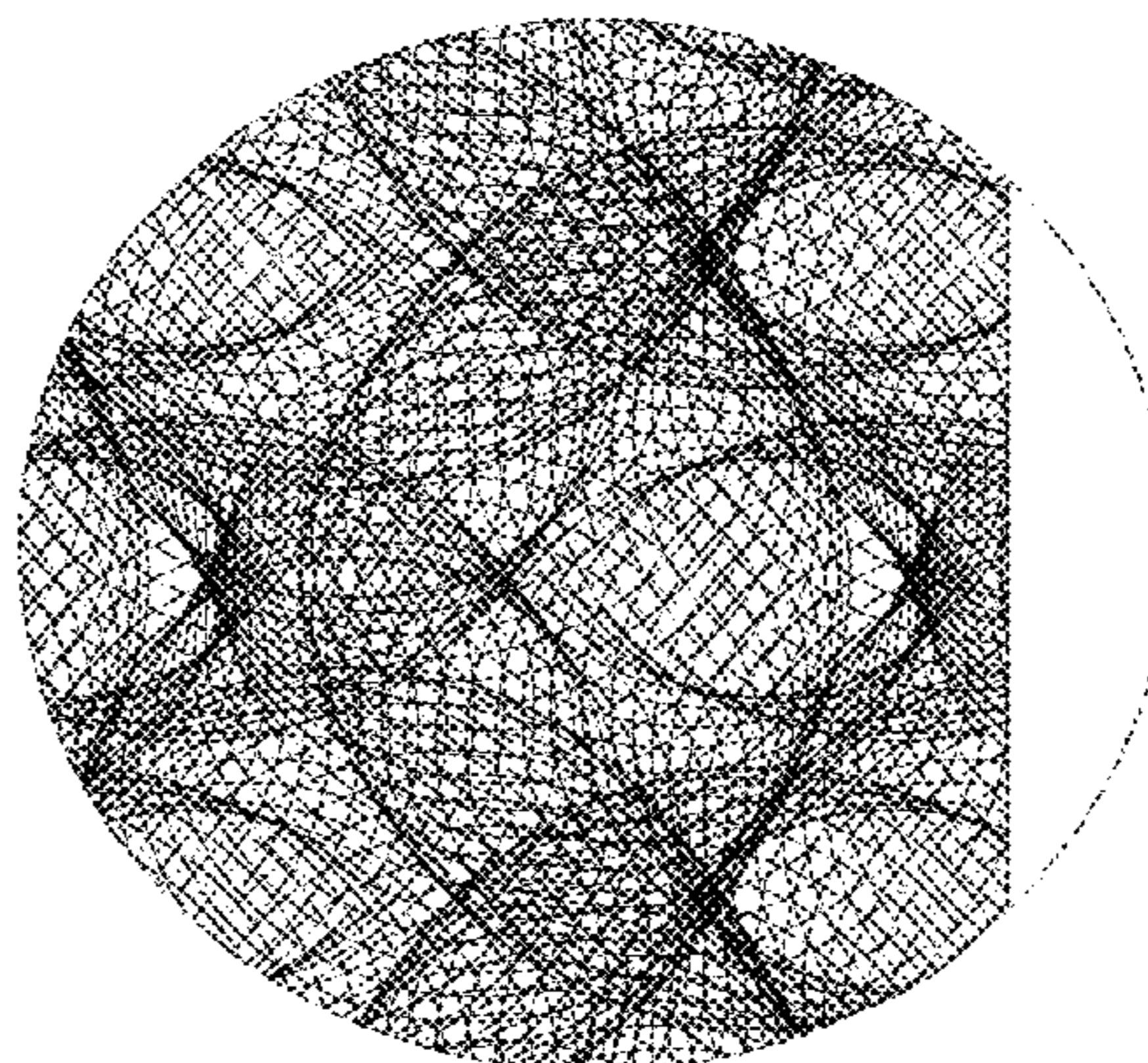

FIG. 2 is a front elevational view thereof;

FIG. 3 is a left side elevational view thereof; and,

FIG. 4 is an enlarged fragmentary view thereof showing circled portion 4 in FIG. 2.

In FIGS. 1-3, the evenly segmented broken lines indicate portions of the cover of an electronic device having surface ornamentation that form no part of the claimed design. In FIGS. 2 and 4, the unevenly segmented broken lines indicate the portion of the design that is shown on an enlarged scale in FIG. 4. The broken lines form no part of the claimed design.

1 Claim, 4 Drawing Sheets



US D672,762 S

Page 2

U.S. PATENT DOCUMENTS

D116,631 S * 9/1939 Rubner D5/39
D166,204 S * 3/1952 Krieger D5/19
D193,403 S * 8/1962 Boldt D25/103
D205,206 S * 7/1966 Stengel D6/616
D223,981 S * 6/1972 Oelmann D5/19
D239,857 S * 5/1976 Schroeder D5/19
D577,352 S * 9/2008 Kim et al. D14/138 AB
D594,778 S * 6/2009 Yang D11/201
D605,075 S * 12/2009 Yang D11/216
D650,351 S * 12/2011 Tsai et al. D14/138 G
D664,135 S * 7/2012 Zheng et al. D14/248
D664,526 S * 7/2012 Zheng et al. D14/248
D666,182 S * 8/2012 Zheng et al. D14/248
D666,189 S * 8/2012 Li D14/248

D666,191 S * 8/2012 Li D14/248
D666,195 S * 8/2012 Li D14/248
D666,586 S * 9/2012 Chen et al. D14/248
D666,606 S * 9/2012 Li D14/248
D667,001 S * 9/2012 Li D14/248
D667,393 S * 9/2012 Li D14/248
2011/0234063 A1* 9/2011 Li et al. 312/223.1

OTHER PUBLICATIONS

Gucci K3 Engraved Gold Mobile phone, posted on Apr. 3, 2011,
<URL:<http://blog.vipluxuryphones.com/tag/vertu-cell-phones/>>,
retrieved from internet on Mar. 7, 2012.*

* cited by examiner

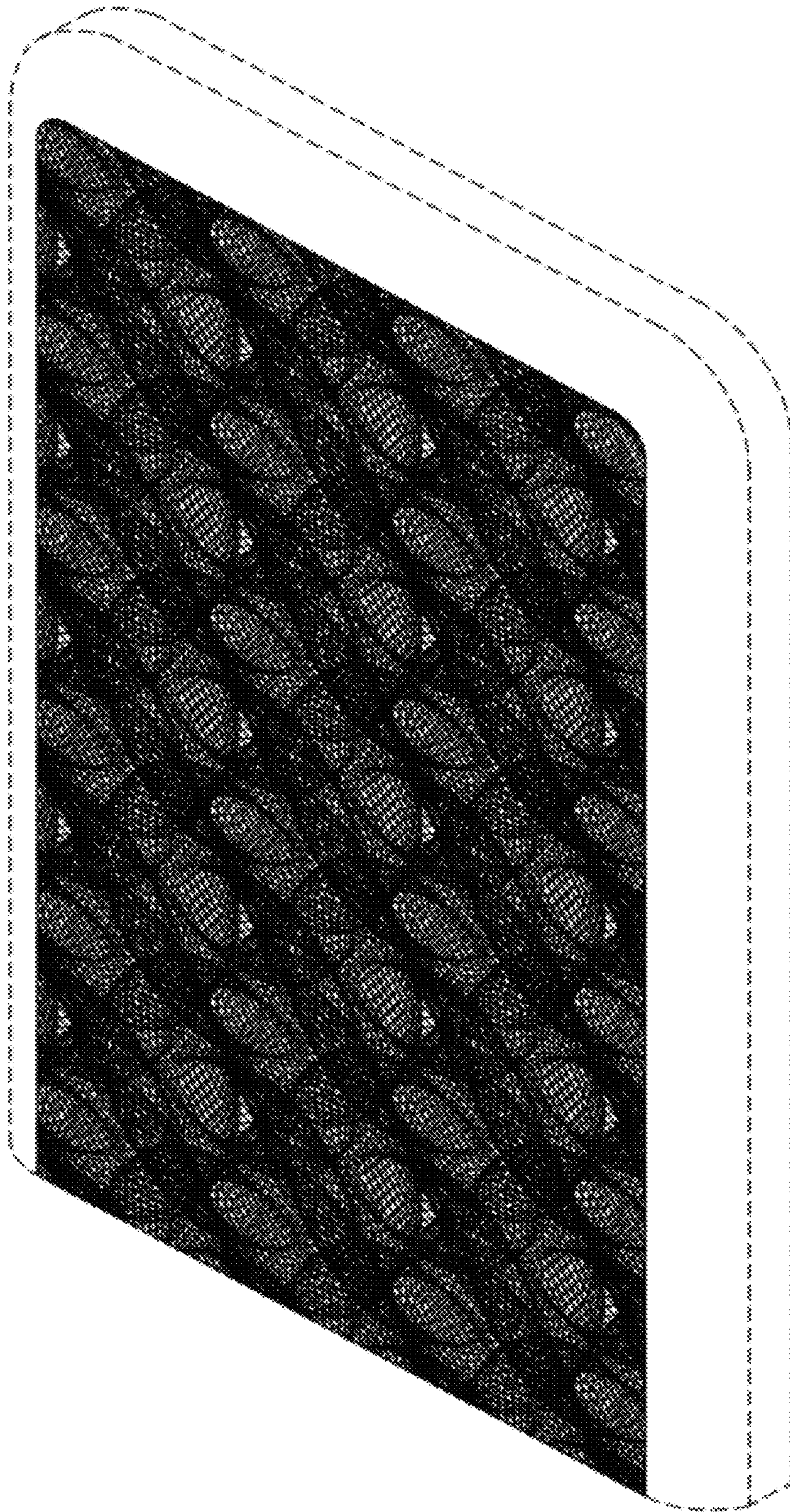


FIG. 1

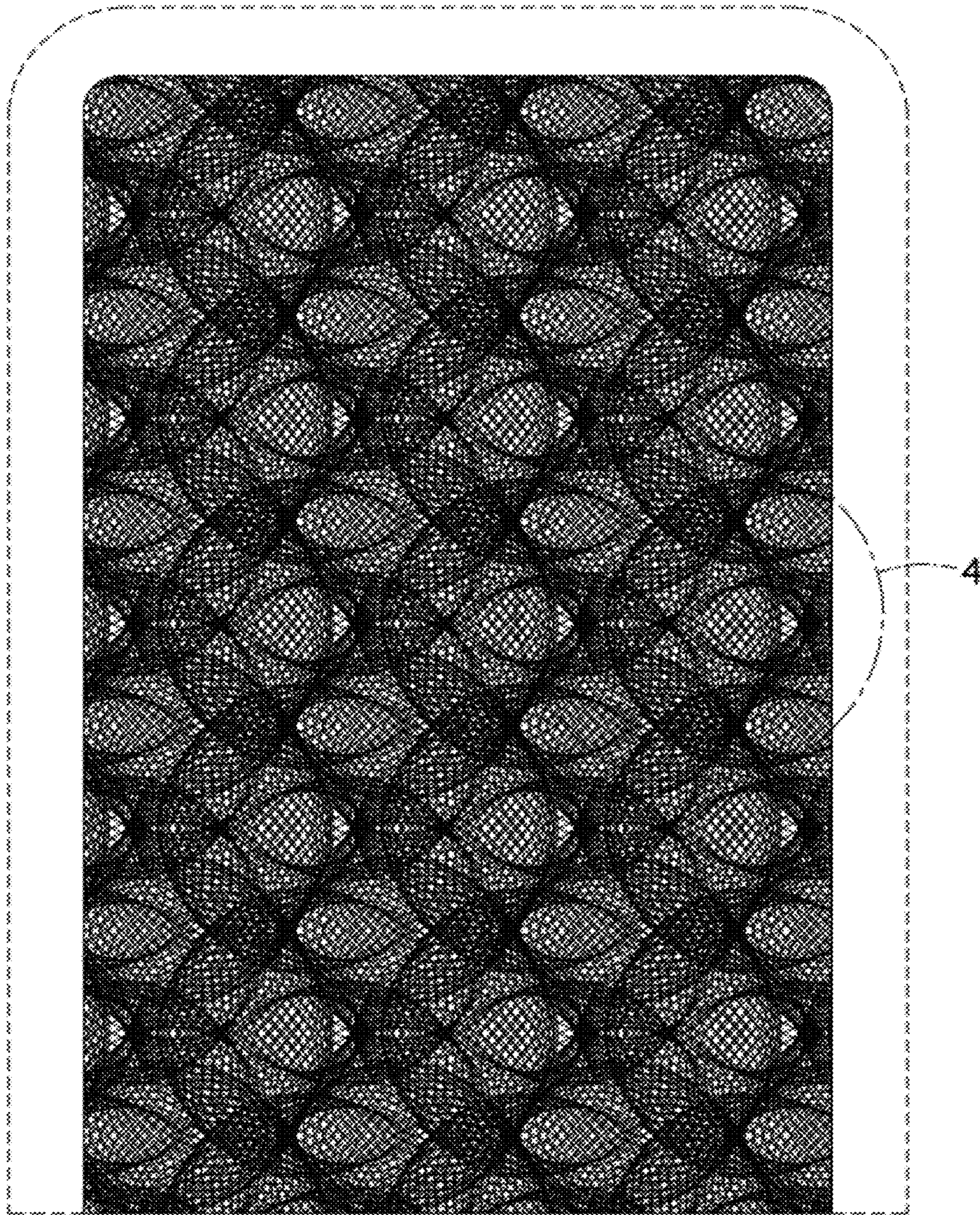


FIG. 2




FIG. 3

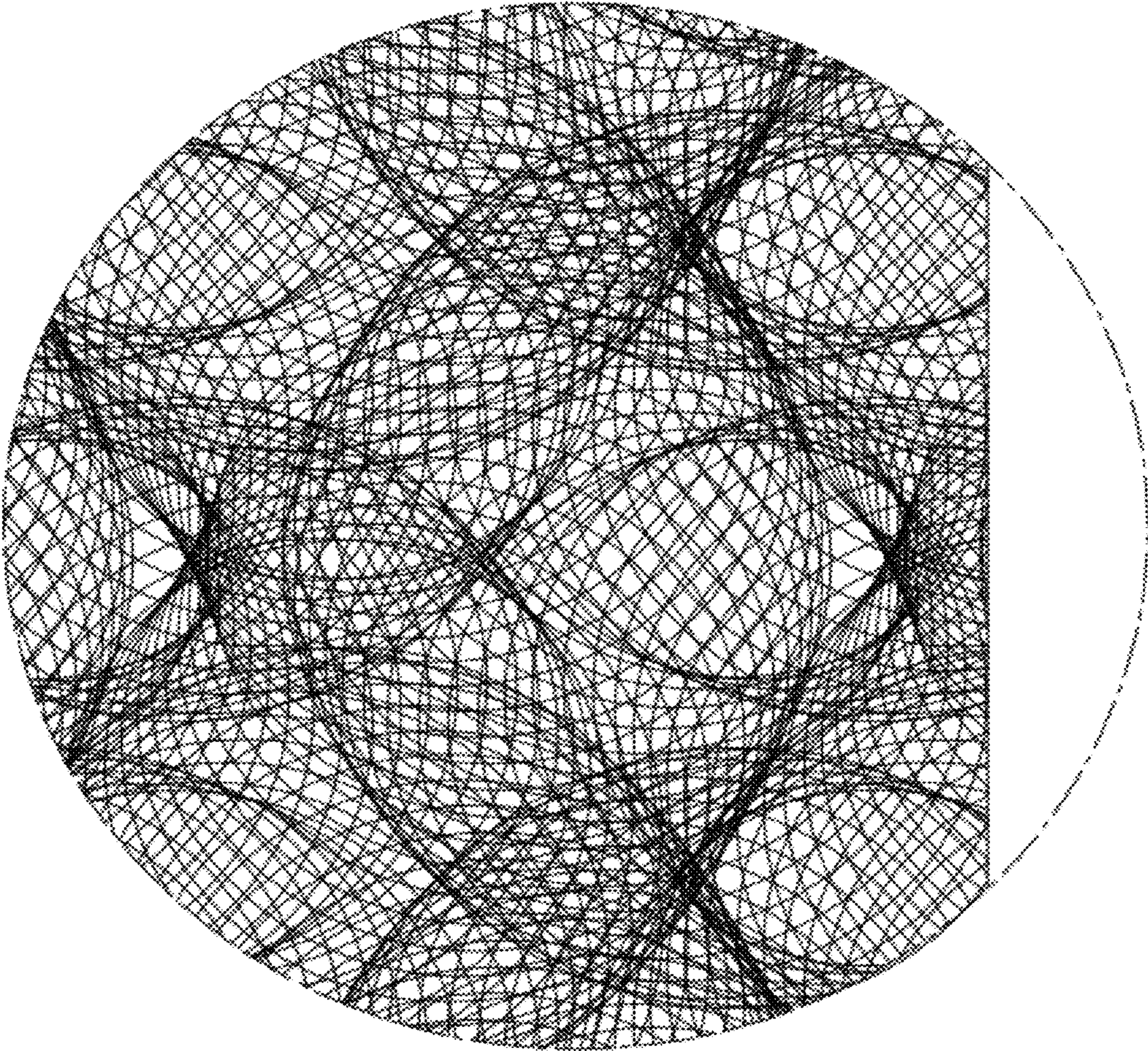


FIG. 4