

US00D672730S

(12) **United States Design Patent**  
**Lin**

(10) **Patent No.:** **US D672,730 S**

(45) **Date of Patent:** **\*\* Dec. 18, 2012**

(54) **HEAT SINK**

(75) Inventor: **Chu-Keng Lin**, Miao-Li (TW)

(73) Assignee: **Foxsemicon Integrated Technology, Inc.**, Chu-Nan, Miao-Li Hsien (TW)

(\*\*) Term: **14 Years**

(21) Appl. No.: **29/415,609**

(22) Filed: **Mar. 13, 2012**

(51) **LOC (9) Cl.** ..... **13-03**

(52) **U.S. Cl.** ..... **D13/179**

(58) **Field of Classification Search** ..... D13/179;  
165/80.3, 104.26, 104.33, 122, 151, 185;  
257/706, 707, 718-722; 361/695, 697, 700,  
361/702, 704, 709, 710, 711, 719  
See application file for complete search history.

(56) **References Cited**

U.S. PATENT DOCUMENTS

D367,469	S *	2/1996	Widmayer et al. ....	D13/179
D379,799	S *	6/1997	Widmayer et al. ....	D13/179
6,702,003	B2 *	3/2004	Hsiao et al. ....	165/80.3
7,275,587	B2 *	10/2007	Kuo ....	165/80.3
D573,110	S *	7/2008	Otsuki et al. ....	D13/179

7,515,424	B2 *	4/2009	Deng et al. ....	361/719
2009/0151905	A1 *	6/2009	Lai et al. ....	165/104.26
2009/0303683	A1 *	12/2009	Tatsukami ....	361/697
2011/0036552	A1 *	2/2011	Lu et al. ....	165/185
2011/0315365	A1 *	12/2011	Chen ....	165/185
2011/0315366	A1 *	12/2011	Chen ....	165/185

\* cited by examiner

*Primary Examiner* — Selina Sikder

(74) *Attorney, Agent, or Firm* — Altis Law Group, Inc.

(57) **CLAIM**

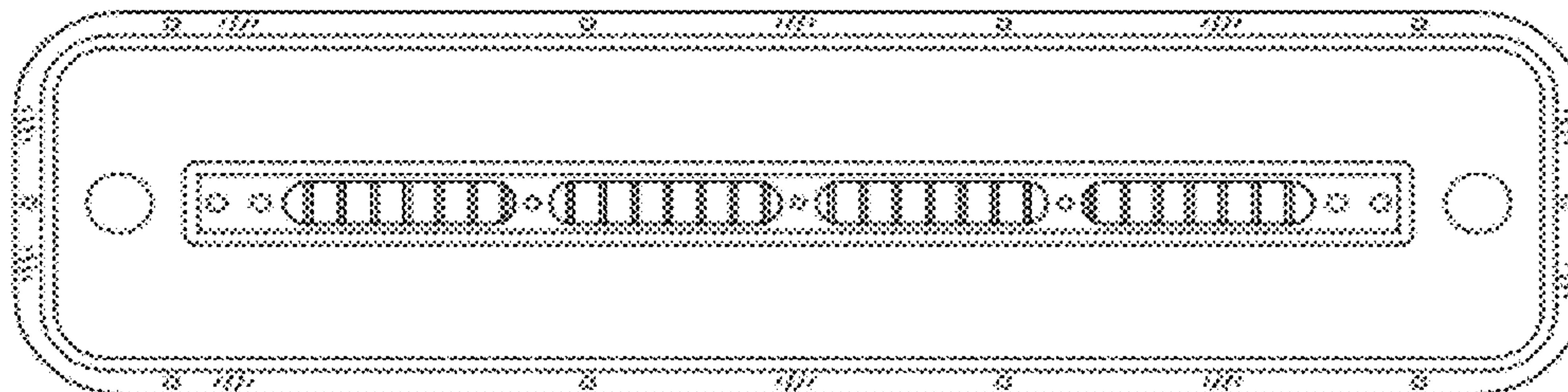
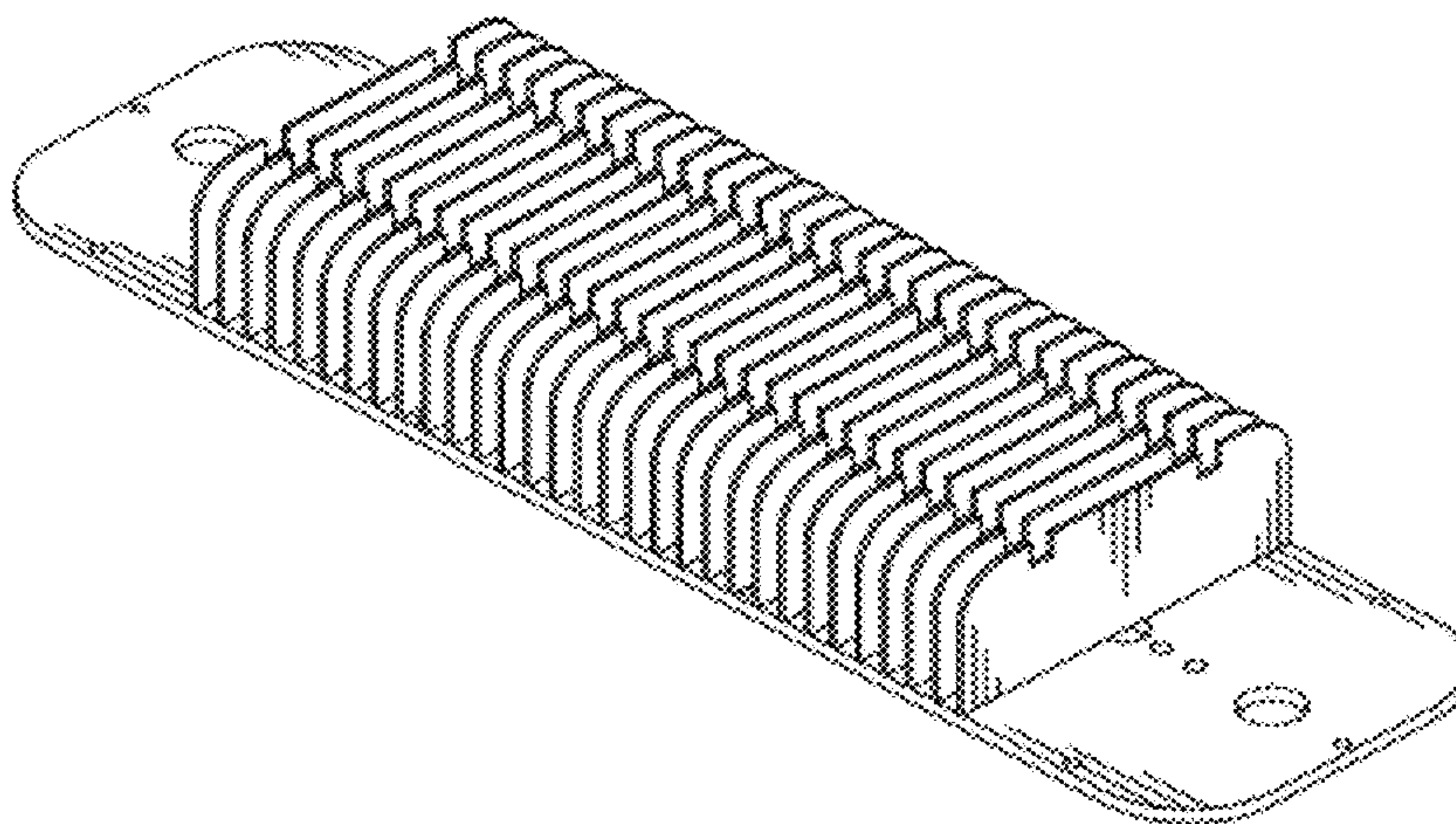
The ornamental design for a heat sink, as shown and described.

**DESCRIPTION**

FIG. 1 is a perspective view of a heat sink of my new design; FIG. 2 is a front elevational view thereof; FIG. 3 is a rear elevational view thereof; FIG. 4 is a left side elevational view thereof; FIG. 5 is a right side elevational view thereof; FIG. 6 is a top plan view thereof; and, FIG. 7 is a bottom plan view thereof.

The broken lines in the drawings are employed to illustrate environmental structure only and form no part of the claimed design.

**1 Claim, 7 Drawing Sheets**



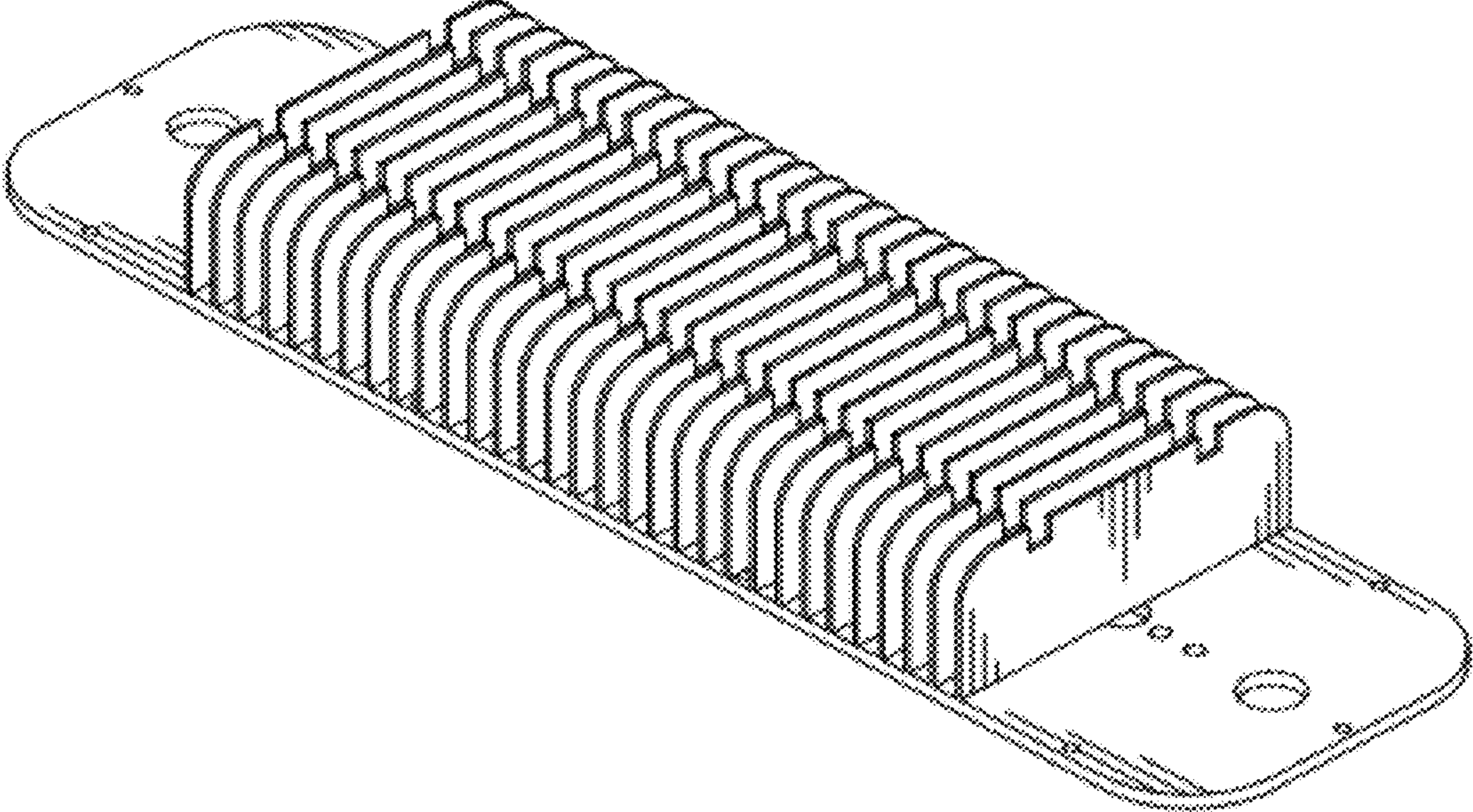


FIG. 1

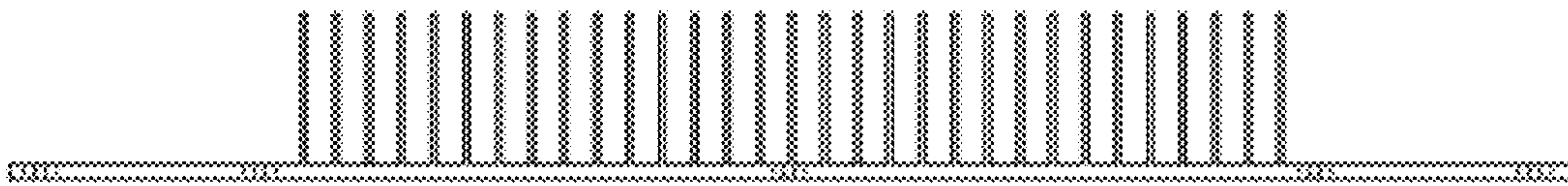


FIG. 2

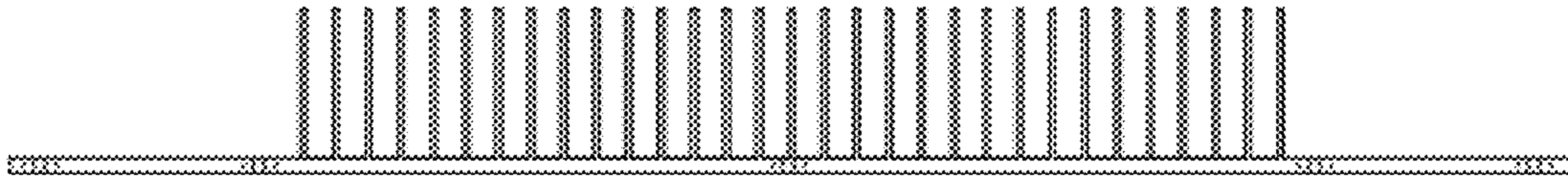


FIG. 3



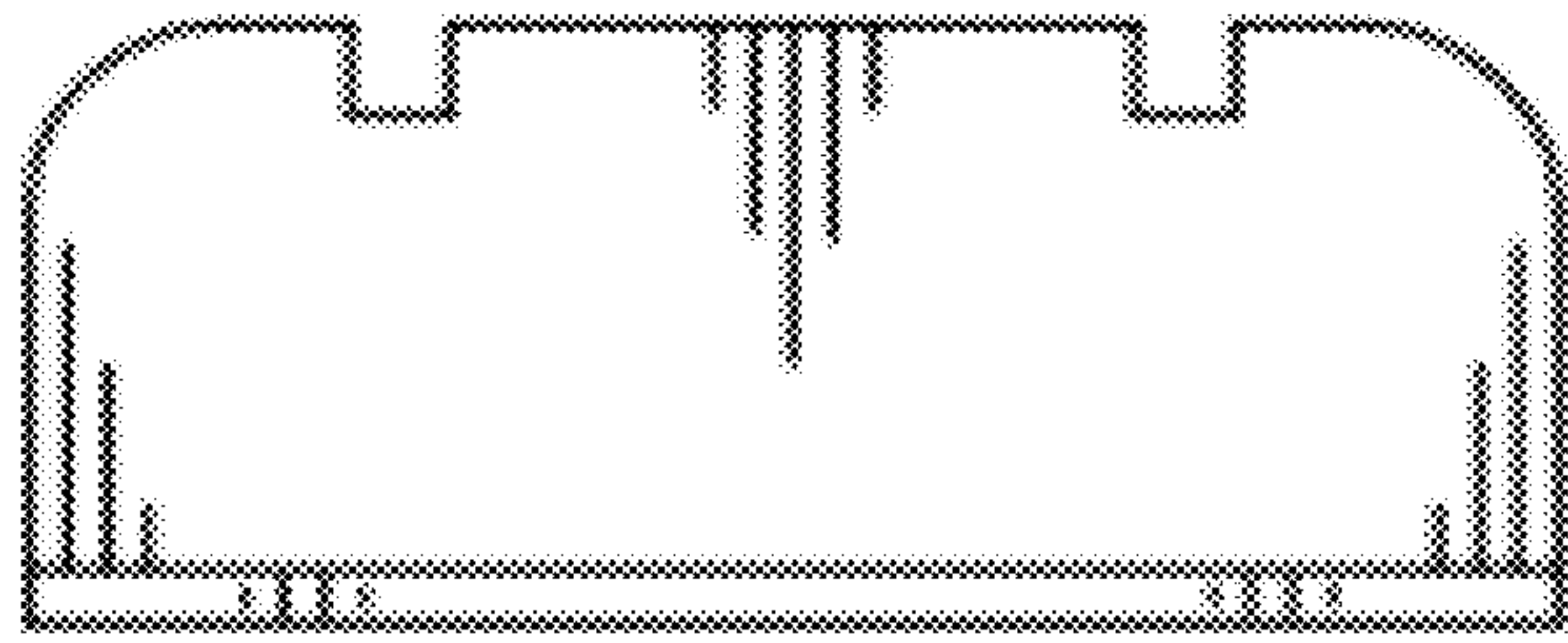


FIG. 4



FIG. 5

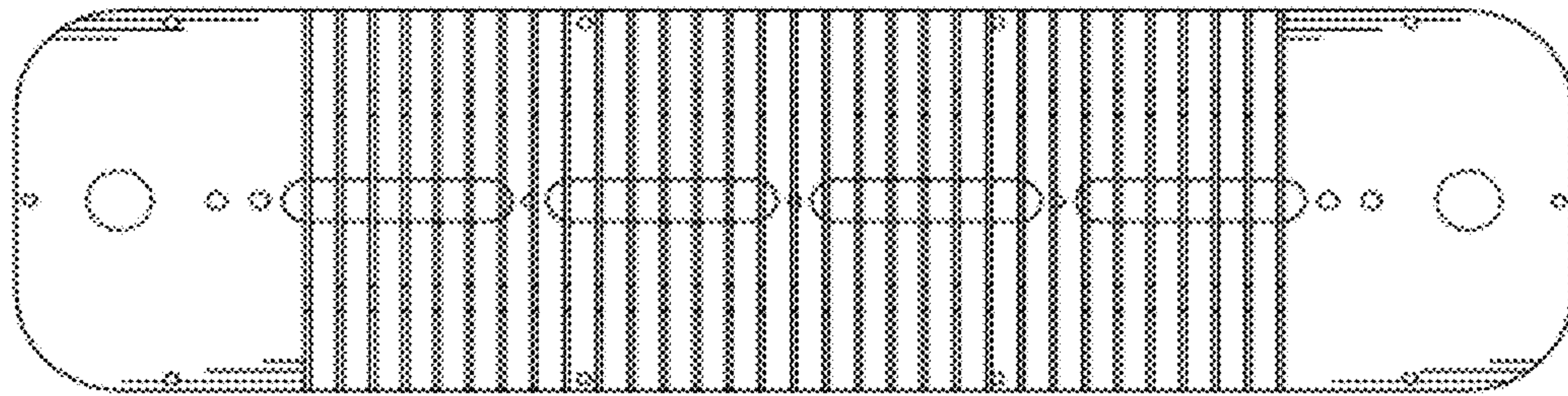


FIG. 6

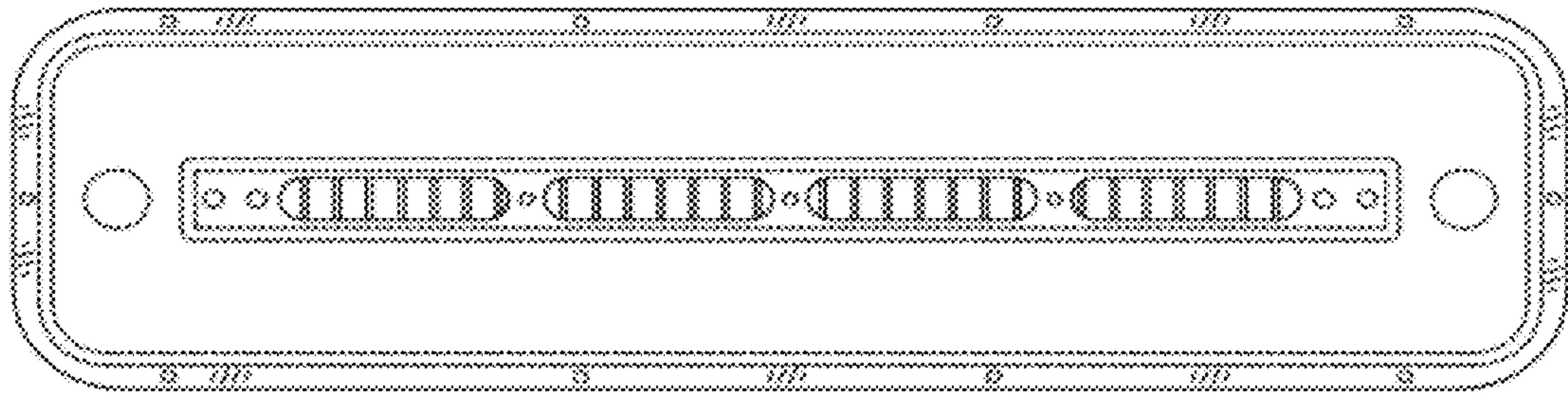


FIG. 7