



US00D672708S

(12) **United States Design Patent**  
**Corsi et al.**

(10) **Patent No.:** **US D672,708 S**  
(45) **Date of Patent:** **\*\* Dec. 18, 2012**

(54) **PNEUMATIC TIRE**

(75) Inventors: **Patrick Corsi**, Thuret (FR); **Eve Hagendorf**, Saint-Genes-Champanelle (FR); **Jonathan Lejeune**, Chamalieres (FR)

(73) Assignees: **Michelin Recherche et Technique S.A.**, Granges-Paccot (CH); **Compagnie Generales des Etablissements Michelin**, Clermont-Ferrand (FR)

(\*\*) Term: **14 Years**

(21) Appl. No.: **29/416,796**

(22) Filed: **Mar. 27, 2012**

(30) **Foreign Application Priority Data**

Sep. 27, 2011 (FR) ..... 11/4628

(51) **LOC (9) Cl.** ..... **12-15**

(52) **U.S. Cl.** ..... **D12/564**

(58) **Field of Classification Search** ..... D12/533-567, D12/900-901, 599-603; 152/209.1-209.9, 152/209.11-209.19, 209.21-209.28, 455  
See application file for complete search history.

(56) **References Cited**

**U.S. PATENT DOCUMENTS**

D333,455 S \* 2/1993 Himuro et al. .... D12/565  
D338,180 S \* 8/1993 Consolacion et al. .... D12/564

D346,349 S \* 4/1994 Himuro et al. .... D12/565  
D362,420 S \* 9/1995 Heinen et al. .... D12/564  
D384,314 S \* 9/1997 Heinen ..... D12/565  
D430,827 S \* 9/2000 Baker ..... D12/559  
D485,230 S \* 1/2004 Williams ..... D12/564  
D549,160 S \* 8/2007 Shinohara et al. .... D12/564  
D583,753 S \* 12/2008 Licht et al. .... D12/565  
D614,116 S \* 4/2010 Scheifele et al. .... D12/559

\* cited by examiner

*Primary Examiner* — Stacia Cadmus

(74) *Attorney, Agent, or Firm* — Buchanan Ingersoll & Rooney PC

(57) **CLAIM**

The ornamental design for a pneumatic tire, as shown and described.

**DESCRIPTION**

FIG. 1 is a perspective view of a pneumatic tire showing our new design.

FIG. 2 is a front elevational view thereof.

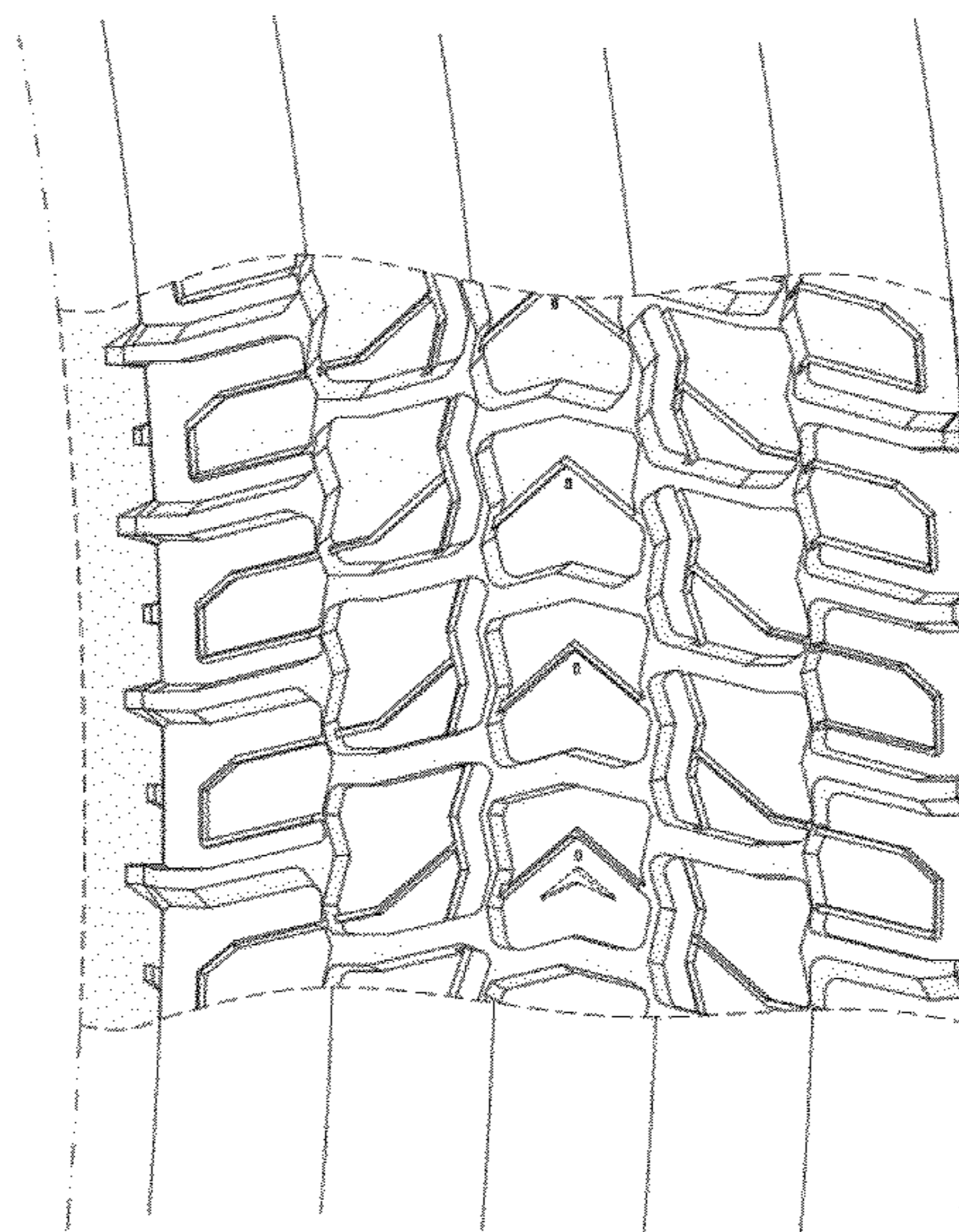
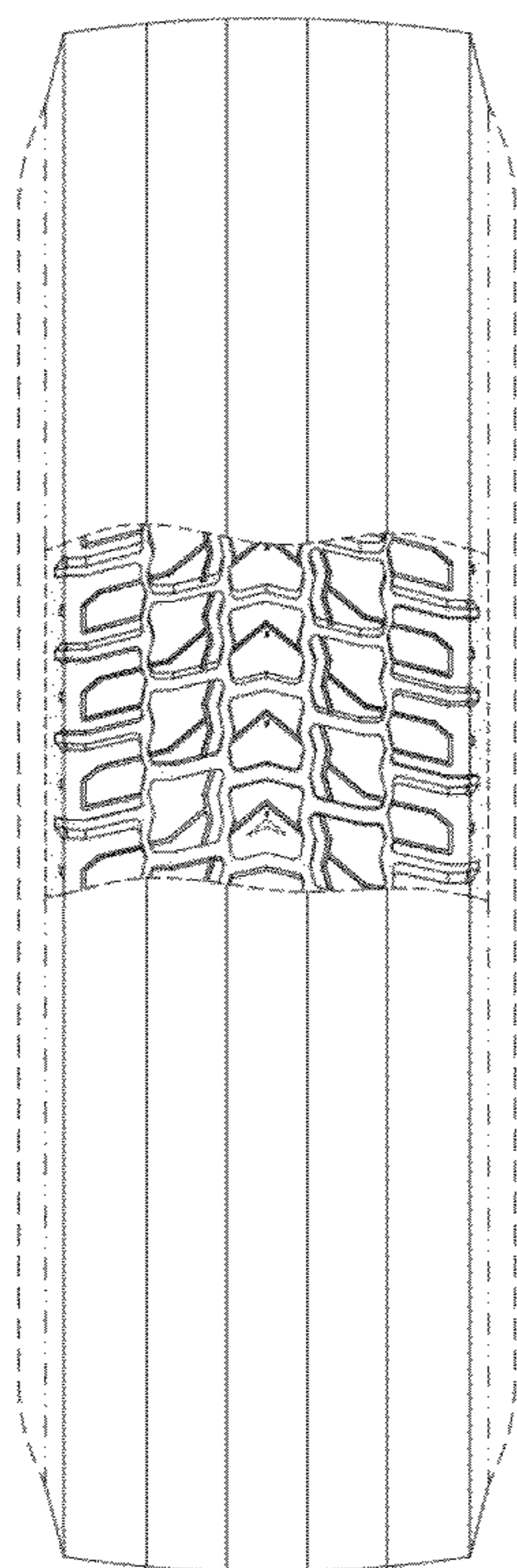
FIG. 3 is a side elevational view thereof, the other side being a mirror image; and,

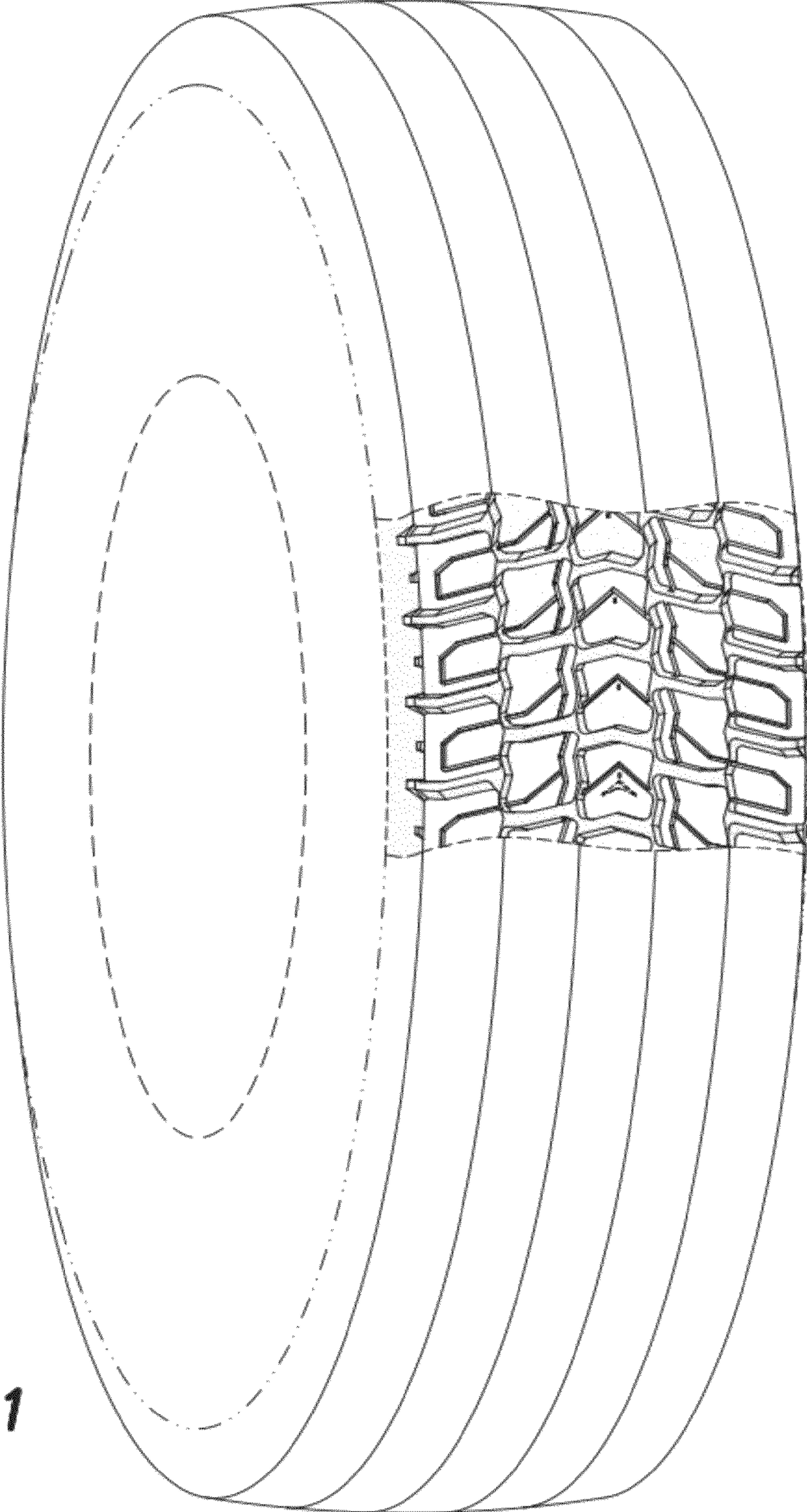
FIG. 4 is an enlarged perspective view thereof.

In the drawings, the broken lines defining the sidewall, inner bead and the unclaimed sidewall depict environmental subject matter that forms no part of the claimed design.

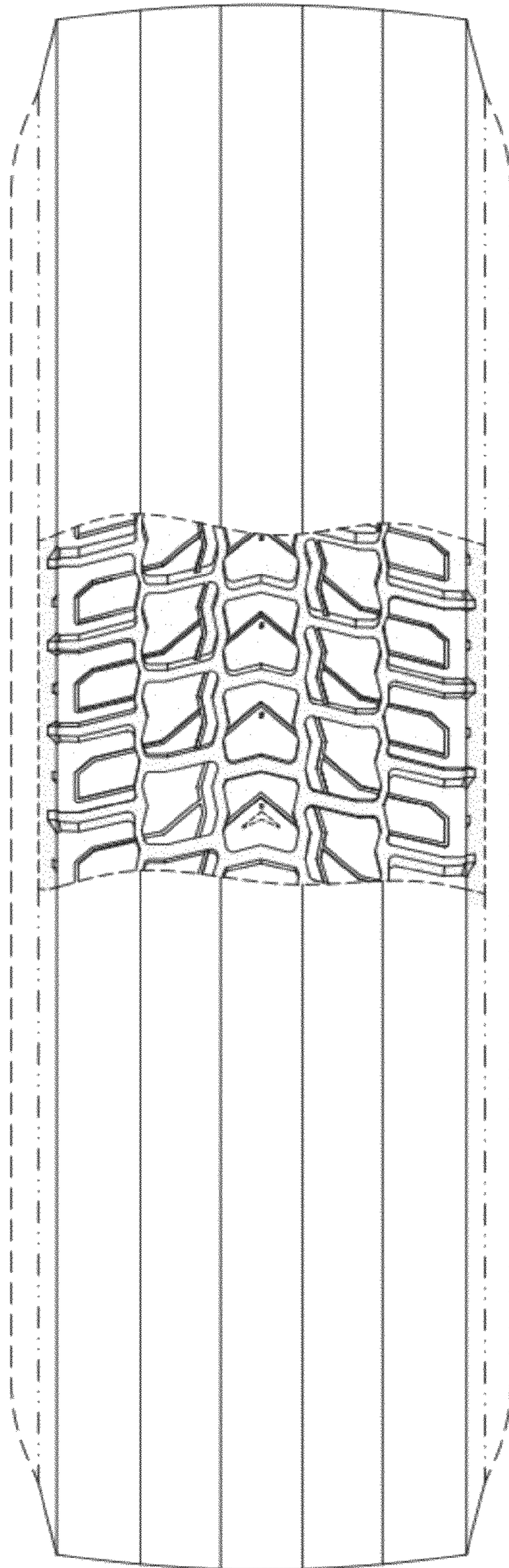
The tread pattern is understood to repeat uniformly throughout the circumference of the tire, as shown schematically in solid lines.

**1 Claim, 4 Drawing Sheets**

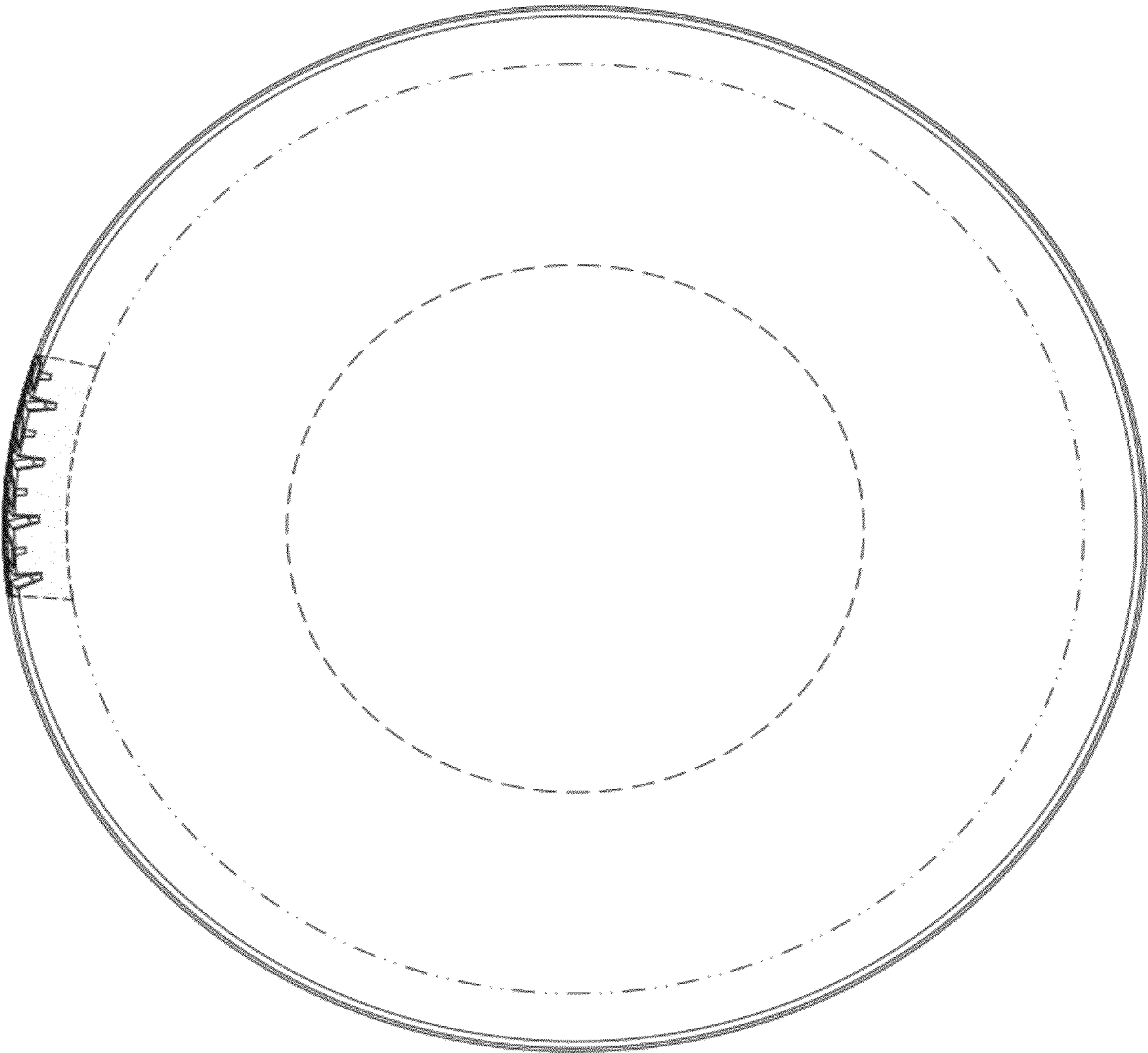




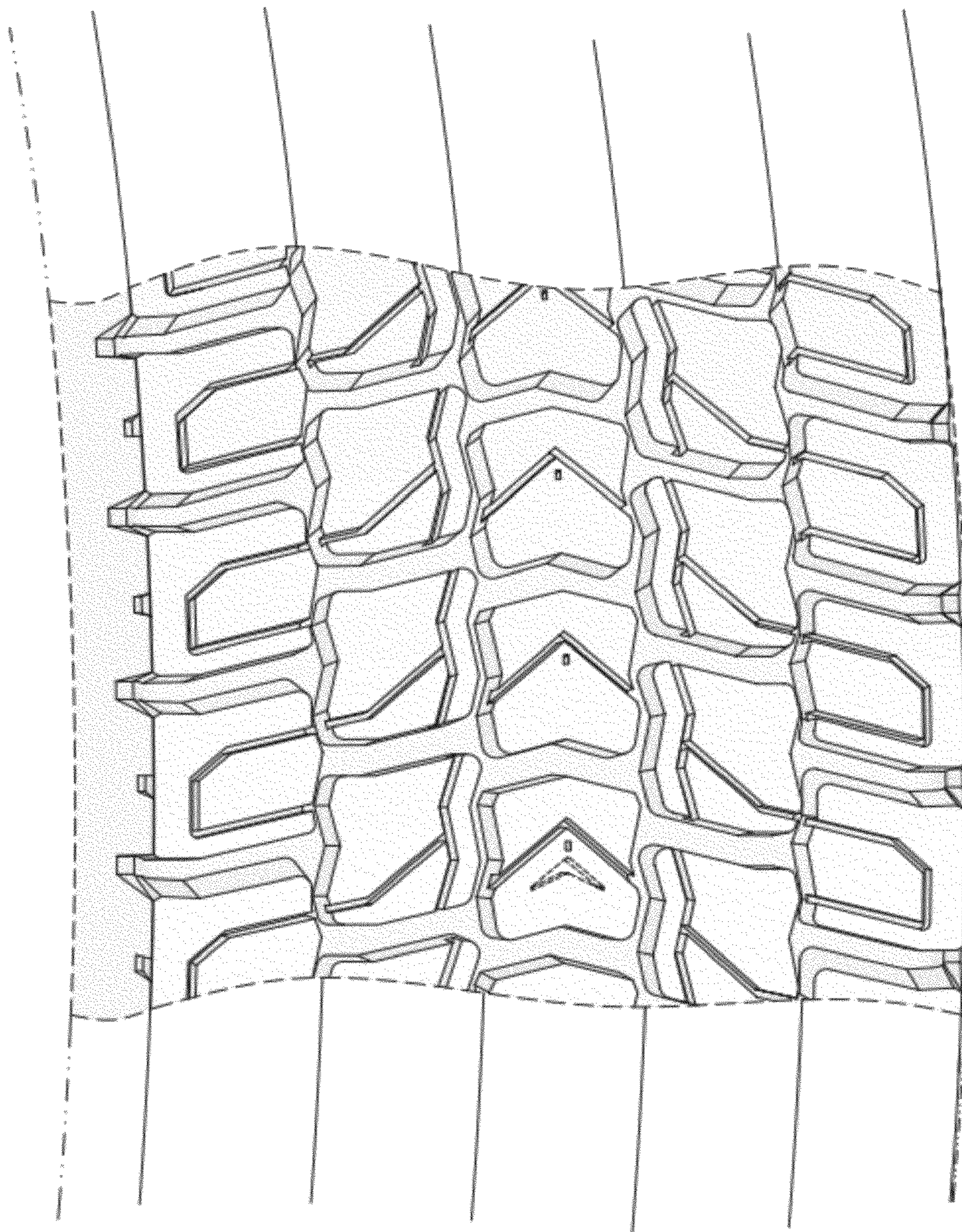
**FIG. 1**



**FIG. 2**



**FIG. 3**



**FIG. 4**