



US00D672705S

(12) **United States Design Patent**
Kennedy et al.

(10) **Patent No.:** **US D672,705 S**
(45) **Date of Patent:** **** Dec. 18, 2012**

(54) **LOUVER SCREEN FOR HEADACHE TRUCK RACK**

(75) Inventors: **Neil J. Kennedy**, Woodbury, CT (US);
Thomas Joel Andersen, Hamden, CT (US); **Joseph R. Flaherty**, Prospect, CT (US); **Andrew James Hughes**, New Hartford, CT (US); **John Laverack**, Southbury, CT (US); **Timothy J. Makris**, Sandy Hook, CT (US); **Douglas B. Winner**, Newtown, CT (US)

(73) Assignee: **Thule Sweden AB** (SE)

(**) Term: **14 Years**

(21) Appl. No.: **29/384,074**

(22) Filed: **Jan. 26, 2011**

Related U.S. Application Data

(62) Division of application No. 29/346,564, filed on Nov. 2, 2009, now Pat. No. Des. 633,856.

(51) **LOC (9) Cl.** **12-16**

(52) **U.S. Cl.** **D12/412**

(58) **Field of Classification Search** D12/401-414, D12/414.1, 89-93, 96-100; D21/433-434, D21/548, 552, 559, 561; D6/552, 513, 567; 296/136.01, 190.08, 190.01-190.02, 114-116, 296/77.1, 100.01-100.06, 98; D25/38, 43

See application file for complete search history.

(56) **References Cited**

U.S. PATENT DOCUMENTS

2,636,558	A *	4/1953	Bauders, Jr.	160/104
3,044,800	A *	7/1962	Wicker	280/748
4,611,824	A *	9/1986	McIntosh	280/748
D325,016	S *	3/1992	Moore	D12/414
D326,076	S *	5/1992	Wiese	D12/414
5,258,893	A *	11/1993	Finneyfrock	
D365,323	S *	12/1995	Napierkowski et al.	D12/414
D394,639	S	5/1998	Carter	
D417,859	S *	12/1999	Leitner et al.	D12/414
D418,106	S *	12/1999	Leitner et al.	D12/414
D465,862	S	11/2002	Lin	
D473,838	S *	4/2003	Wang	D12/414
D494,921	S	8/2004	Taylor	
D528,968	S	9/2006	Storer et al.	
D561,086	S	2/2008	Lopez	
7,857,371	B2 *	12/2010	Leitner	296/26.11
D649,819	S *	12/2011	Malik	D6/513
2003/0011180	A1 *	1/2003	Coffman et al.	280/748

* cited by examiner

Primary Examiner — Katrina A Betton

(74) *Attorney, Agent, or Firm* — Novak Druce + Quigg LLP

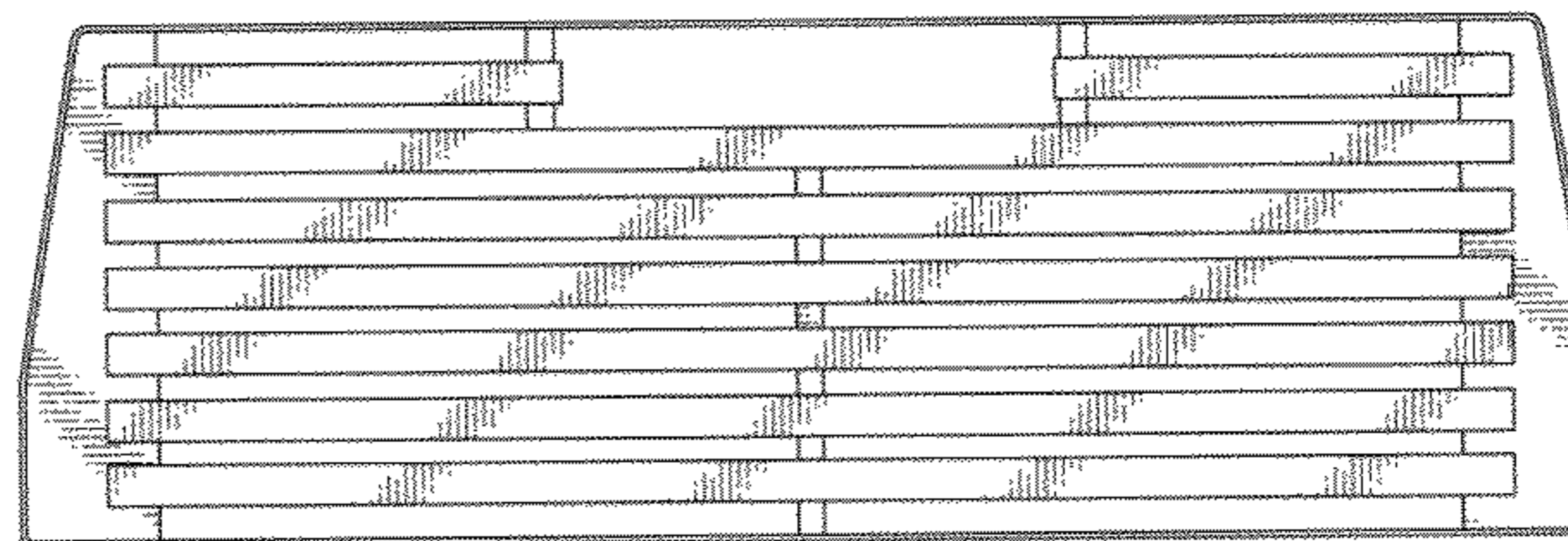
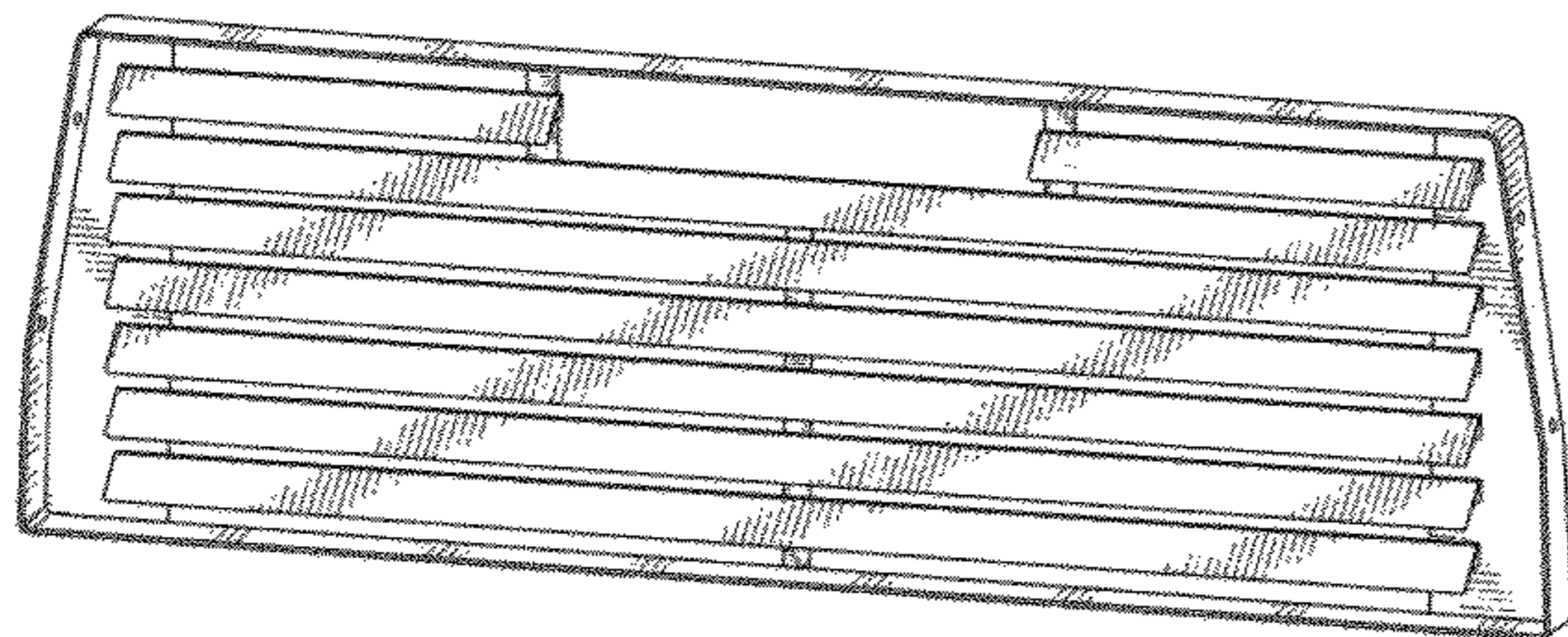
(57) **CLAIM**

The ornamental design for a louver screen for headache truck rack, as shown and described.

DESCRIPTION

FIG. 1 is a perspective view of a louver screen for headache truck rack;
FIG. 2 is a front elevational view of the design;
FIG. 3 is a rear elevational view of the design;
FIG. 4 is a top plan view of the design;
FIG. 5 is a bottom plan view of the design;
FIG. 6 is a right side elevational view of the design; and,
FIG. 7 is a left side elevational view of the design.

1 Claim, 4 Drawing Sheets



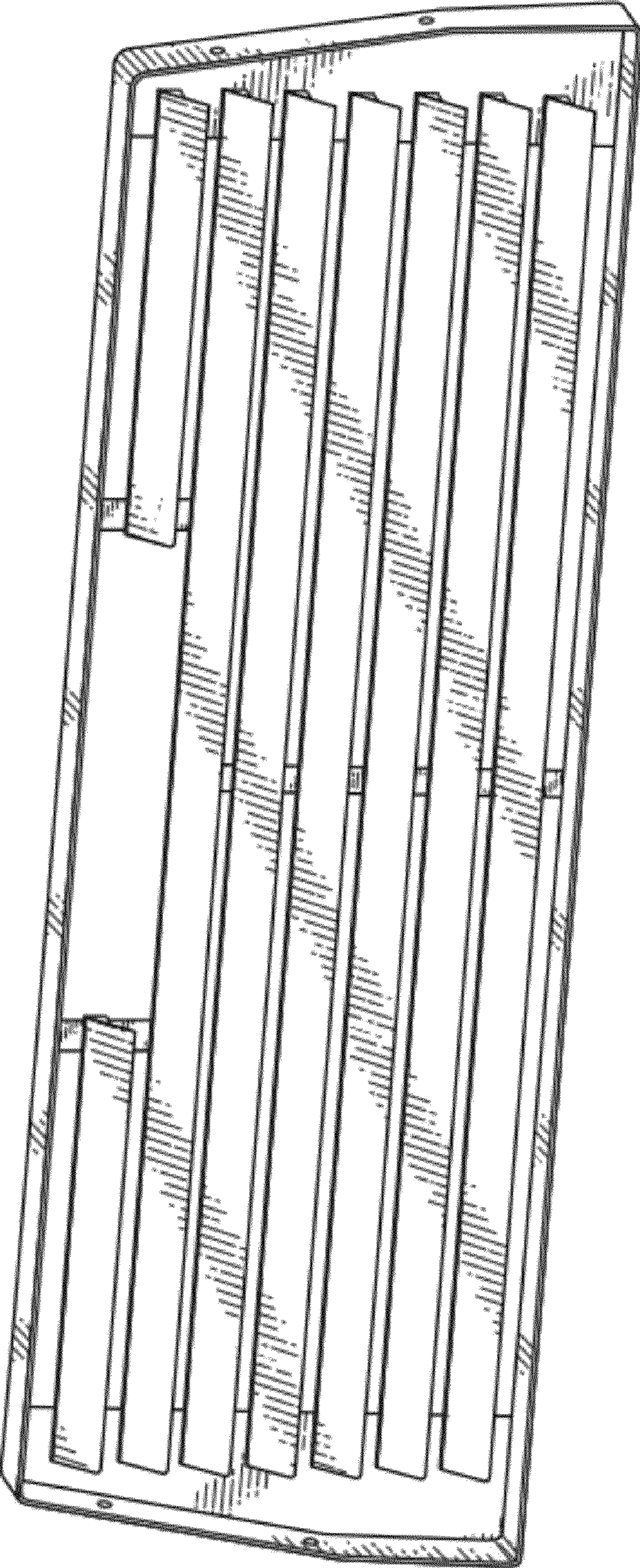


FIG. 1

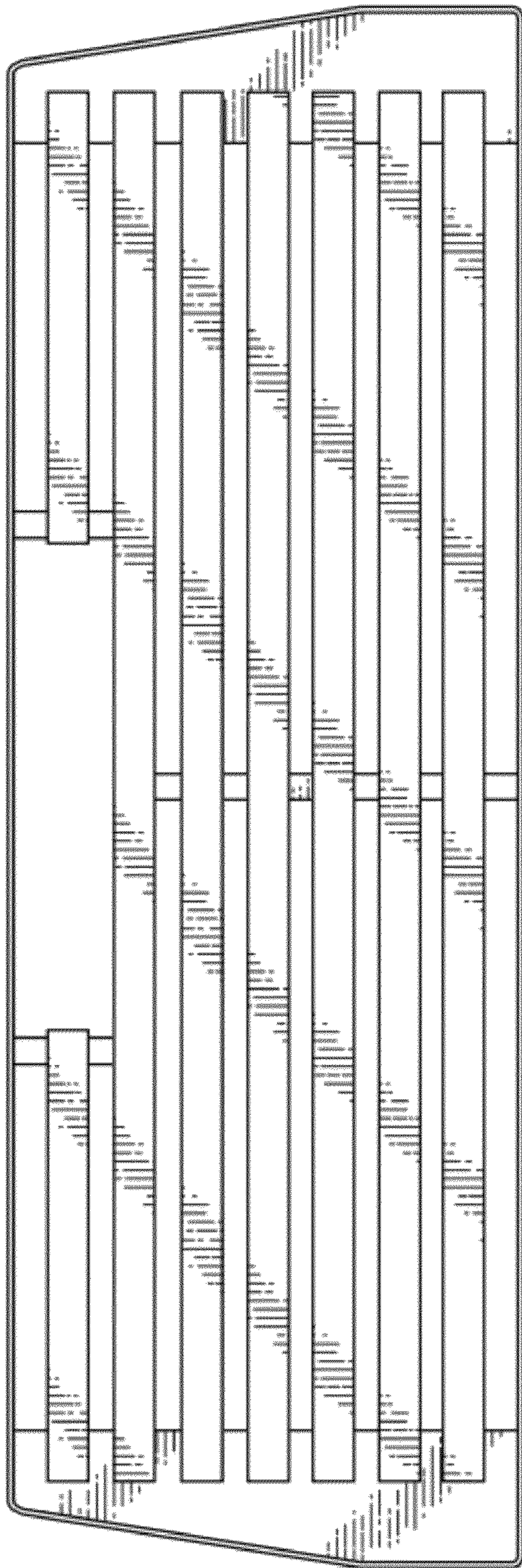


FIG. 2

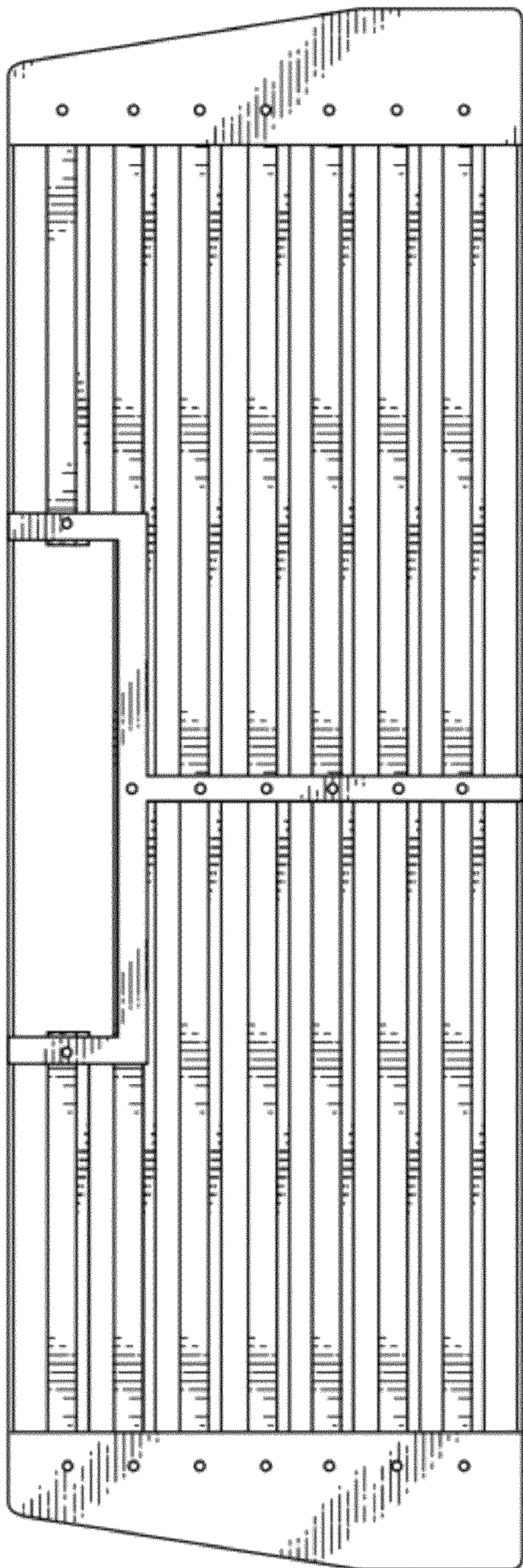


FIG. 3



FIG. 4




FIG. 5



FIG. 6



FIG. 7