



US00D672703S

(12) **United States Design Patent**
Saavedra

(10) **Patent No.:** **US D672,703 S**
(45) **Date of Patent:** **** Dec. 18, 2012**

- (54) **SIDE PANEL FOR AIRCRAFT CABIN**
- (76) Inventor: **John A. Saavedra**, Irmo, SC (US)
- (**) Term: **14 Years**
- (21) Appl. No.: **29/415,991**
- (22) Filed: **Mar. 16, 2012**
- (51) **LOC (9) Cl.** **12-07**
- (52) **U.S. Cl.** **D12/345**
- (58) **Field of Classification Search** D12/345,
D12/42, 183, 404; D6/383, 356, 357, 335,
D6/381, 382, 336, 377, 371, 337, 360, 361;
297/245, 118, 244; 244/118.5, 118.6, 122 R,
244/129.3, 129.4, 122 AH, 119; 52/202
See application file for complete search history.

| | | | |
|-------------------|---------|-------------------|-----------------|
| D601,481 S | 10/2009 | Barrou | |
| D601,482 S | 10/2009 | Barrou | |
| D601,483 S | 10/2009 | Barrou | |
| D608,269 S | 1/2010 | Aruga et al. | |
| D608,721 S | 1/2010 | Wilczynski et al. | |
| D609,160 S | 2/2010 | Wilczynski et al. | |
| D610,522 S | 2/2010 | Bladt et al. | |
| D611,888 S | 3/2010 | Bladt et al. | |
| D617,254 S | 6/2010 | Guard et al. | |
| D631,421 S * | 1/2011 | Kosoniscs et al. | D12/345 |
| 7,909,289 B2 * | 3/2011 | Perez-Sanchez | 244/129.4 |
| D654,008 S * | 2/2012 | Stevens | D12/345 |
| 2003/0080252 A1 * | 5/2003 | Jones | 244/129.3 |

* cited by examiner

Primary Examiner — Austin Murphy
(74) *Attorney, Agent, or Firm* — Dority & Manning, P.A.

(56) **References Cited**

U.S. PATENT DOCUMENTS

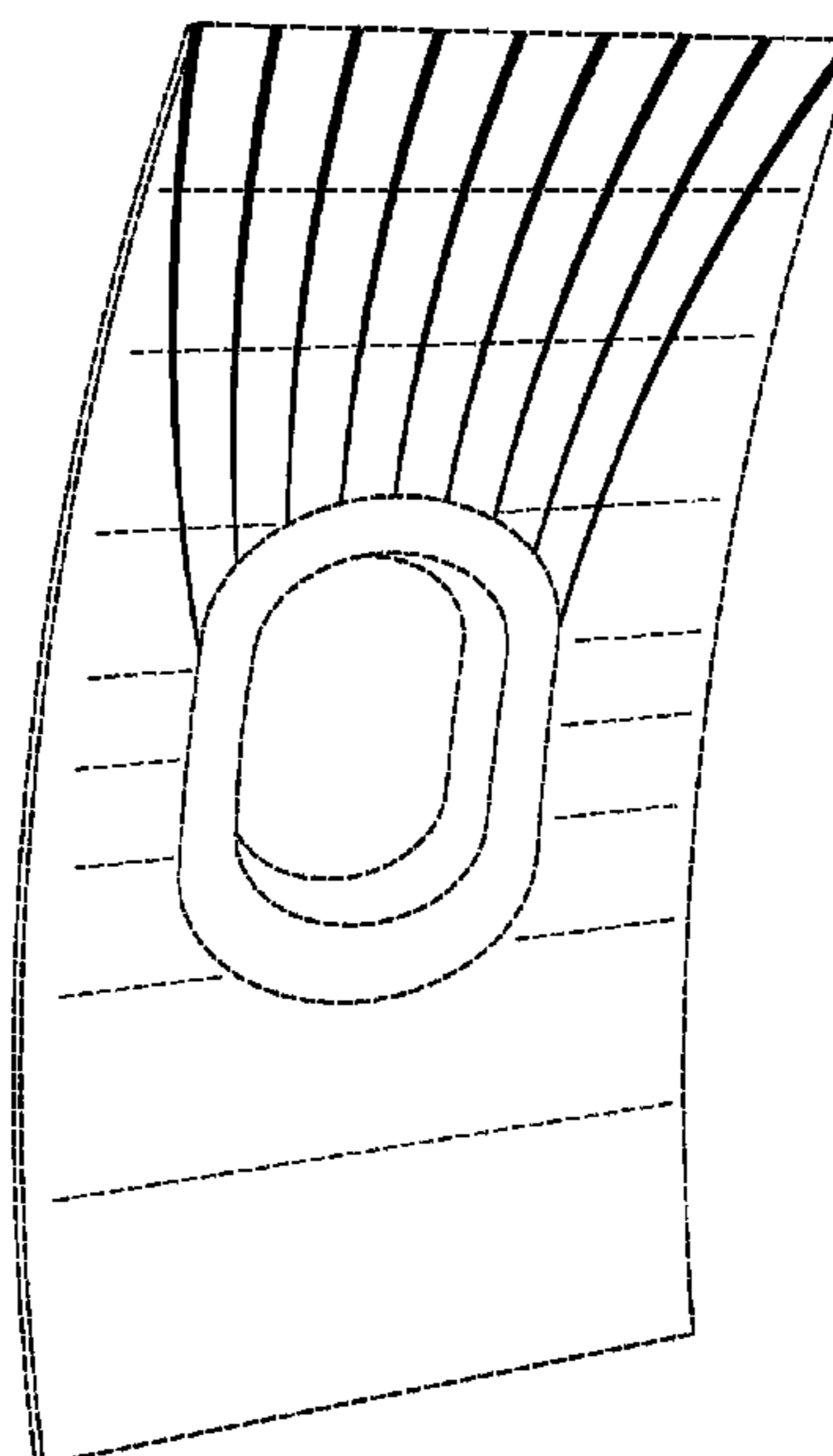
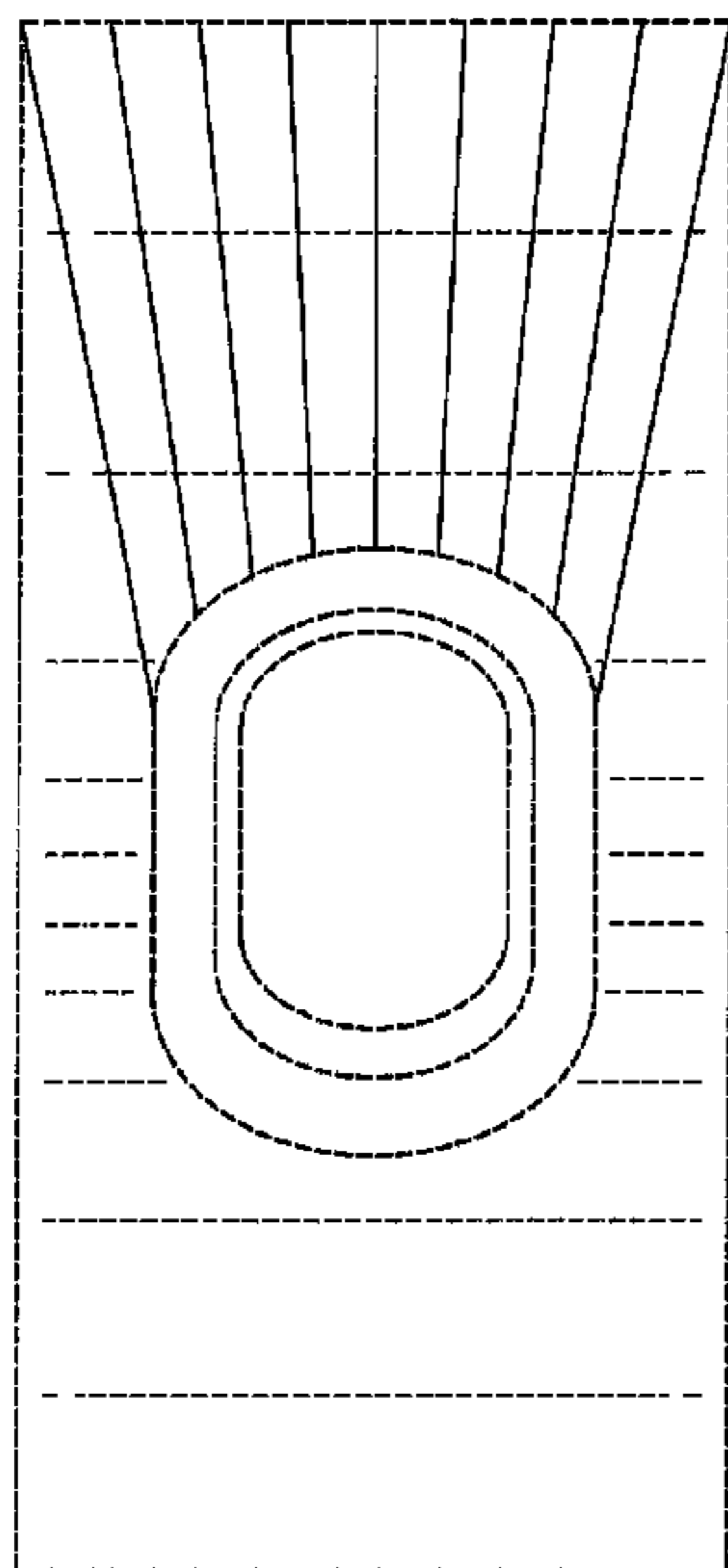
| | | | |
|----------------|---------|-------------------|-----------------|
| 4,739,955 A * | 4/1988 | Aquino et al. | 244/129.4 |
| D331,215 S | 11/1992 | Moreno et al. | |
| D376,343 S | 12/1996 | Alcocer | |
| D457,480 S | 5/2002 | Natsumre et al. | |
| D463,357 S | 9/2002 | Granzeier et al. | |
| 6,736,352 B2 * | 5/2004 | Bladt et al. | 244/129.3 |
| D512,365 S | 12/2005 | Bladt et al. | |
| D533,129 S | 12/2006 | Guard et al. | |
| 7,438,263 B2 * | 10/2008 | Rassaian et al. | 244/129.3 |
| D588,977 S * | 3/2009 | Bock | D12/345 |
| D589,871 S | 4/2009 | Bock | |
| D589,872 S | 4/2009 | Barrou | |
| D592,584 S | 5/2009 | Scheuphaus et al. | |
| D595,205 S * | 6/2009 | Prioul | D12/345 |
| D600,617 S | 9/2009 | Scoley et al. | |
| D600,618 S | 9/2009 | Scheuphaus et al. | |
| D600,619 S | 9/2009 | Scheuphaus et al. | |
| D600,620 S | 9/2009 | Scheuphaus et al. | |
| D600,621 S | 9/2009 | Scheuphaus et al. | |
| D600,622 S | 9/2009 | Scheuphaus et al. | |
| D600,625 S * | 9/2009 | Schuephaus et al. | D12/345 |

(57) **CLAIM**
The ornamental design for a side panel for an aircraft cabin, as shown and described.

DESCRIPTION

FIG. 1 is a front view of a side panel for an aircraft cabin according to a first embodiment of the present design; FIG. 2 is a perspective view of a side panel for an aircraft cabin according to a first embodiment of the present design; FIG. 3 is a front view of a side panel for an aircraft cabin according to a second embodiment of the present design; and, FIG. 4 is a perspective view of a side panel for an aircraft cabin according to a second embodiment of the present design. The broken lines in the drawings form no part of the claimed design. The scope of the claimed design is directed to the radiating lines on the surface of the side panel for an aircraft cabin and is limited solely to the radiating lines without claiming the space between the lines.

1 Claim, 4 Drawing Sheets



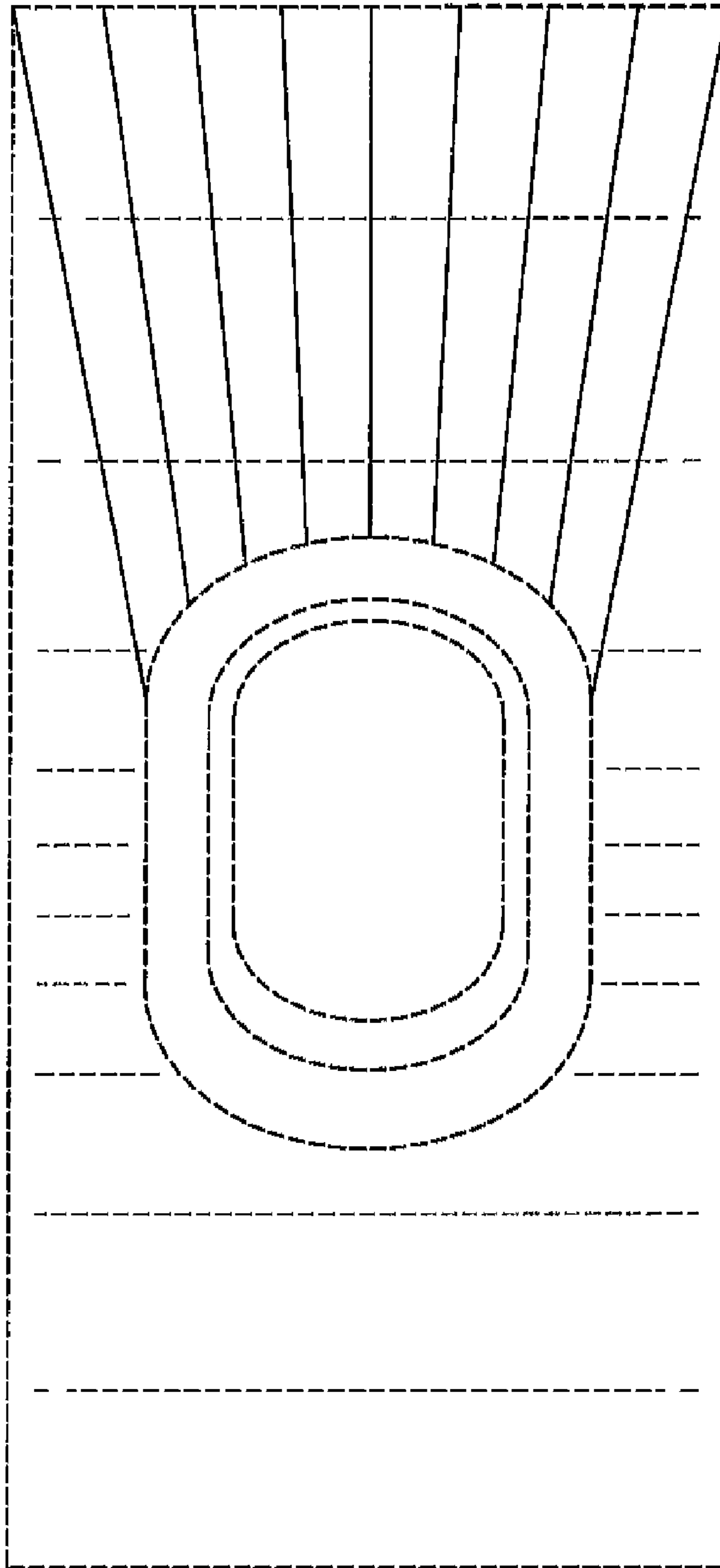


FIG.1

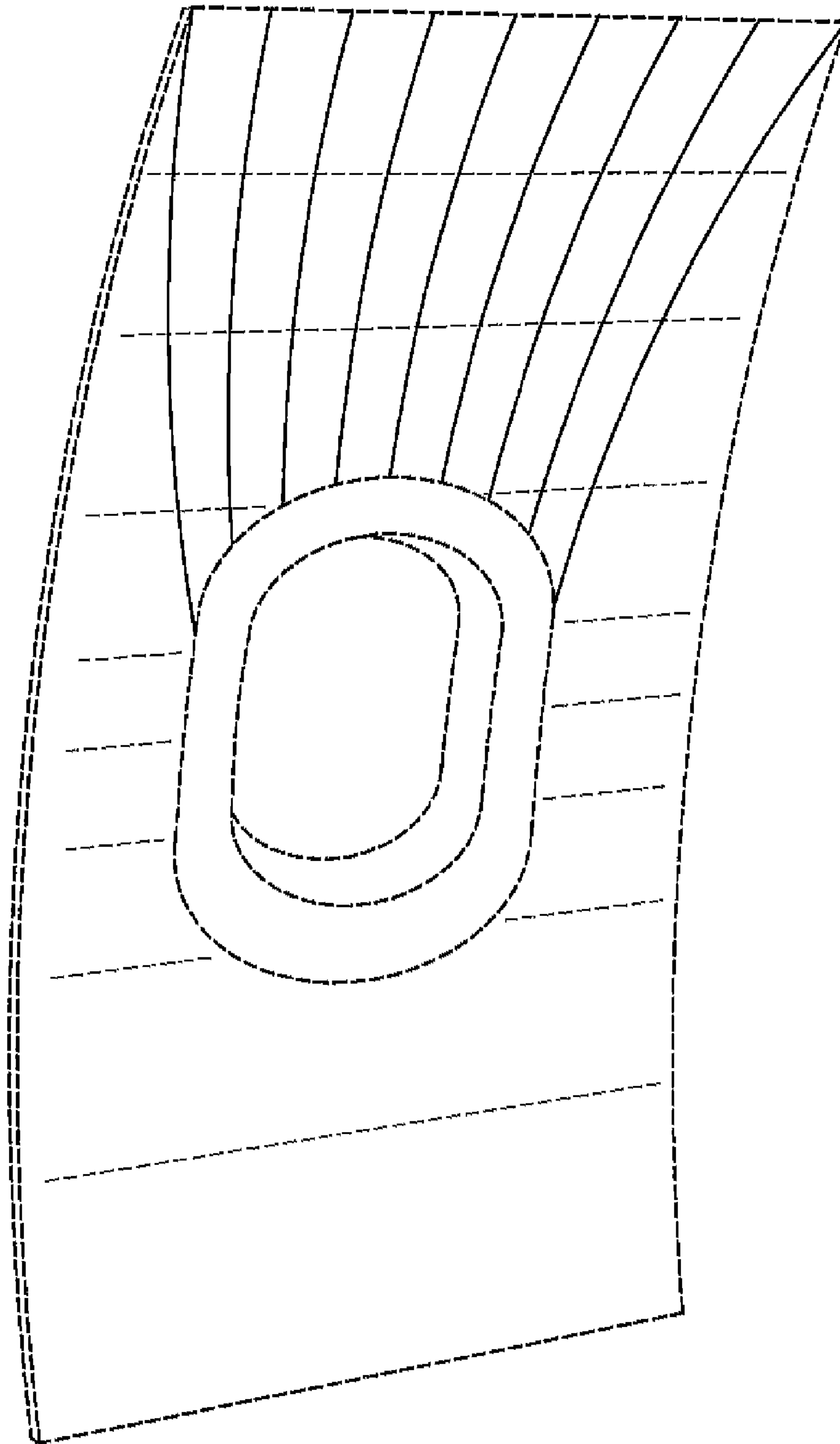


FIG.2

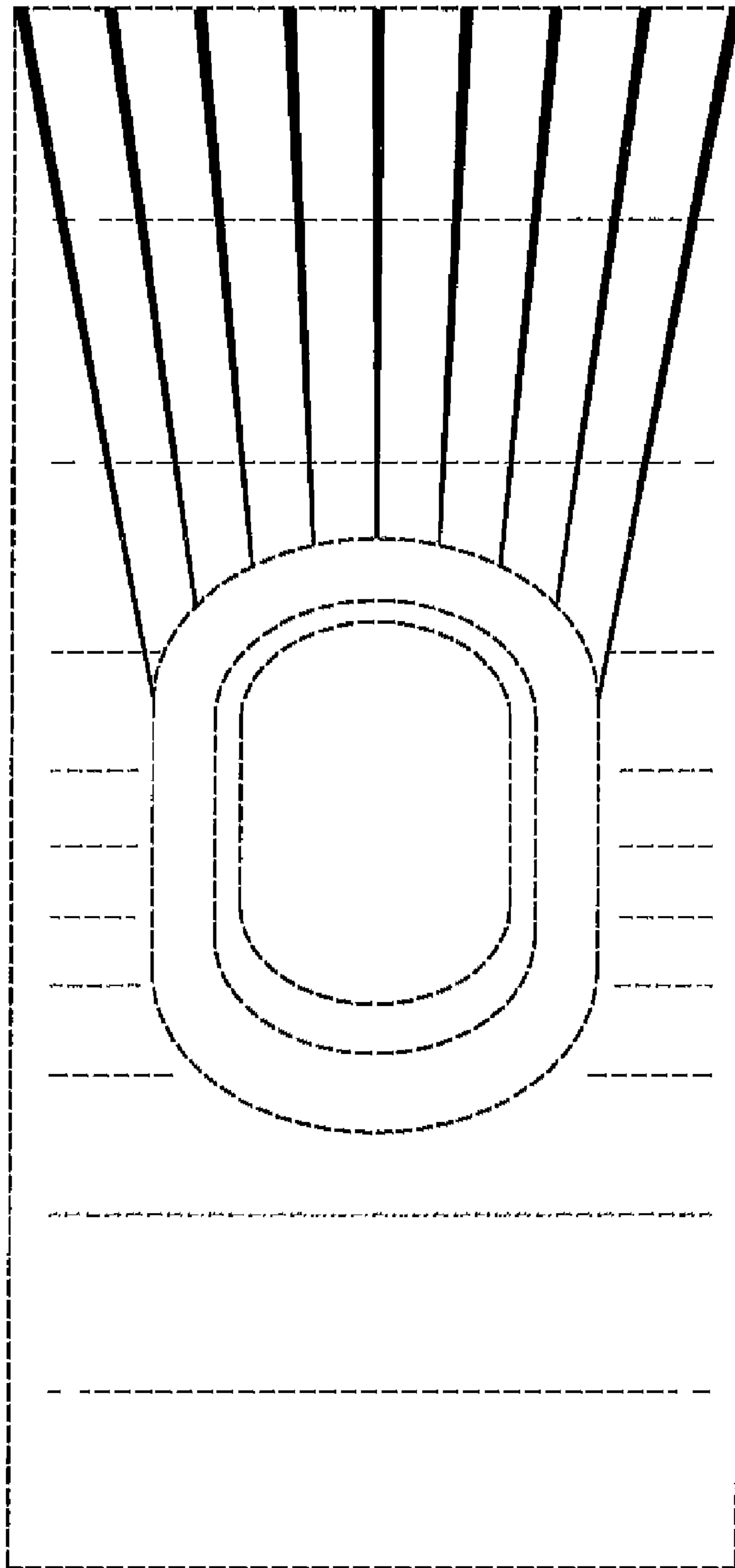


FIG.3

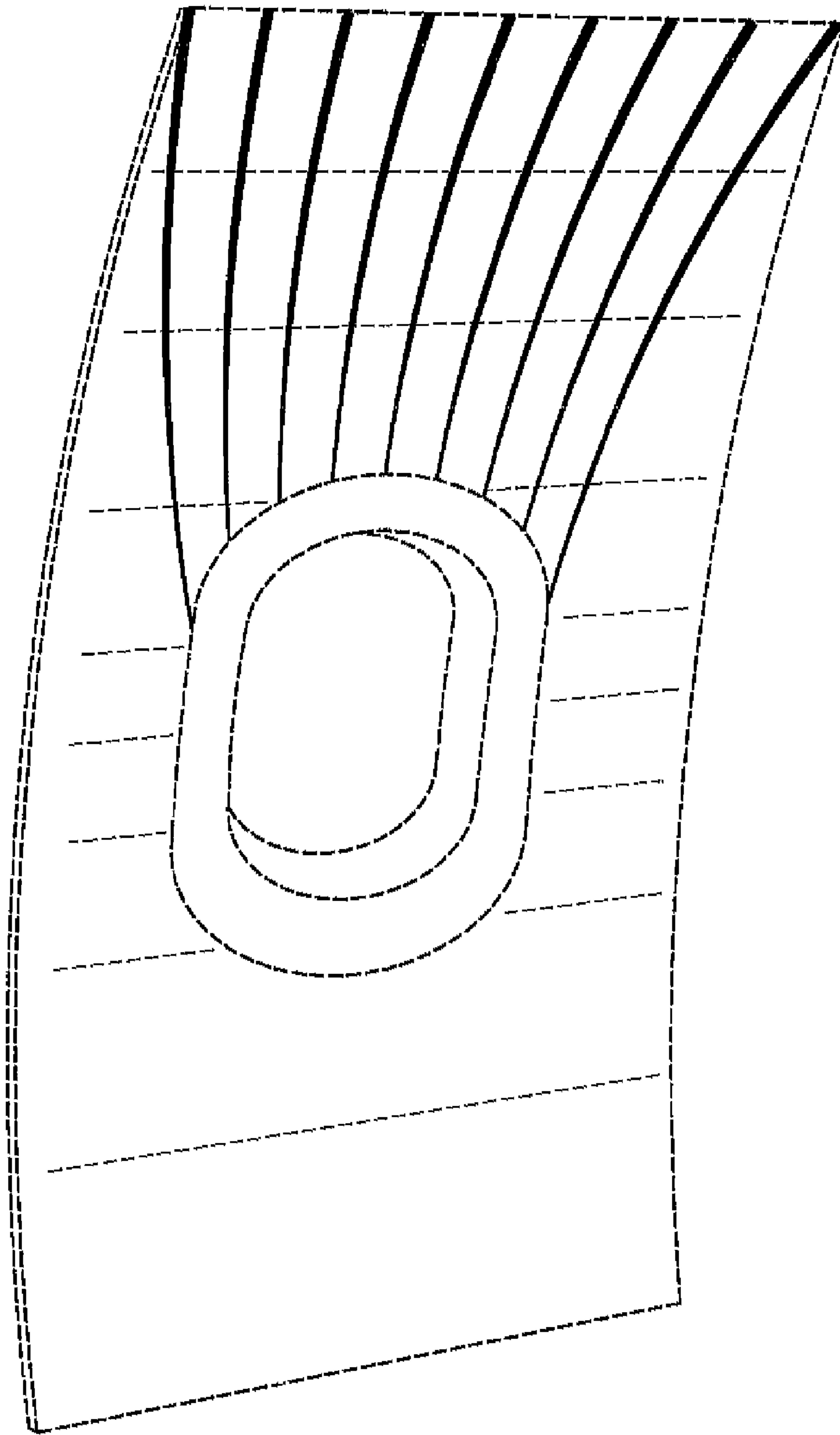


FIG.4