



US00D672697S

(12) **United States Design Patent**  
**Saracoglu**

(10) **Patent No.:** **US D672,697 S**

(45) **Date of Patent:** **\*\* Dec. 18, 2012**

(54) **REAR BODY PANEL FOR AN AUTOMOBILE**

(75) Inventor: **Hakan Saracoglu**, Stuttgart (DE)

(73) Assignee: **Dr. Ing. h.c. F. Porsche**  
**Aktiengesellschaft**, Stuttgart (DE)

(\*\*) Term: **14 Years**

(21) Appl. No.: **29/398,500**

(22) Filed: **Aug. 1, 2011**

(30) **Foreign Application Priority Data**

Feb. 9, 2011 (DE) ..... 40 2011 000 555

(51) **LOC (9) Cl.** ..... **12-16**

(52) **U.S. Cl.** ..... **D12/196**

(58) **Field of Classification Search** ..... D12/196,  
D12/90-92, 86, 88; 296/181.1, 181.5  
See application file for complete search history.

(56) **References Cited**

**U.S. PATENT DOCUMENTS**

D550,126 S \* 9/2007 Amprimo et al. .... D12/88  
D597,448 S \* 8/2009 Jacob ..... D12/92

D606,475 S \* 12/2009 Larson et al. .... D12/196  
D606,476 S \* 12/2009 Larson et al. .... D12/196  
D607,394 S \* 1/2010 Bauer et al. .... D12/196  
D630,562 S \* 1/2011 Larson et al. .... D12/196

\* cited by examiner

*Primary Examiner* — Melody N Brown

(74) *Attorney, Agent, or Firm* — RatnerPrestia

(57) **CLAIM**

The ornamental design for a rear body panel for an automobile, as shown and described.

**DESCRIPTION**

FIG. 1 is a perspective view of a rear body panel for an automobile;  
FIG. 2 is a front elevation view thereof;  
FIG. 3 is a rear elevation view thereof;  
FIG. 4 is an elevation view from the right side thereof;  
FIG. 5 is an elevation view from the left side thereof;  
FIG. 6 is a top plan view thereof; and,  
FIG. 7 is a bottom plan view thereof.

**1 Claim, 5 Drawing Sheets**








Figure 1






Figure 2




Figure 3




Figure 4




Figure 5






Figure 6






Figure 7