



US00D672695S

(12) **United States Design Patent**
Inatomi et al.

(10) **Patent No.:** **US D672,695 S**
(45) **Date of Patent:** **** Dec. 18, 2012**

(54) **AUTOMOBILE**

(75) Inventors: **Katsuhiko Inatomi**, Toyota (JP);
Nobuyuki Tomatsu, Toyota (JP)

(73) Assignee: **Toyota Jidosha Kabushiki Kaisha** (JP)

(**) **Term:** **14 Years**

(21) **Appl. No.:** **29/420,005**

(22) **Filed:** **May 3, 2012**

Related U.S. Application Data

(62) Division of application No. 29/388,438, filed on Mar. 29, 2011.

(30) **Foreign Application Priority Data**

Oct. 6, 2010 (JP) 2010-023936

(51) **LOC (9) Cl.** **12-16**

(52) **U.S. Cl.** **D12/164**

(58) **Field of Classification Search** D12/164,
D12/196, 90-92, 86, 163; D21/424, 433,
D21/434; 296/181.1, 181.5
See application file for complete search history.

(56) **References Cited**

U.S. PATENT DOCUMENTS

D561,645	S	*	2/2008	Kim et al.	D12/92
D599,708	S	*	9/2009	Li et al.	D12/92
D603,297	S	*	11/2009	Takahashi	D12/92
D606,901	S	*	12/2009	Inukai et al.	D12/92
D611,388	S	*	3/2010	Hogios et al.	D12/92
D612,296	S	*	3/2010	Miyazaki et al.	D12/92
D612,299	S	*	3/2010	Ito et al.	D12/92
D620,985	S	*	8/2010	Mochizuki et al.	D12/92
D625,665	S	*	10/2010	Kim et al.	D12/92
D629,718	S	*	12/2010	Reichman et al.	D12/92

D630,555	S	*	1/2011	Koshino et al.	D12/92
D632,223	S	*	2/2011	Jacob et al.	D12/92
D638,334	S	*	5/2011	Taniko et al.	D12/92
D648,655	S	*	11/2011	Bischoff et al.	D12/92

OTHER PUBLICATIONS

Lexus, Lexus CT200h, http://www.netcarshow.com/lexus/2011-ct_200h/800x600/wallpaper_23.htm, available at least as early as 2010.
Audi, Audi A6, http://www.netcarshow.com/audi/2009-a6/800x600/wallpaper_09.htm, available at least as early as 2009.

* cited by examiner

Primary Examiner — Melody N Brown

(74) *Attorney, Agent, or Firm* — SAIDMAN DesignLaw Group


(57) **CLAIM**

The ornamental design for an automobile, as shown and described.

DESCRIPTION

FIG. 1 is a left, front perspective view of an automobile showing our new design;
FIG. 2 is a left, rear perspective view thereof;
FIG. 3 is a left side elevation view thereof, the right side elevation view being a mirror image thereof;
FIG. 4 is a top view thereof;
FIG. 5 is a front elevation side view thereof; and,
FIG. 6 is a rear elevation side view thereof.
The broken lines illustrate portions of the automobile and form no part of the claimed design.
The claimed design is indicated by the relatively dark portions in the figures, while the relatively light portions are environmental and form no part of the claimed design.

1 Claim, 3 Drawing Sheets






FIG. 1




FIG. 2




FIG. 3




FIG. 4




FIG. 5




FIG. 6