



US00D672666S

(12) **United States Design Patent**
Rhodes et al.

(10) **Patent No.:** **US D672,666 S**
(45) **Date of Patent:** **** Dec. 18, 2012**

(54) **THERMOSTAT**

(75) Inventors: **William D. Rhodes**, St. Louis, MO
(US); **David Scott Drew**, St. Louis, MO
(US)

(73) Assignee: **Emerson Electric Co.**, St. Louis, MO
(US)

(**) Term: **14 Years**

(21) Appl. No.: **29/417,233**

(22) Filed: **Mar. 30, 2012**

Related U.S. Application Data

(63) Continuation-in-part of application No. 13/370,095,
filed on Feb. 9, 2012, and a continuation-in-part of
application No. 13/005,306, filed on Jan. 12, 2011.

(51) **LOC (9) Cl.** **10-04**

(52) **U.S. Cl.** **D10/50**

(58) **Field of Classification Search** D10/49-50;
D13/162; 55/270, 274, 279, DIG. 7, DIG. 34;
62/176.6, 125-130, 78, 180, 186; 73/23.2,
73/23.34, 31.01, 31.02, 431, 170.16-170.19,
73/170.21-170.25, 863.12, 29, 29.02, 335.01-335.14;
236/46 R, 47, 94, 44 C, 44 R, 49.3, 44 A,
236/96; 337/112, 327, 360; 340/602, 627,
340/632, 634; 361/346; 364/141, 146, 147,
364/188, 420, 557; 454/229, 239, 256, 257,
454/258; 700/18, 159, 181, 278

See application file for complete search history.

(56) **References Cited**

U.S. PATENT DOCUMENTS

7,289,887 B2 10/2007 Rodgers
7,392,115 B2 6/2008 Schindler
7,392,661 B2 7/2008 Alles

7,705,484 B2 4/2010 Horst
7,715,951 B2 5/2010 Forbes, Jr. et al.
7,908,117 B2 3/2011 Steinberg et al.
D642,081 S * 7/2011 Kashimoto D10/49
7,978,059 B2 7/2011 Petite et al.
2007/0203860 A1 8/2007 Golden et al.
2008/0252141 A1 10/2008 Horst
2009/0024545 A1 1/2009 Golden et al.
2009/0228388 A1 9/2009 Axelrod et al.
2009/0312968 A1 12/2009 Phillips
2010/0070101 A1 3/2010 Benes et al.
2010/0070103 A1 3/2010 Fleck et al.
2010/0094470 A1 4/2010 Besore et al.
2011/0106316 A1 5/2011 Drew et al.

FOREIGN PATENT DOCUMENTS

CN 202013526 10/2011

OTHER PUBLICATIONS

“comverge IntelliTemp 900™”, www.comverge.com, Apr. 2011, 2
pgs.

* cited by examiner

Primary Examiner — Antoine D Davis

(74) *Attorney, Agent, or Firm* — Harness, Dickey & Pierce,
P.L.C.

(57) **CLAIM**

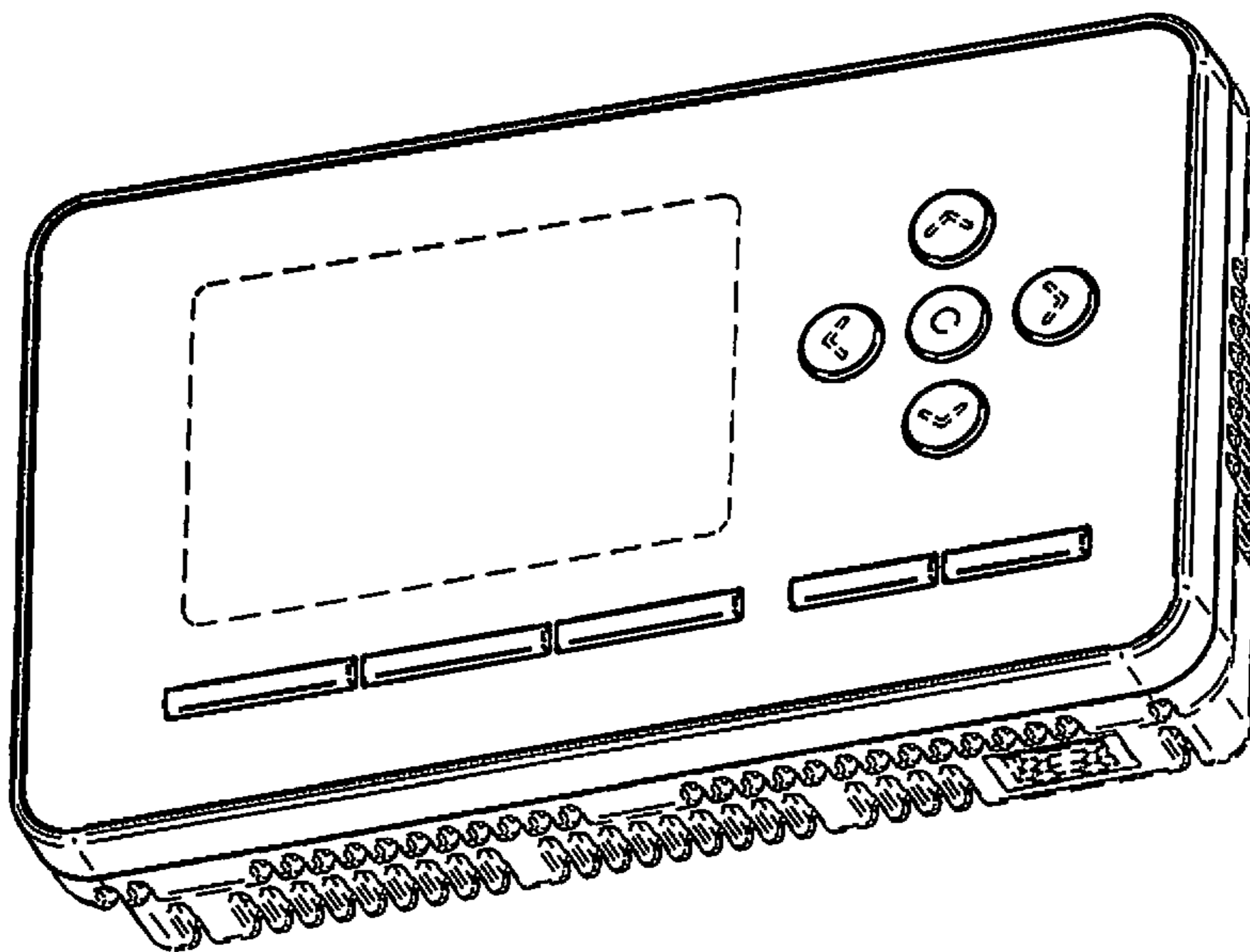
The ornamental design for a thermostat, as shown and
described.

DESCRIPTION

FIG. 1 is a perspective view of the thermostat; and,
FIG. 2 is a front elevation view thereof.

The views of the thermostat not shown form no part of the
claimed design. The features shown in broken lines depict
environmental subject matter only and form no part of the
claimed design.

1 Claim, 2 Drawing Sheets



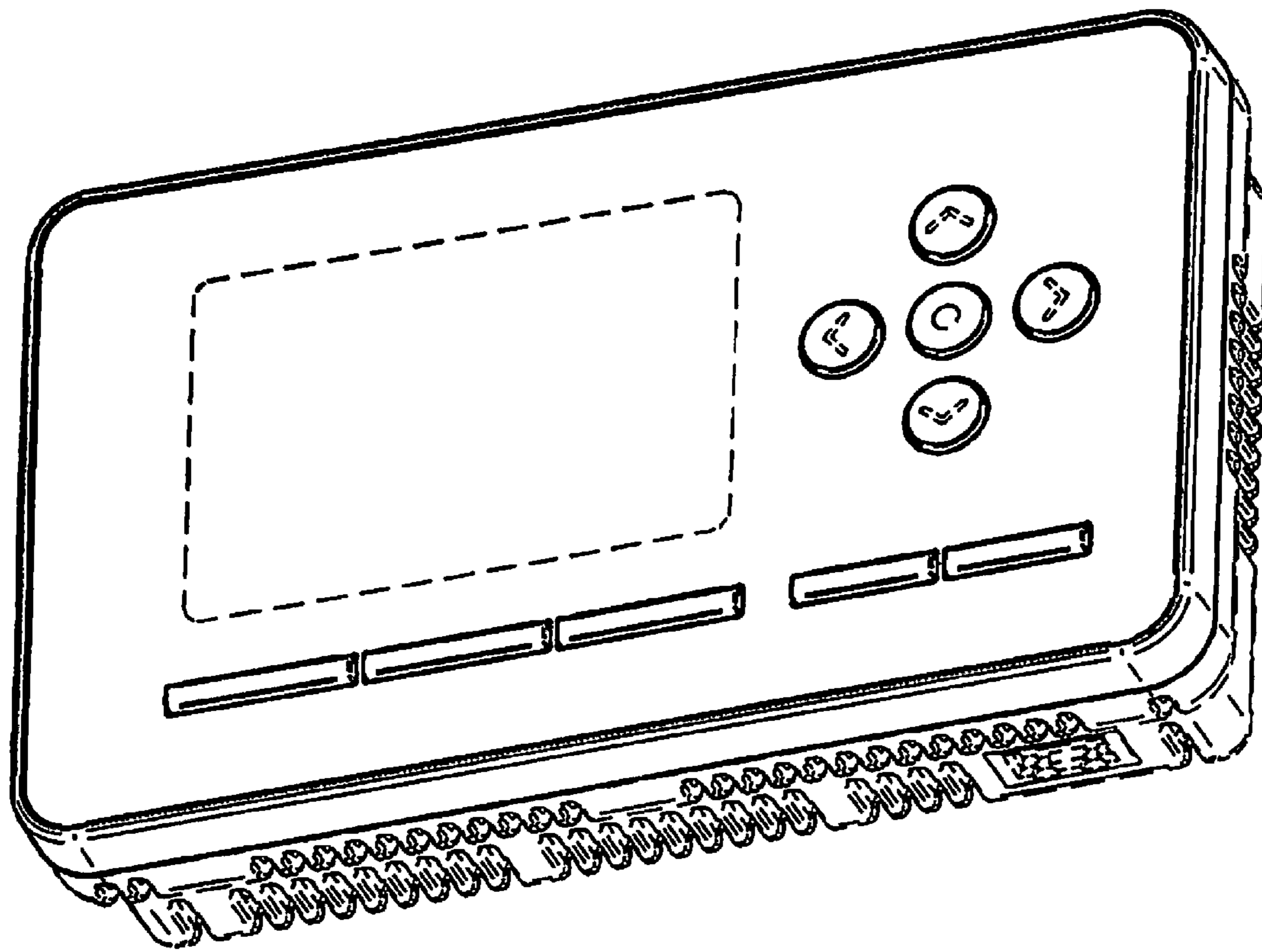


FIG. 1

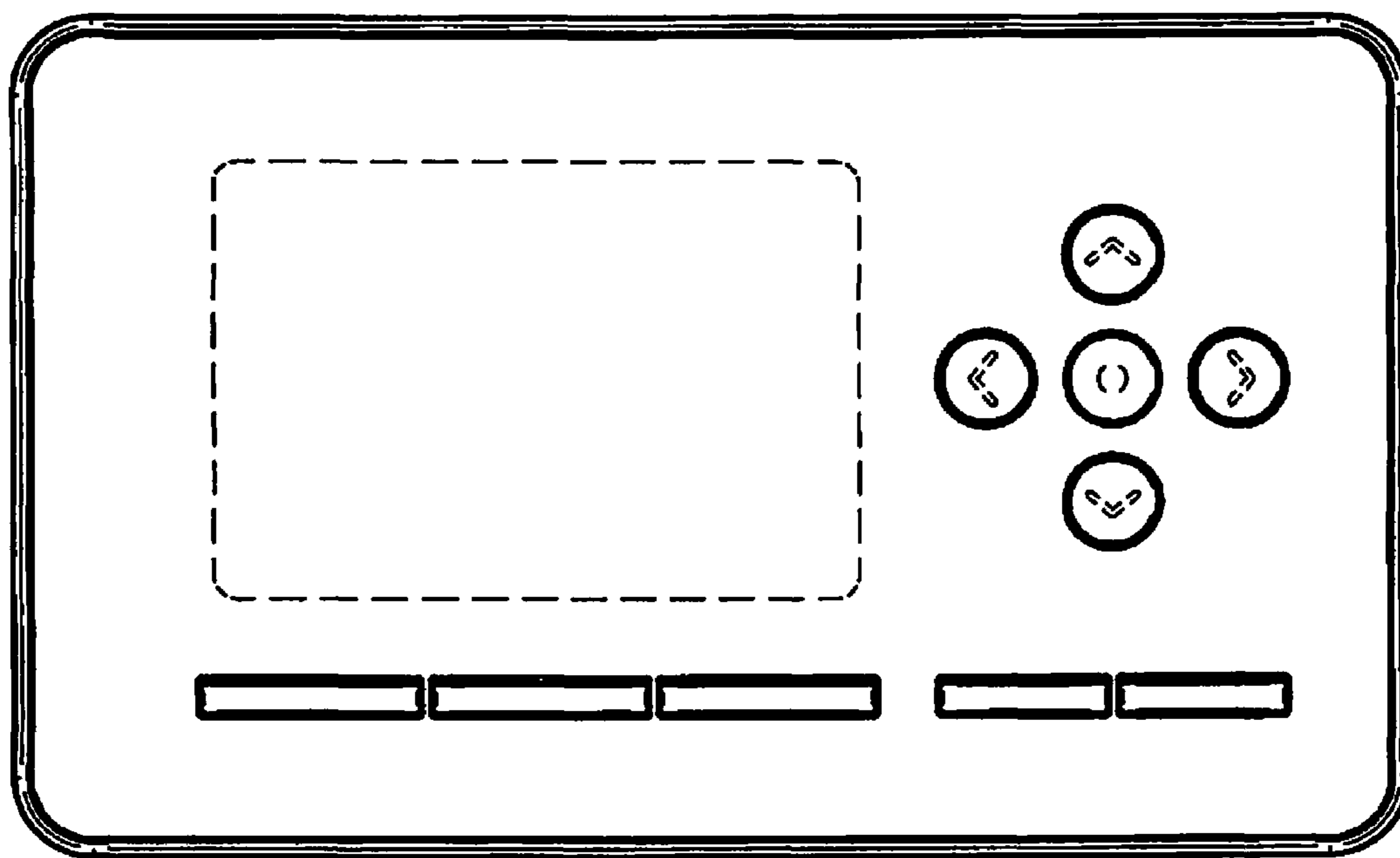


FIG. 2