

US00D672652S

(12) **United States Design Patent**
Antier et al.

(10) **Patent No.:** **US D672,652 S**

(45) **Date of Patent:** **** Dec. 18, 2012**

(54) **PLASTIC CAP**

(75) Inventors: **Grégory Antier**, Trevoux (FR); **Michel Luzzato**, Ecully (FR)

(73) Assignee: **Tetra Laval Holdings & Finance S.A.**, Pully (CH)

(**) Term: **14 Years**

(21) Appl. No.: **29/407,428**

(22) Filed: **Nov. 29, 2011**

(30) **Foreign Application Priority Data**

May 30, 2011 (EM) 001870742-0003

(51) **LOC (9) Cl.** **09-07**

(52) **U.S. Cl.** **D9/449; D9/453; D9/443**

(58) **Field of Classification Search** D9/529,
D9/503, 454, 453, 449, 447, 446, 442, 440,
D9/435; D7/392.1; 222/556, 521, 494, 492;
220/837, 835, 820, 811, 810, 375, 260, 254.7,
220/254.3; 215/322, 321, 306, 305, 237,
215/235; 206/540, 539, 538, 216

See application file for complete search history.

(56) **References Cited**

U.S. PATENT DOCUMENTS

6,478,184 B2 * 11/2002 Berge et al. 220/831
6,976,607 B2 * 12/2005 Benoit-Gonin et al. . 222/153.06
D530,611 S * 10/2006 Nusbaum et al. D9/449
D556,575 S * 12/2007 Nusbaum et al. D9/449
D581,790 S * 12/2008 Hyde et al. D9/449
D582,276 S * 12/2008 Hyde et al. D9/453

D584,618 S * 1/2009 Schwartz D9/449
D586,213 S * 2/2009 Wells et al. D9/453
D592,057 S * 5/2009 Guerin D9/449
7,611,025 B2 * 11/2009 Nusbaum et al. 215/253
D606,864 S * 12/2009 Robinson D9/453
D625,605 S * 10/2010 Bardet D9/449
D640,134 S * 6/2011 Rognard D9/449
2007/0284392 A1 * 12/2007 Kaess et al. 222/153.05
2011/0000928 A1 * 1/2011 Antier et al. 220/801

* cited by examiner

Primary Examiner — Susan Bennett Hattan

(74) *Attorney, Agent, or Firm* — Stites & Harbison PLLC;
Douglas E. Jackson

(57) **CLAIM**

The ornamental design for a plastic cap, as shown and described.

DESCRIPTION

The following design applications have the same inventors, have been filed concurrently herewith, have the same title, and have related subject matters: application Ser. No. 29/407,430; application Ser. No. 29/407,432; application Ser. No. 29/407,433; and application Ser. No. 29/407,434.

FIG. 1 is a front, top and right side perspective view of a plastic cap showing the new design.

FIG. 2 is a front, top and left side perspective view thereof.

FIG. 3 is a front view thereof.

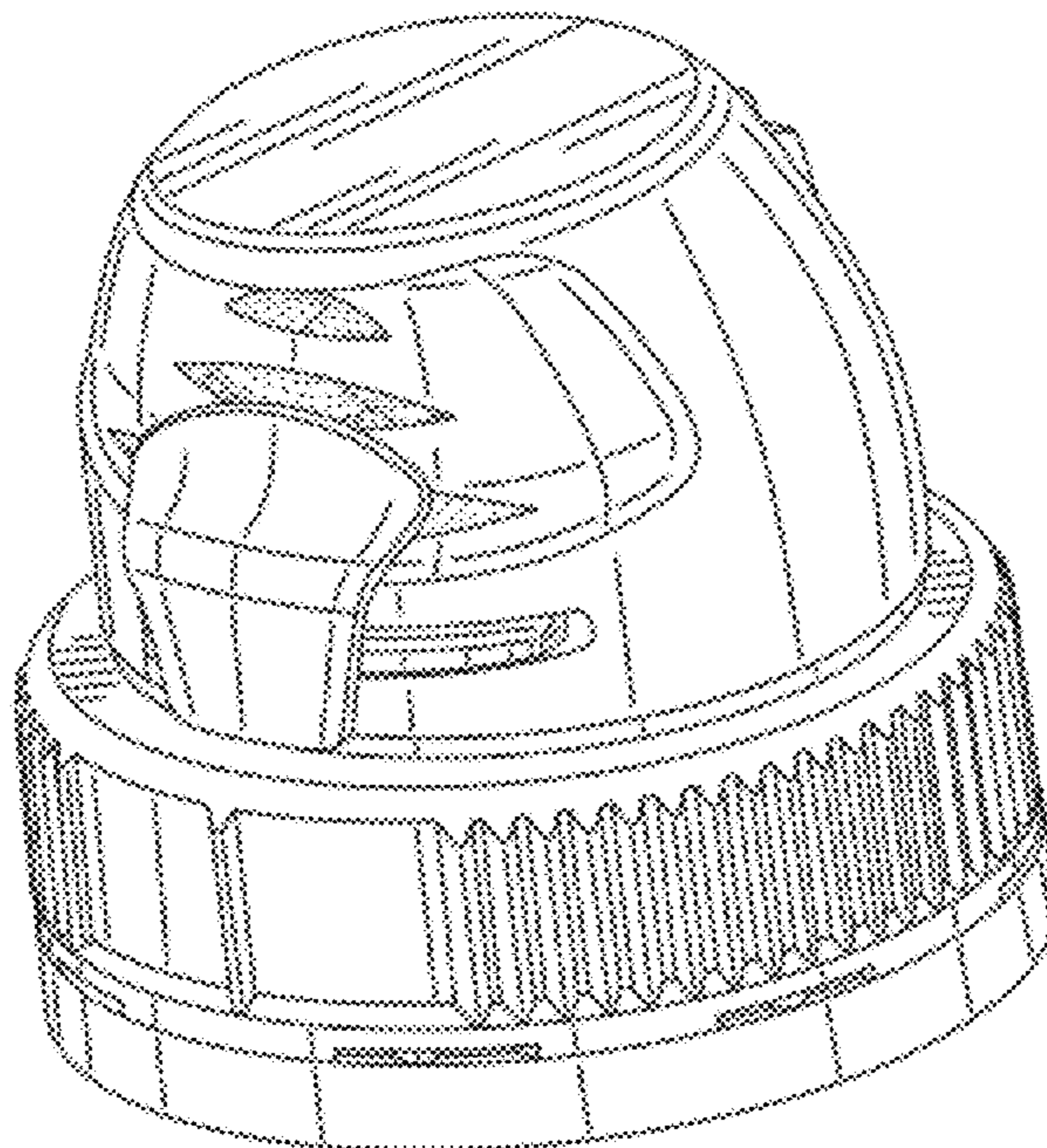
FIG. 4 is rear view thereof.

FIG. 5 is a right side view thereof; and,

FIG. 6 is a top view thereof.

The stippling areas of FIGS. 1-3 and 5-6 are provided to show a contrast in the surface appearance of these areas relative to the surrounding areas.

1 Claim, 6 Drawing Sheets



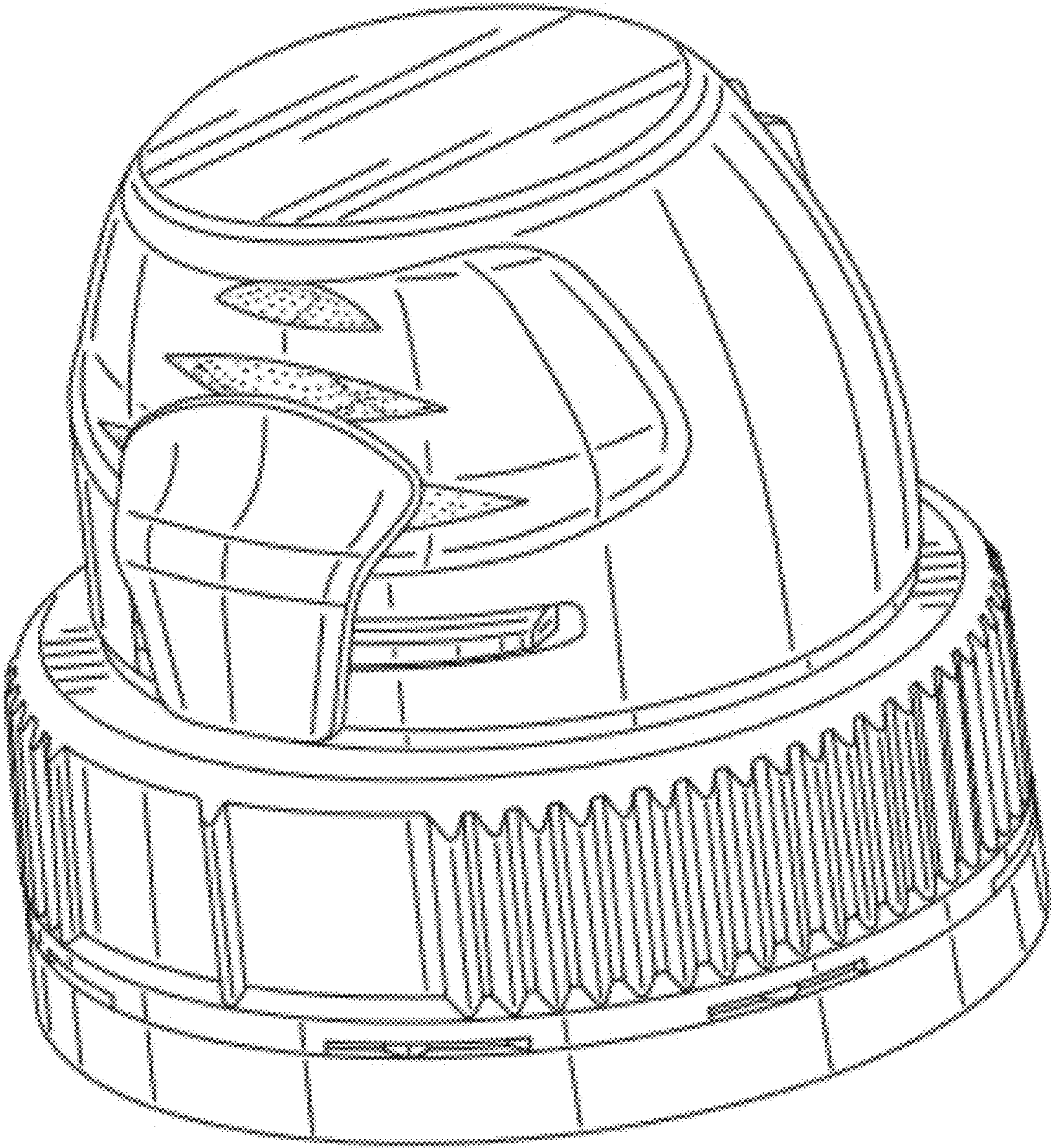


FIG. 1

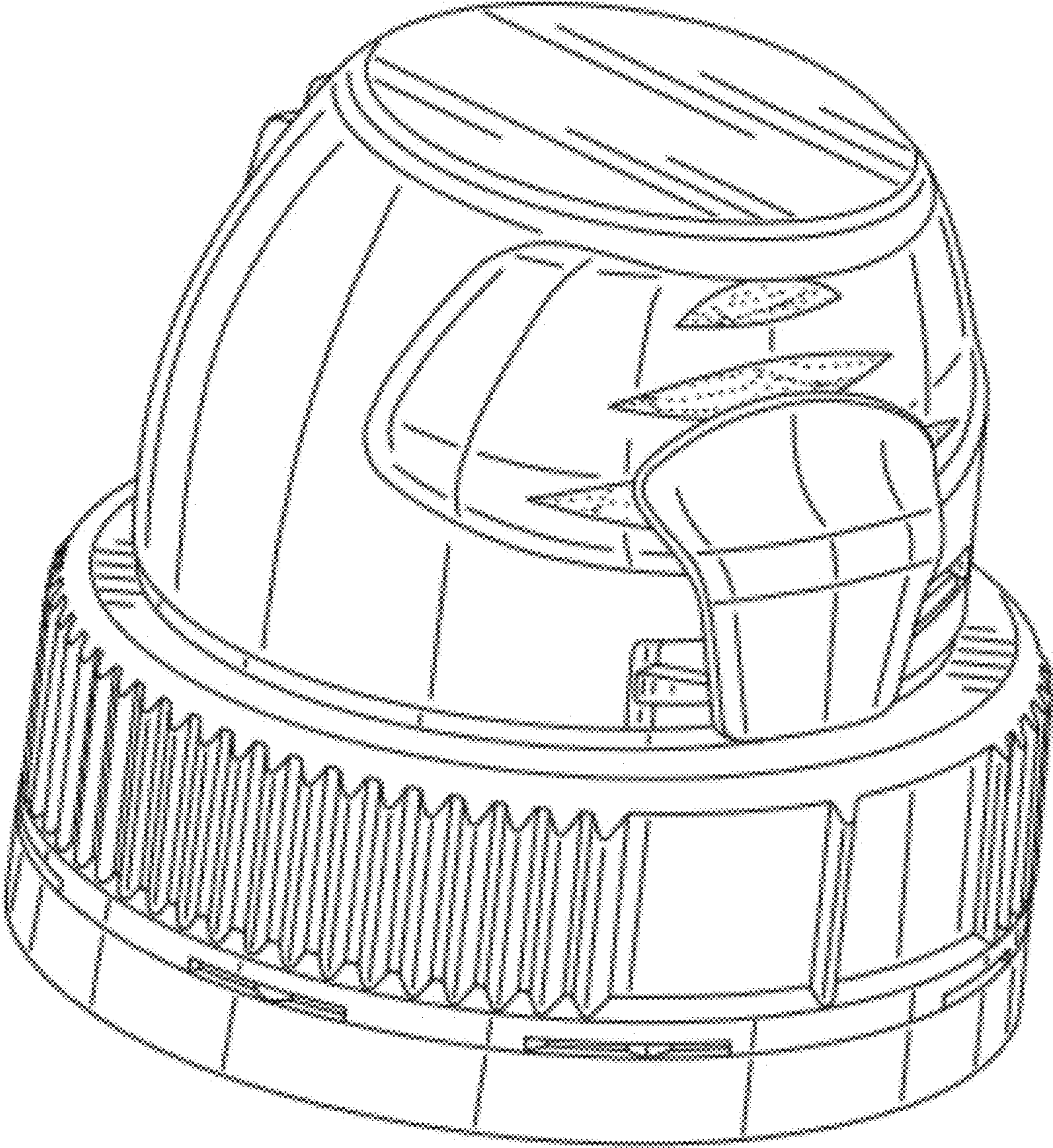


FIG. 2

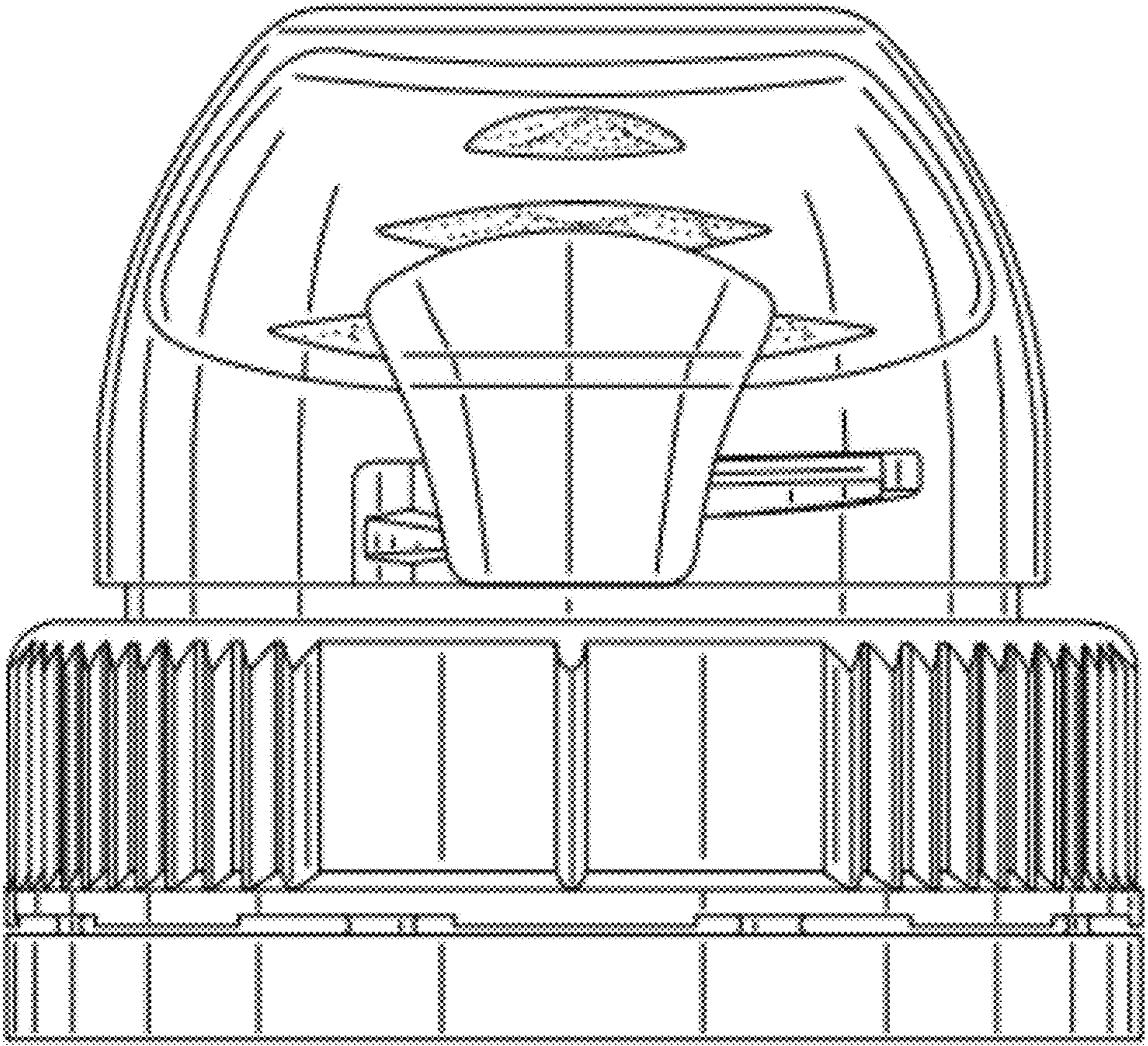


FIG. 3

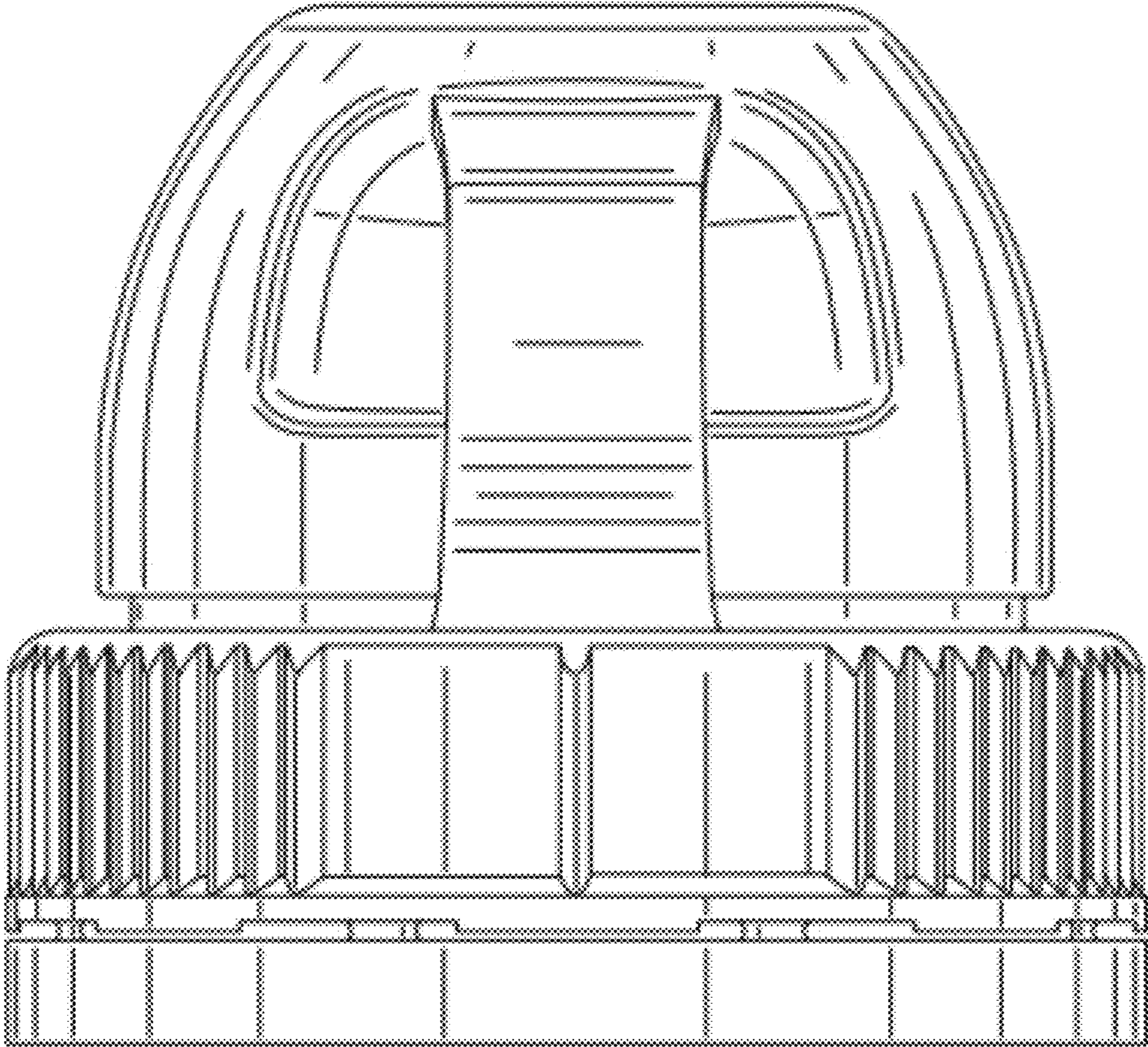


FIG. 4

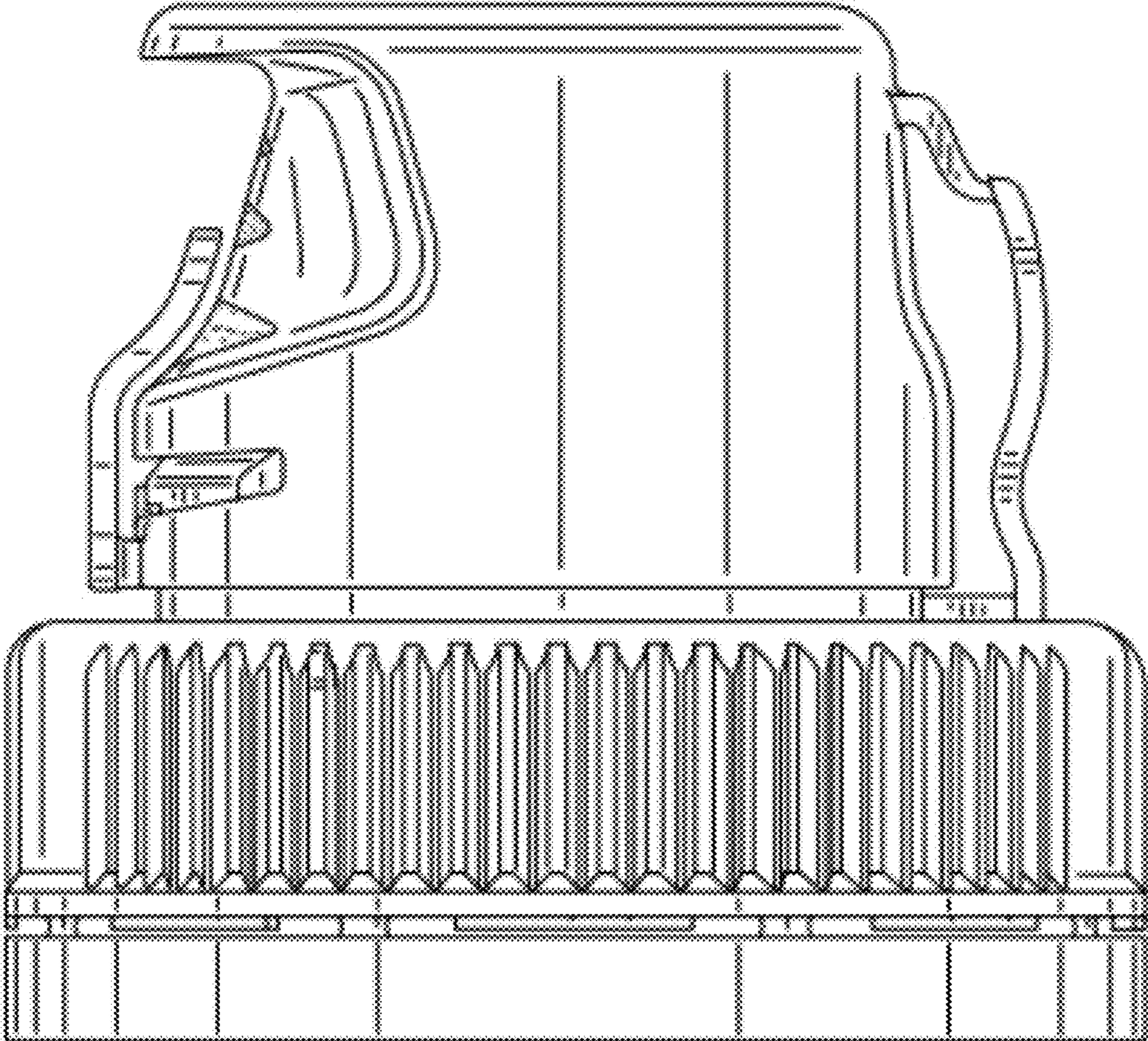


FIG. 5



FIG. 6