



US00D672626S

(12) **United States Design Patent**  
**Derivaz**

(10) **Patent No.:** **US D672,626 S**  
(45) **Date of Patent:** **\*\* Dec. 18, 2012**

(54) **SUPPORT FOR CUTTING TOOL**  
(75) Inventor: **Francois Derivaz**, Chatel-St-Denis (CH)  
(73) Assignee: **Samvaz SA**, Chatel-St-Denis (CH)  
(\*\*) Term: **14 Years**  
(21) Appl. No.: **29/379,197**  
(22) Filed: **Nov. 16, 2010**

5,301,429	A *	4/1994	Bundy	30/169
5,557,852	A *	9/1996	Frisina	30/167
D386,657	S *	11/1997	Spirer	D8/47
D411,430	S *	6/1999	Huang	D8/98
5,953,820	A *	9/1999	Vasudeva	30/125
5,966,818	A *	10/1999	Spirer	30/167
7,175,023	B2 *	2/2007	Martin	206/349
7,257,896	B2 *	8/2007	Kurtz	30/167
2010/0237058	A1 *	9/2010	Evans et al.	219/229
2011/0247218	A1 *	10/2011	Francois	30/167

(30) **Foreign Application Priority Data**  
Jun. 25, 2010 (WO) ..... DM/073 858  
(51) **LOC (9) Cl.** ..... **08-05**  
(52) **U.S. Cl.** ..... **D8/47**  
(58) **Field of Classification Search** ..... D8/14,  
D8/16, 19-20, 47, 88, 89, 98; D15/131,  
D15/138, 139; 30/167, 169  
See application file for complete search history.

**OTHER PUBLICATIONS**

Rali Shark. Downloaded at [http://www.samvaz.ch/cms/index.php?option=com\\_content&view=article&id=74%3Arali-...](http://www.samvaz.ch/cms/index.php?option=com_content&view=article&id=74%3Arali-...) Jan. 14, 2012.\*

\* cited by examiner

*Primary Examiner* — Philip S Hyder  
*Assistant Examiner* — Roselynn Cody  
(74) *Attorney, Agent, or Firm* — Young & Thompson

(56) **References Cited**

**U.S. PATENT DOCUMENTS**

143,413	A *	10/1873	Jelliffe	30/167
404,554	A *	6/1889	Palmer	30/167
482,704	A *	9/1892	Wall	30/167.1
855,834	A *	6/1907	Bubb	30/167.2
1,082,802	A *	12/1913	Full	30/315
2,359,408	A *	10/1944	Disse	30/169
2,494,455	A *	1/1950	Soldani	30/171
2,775,275	A *	12/1956	Forbes	30/167
2,779,367	A *	1/1957	Forbes	30/167
3,430,760	A *	3/1969	Ulmer	206/349
4,349,961	A *	9/1982	Pendleton	30/168
D276,129	S *	10/1984	Hayes et al.	D8/90
D302,780	S *	8/1989	Himbert et al.	D8/47
D310,773	S *	9/1990	Fraday	D8/89
5,056,273	A *	10/1991	Martel et al.	451/525

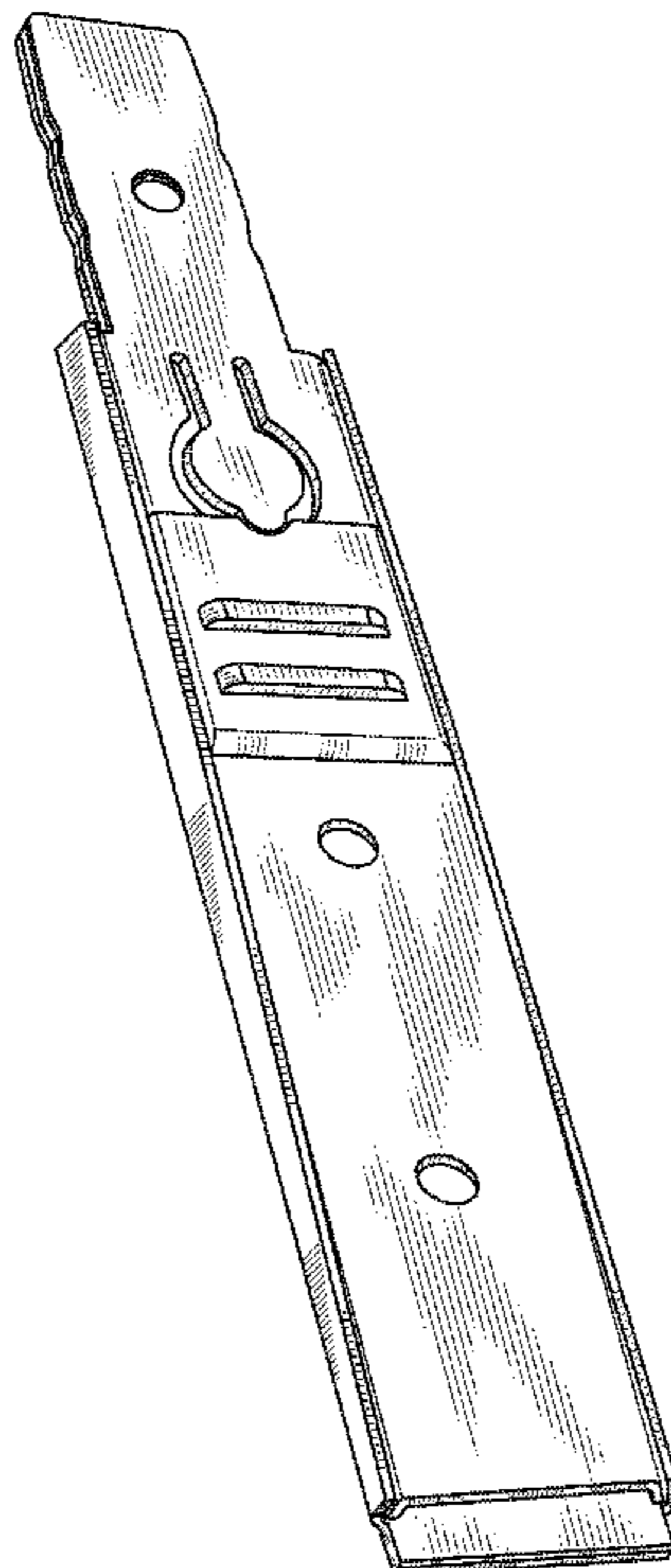
**CLAIM**

(57) The ornamental design for a support for cutting tool, as shown and described.

**DESCRIPTION**

FIG. 1 is a top view of the support for cutting tool.  
FIG. 2 is a bottom view thereof.  
FIG. 3 is a side view thereof.  
FIG. 4 is an opposite side view thereof.  
FIG. 5 is a front view thereof.  
FIG. 6 is a rear view thereof; and,  
FIG. 7 is a top perspective view thereof.  
The broken lines in FIG. 2 illustrate features of the support for cutting tool that form no part of the claim.

**1 Claim, 4 Drawing Sheets**



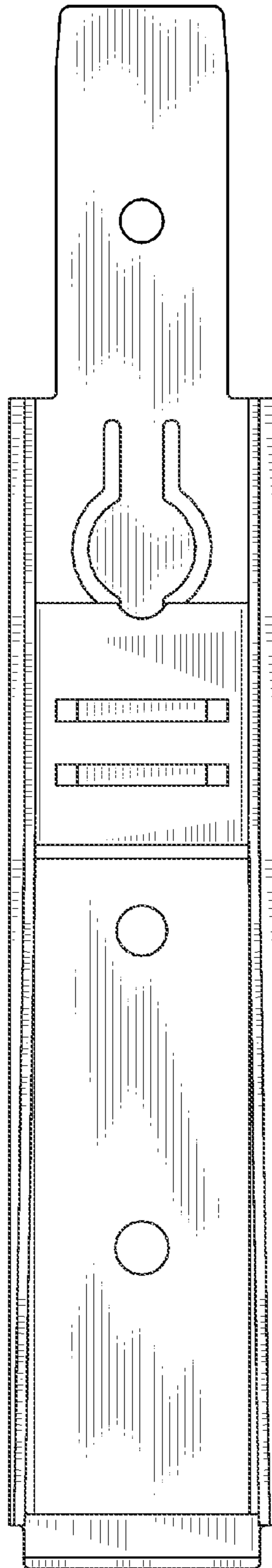


Fig.1

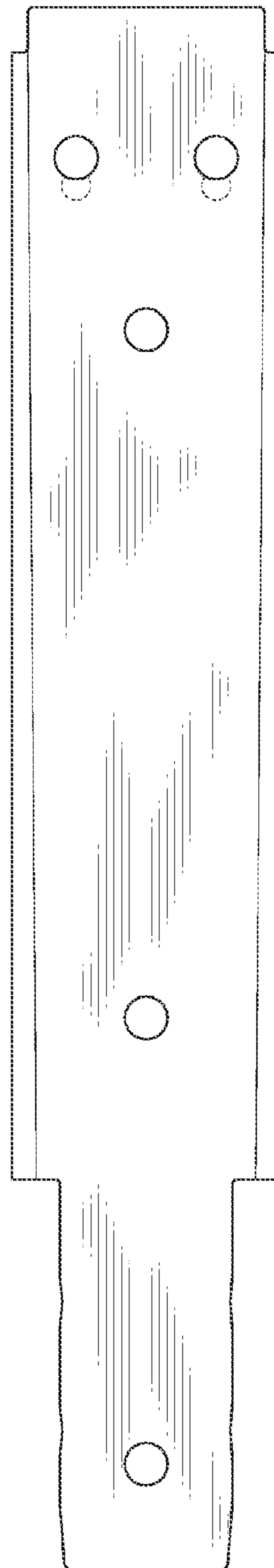


Fig.2

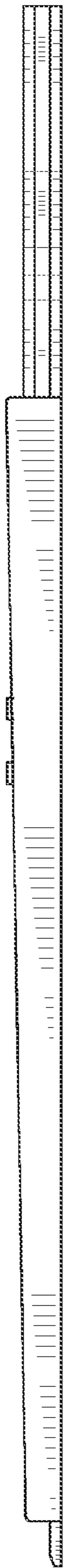


Fig.3

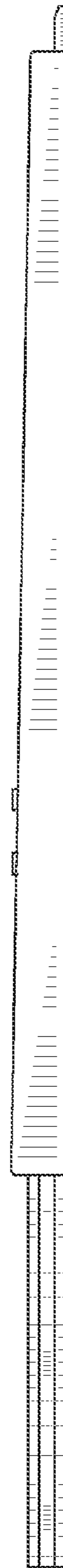


Fig.4

Fig.5

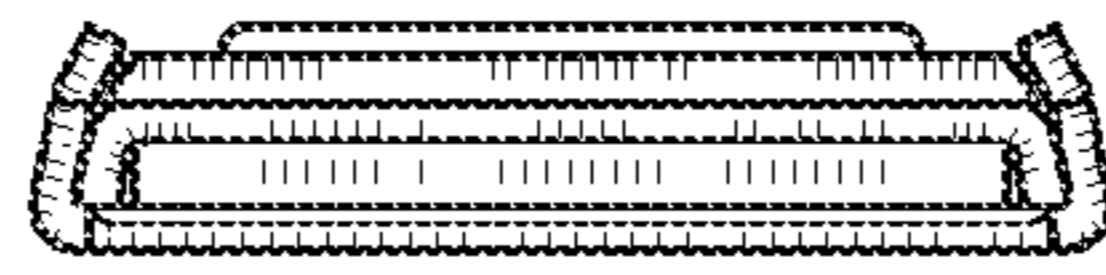


Fig.6



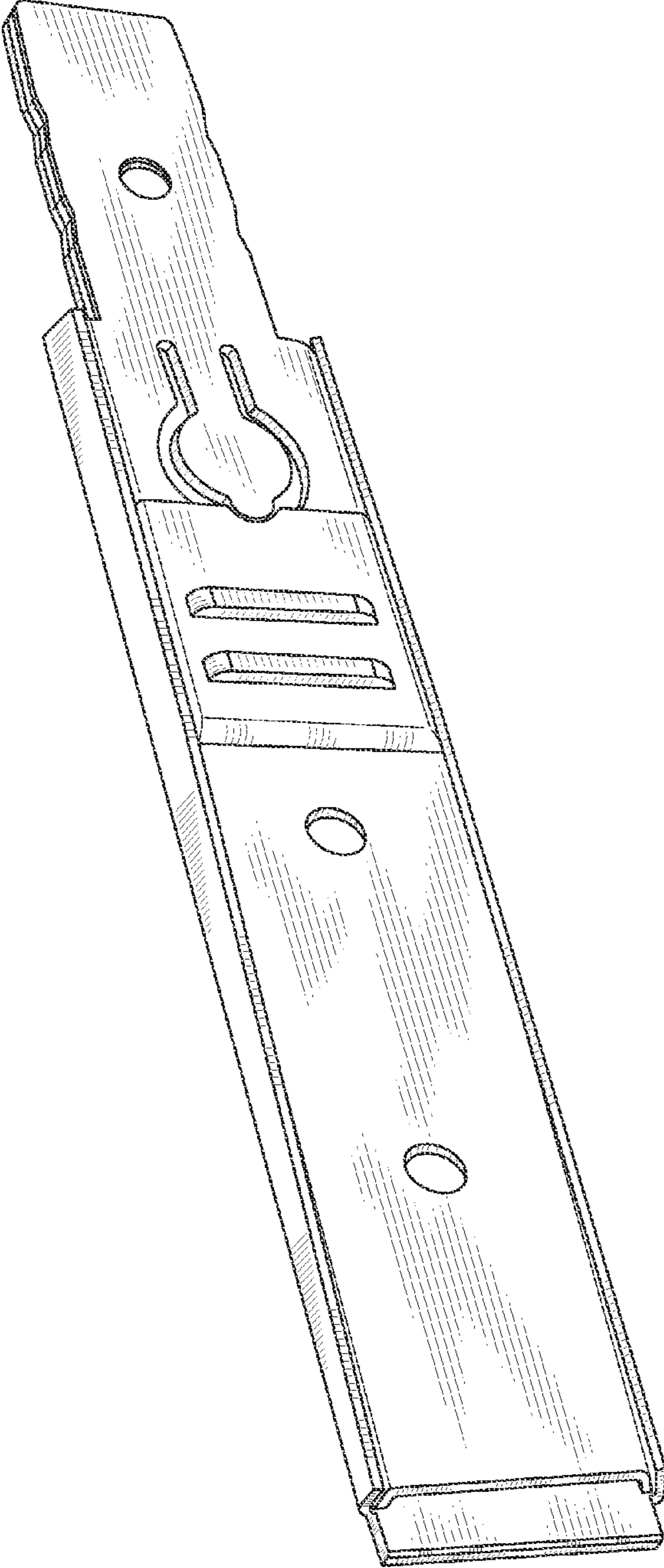


Fig.7