



US00D672602S

(12) **United States Design Patent**
Zibilich

(10) **Patent No.:** **US D672,602 S**

(45) **Date of Patent:** **** Dec. 18, 2012**

(54) **PAN FOR GRILLING OYSTERS**

(76) Inventor: **Robert Zibilich**, Metairie, LA (US)

(**) Term: **14 Years**

(21) Appl. No.: **29/413,358**

(22) Filed: **Feb. 14, 2012**

(51) **LOC (9) Cl.** **07-02**

(52) **U.S. Cl.** **D7/359; D7/354; D7/409**

(58) **Field of Classification Search** D1/111;
D6/546; D7/323, 329-331, 337, 339, 346-347,
D7/350.1-350.4, 352-367, 391, 393, 395,
D7/402, 409, 505, 538, 542-545, 552.2, 553.6,
D7/556, 564; D9/429, 666; D11/99; D28/8.2;
99/324-326, 331-332, 369, 372, 396, 400-419,
99/425-426, 444-450, 483; 126/37 R, 39 B,
126/41 R, 261, 332, 378.1; 206/457, 501-505,
206/507-508; 219/386, 400, 405, 429-442,
219/450.1, 620-624, 725, 730-735; 220/315,
220/573.1-573.5, 912; 426/438, 441, 523-524
See application file for complete search history.

(56) **References Cited**

U.S. PATENT DOCUMENTS

D16,535 S * 2/1886 Zacharie D28/8.2
D22,085 S * 12/1892 Murphy D9/666

D30,917 S * 5/1899 Schnarr D6/546
D166,065 S * 3/1952 Bliss D7/545
4,899,881 A * 2/1990 Girard et al. 206/457
D329,525 S * 9/1992 Kesdekoglu D1/111
D389,701 S * 1/1998 Cooley D7/564
D459,950 S * 7/2002 Bush et al. D7/553.6
D483,228 S * 12/2003 Sherr D7/556
D527,628 S * 9/2006 Patel D9/429
D539,186 S * 3/2007 Buckley D11/99
D546,127 S * 7/2007 Vovan D7/552.2
D605,470 S * 12/2009 Sluiman D7/553.6

* cited by examiner

Primary Examiner — Ricky Pham

(74) *Attorney, Agent, or Firm* — Garvey, Smith, Nehrass &
North, L.L.C.; Gregory C. Smith; Julia M. FitzPatrick

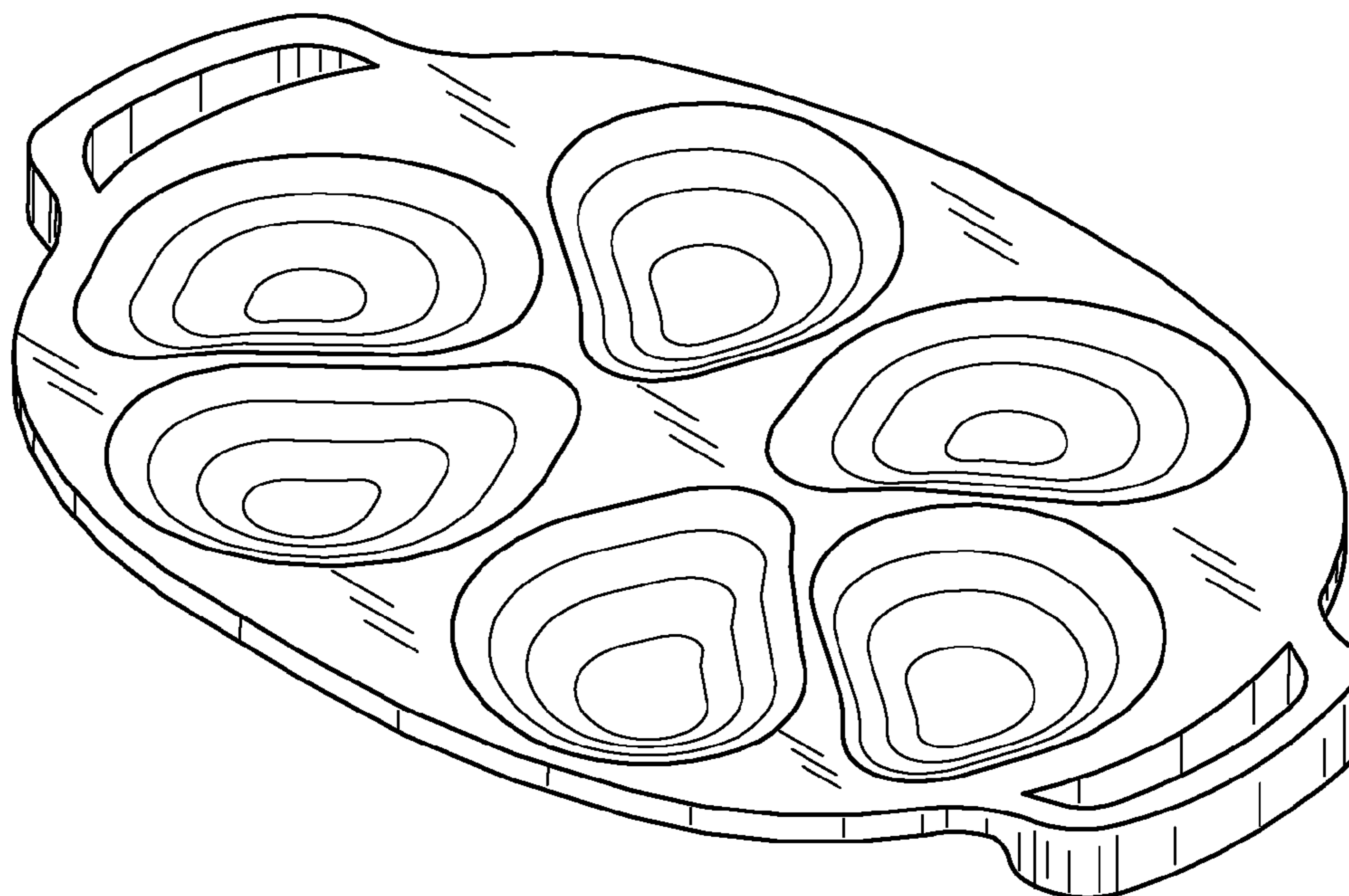
(57) **CLAIM**

The ornamental design for a pan for grilling oysters, as shown
and described.

DESCRIPTION

FIG. 1 is an Overall Perspective view of the present invention;
FIG. 2 is a Back Side view thereof;
FIG. 3 is a Top Side view thereof;
FIG. 4 is a Front Side view thereof;
FIG. 5 is a Left Side view thereof;
FIG. 6 is a Right Side view thereof; and,
FIG. 7 is a Bottom view thereof.

1 Claim, 3 Drawing Sheets



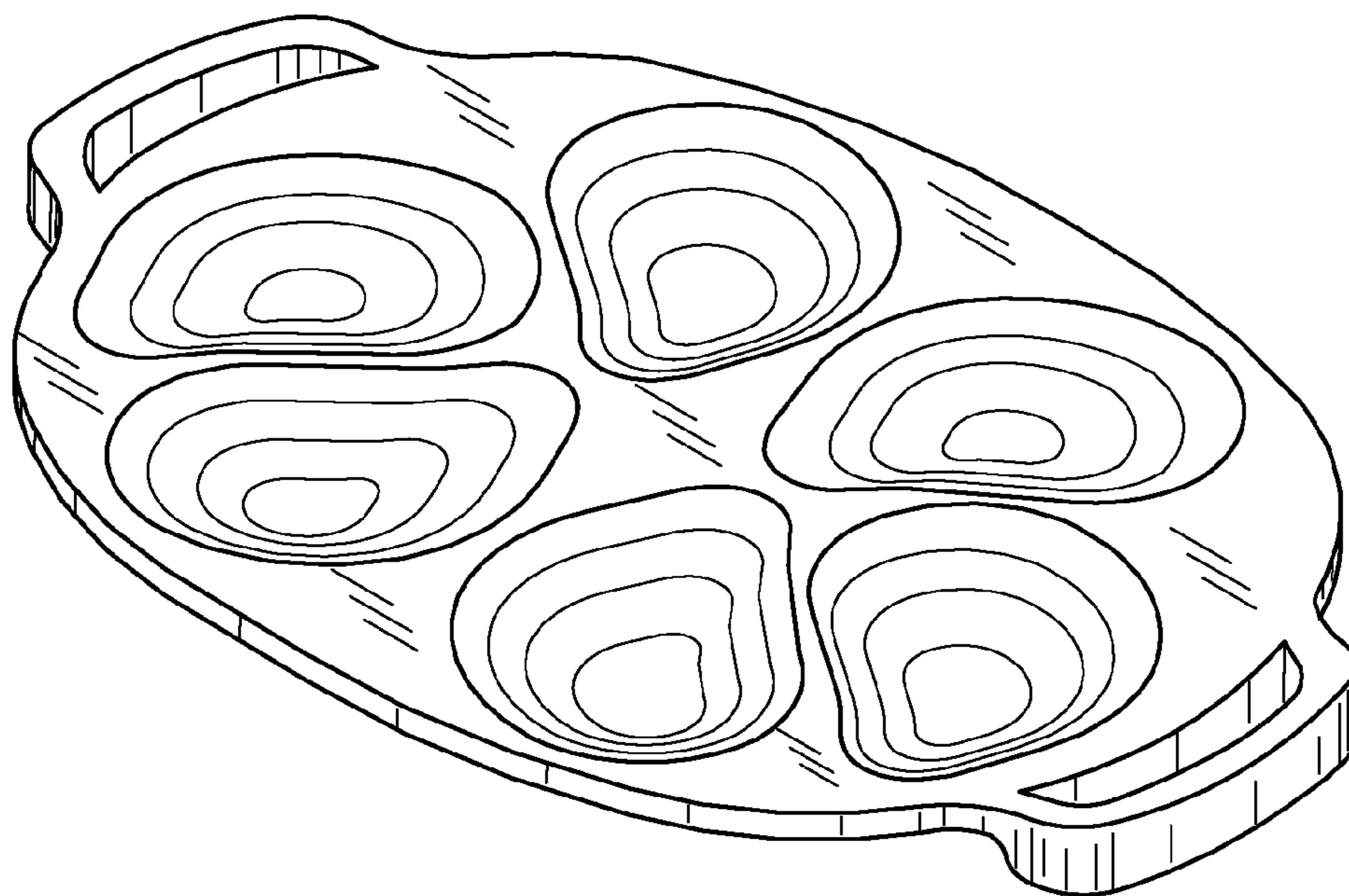


FIG. 1

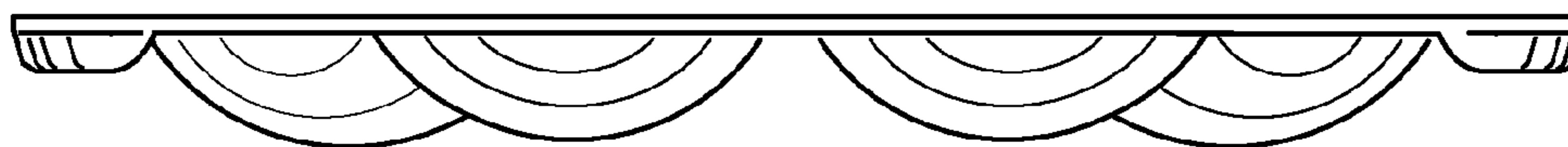


FIG. 2




FIG. 3

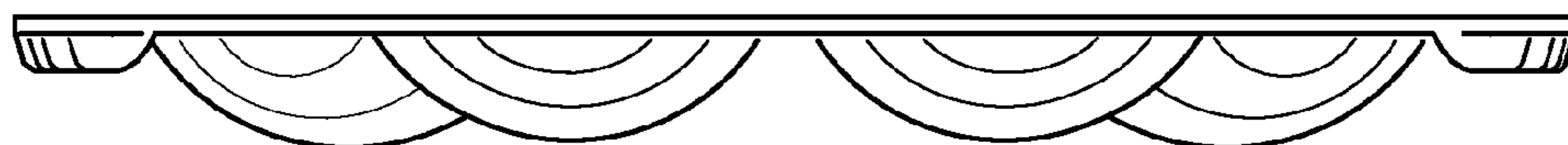


FIG. 4

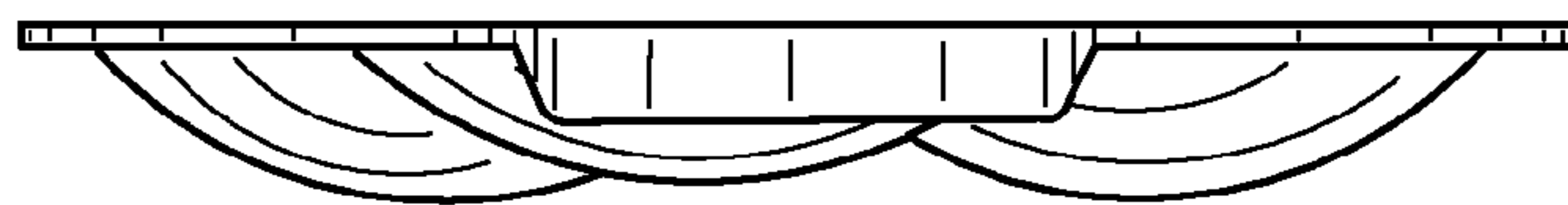


FIG. 5

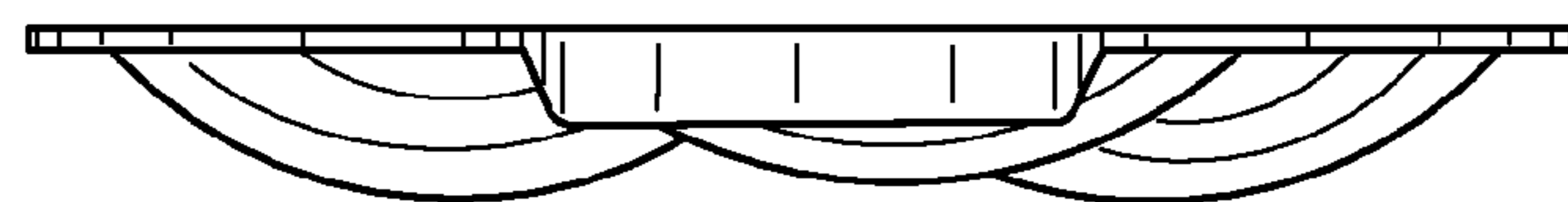


FIG. 6




FIG. 7