



US00D672595S

(12) **United States Design Patent**
Stevens

(10) **Patent No.:** **US D672,595 S**

(45) **Date of Patent:** **** Dec. 18, 2012**

(54) **DOORMAT WITH HOME PLATE DESIGN**

(76) Inventor: **James T. Stevens**, Peachtree, GA (US)

(**) Term: **14 Years**

(21) Appl. No.: **29/422,535**

(22) Filed: **May 22, 2012**

(51) **LOC (9) Cl.** **06-11**

(52) **U.S. Cl.** **D6/583**

(58) **Field of Classification Search** D5/30,
D5/47, 49, 58, 61-63, 99, 53, 57; D6/582,
D6/583, 588, 591, 592, 613, 615, 617, 619,
D6/620, 621; D12/203; D19/1, 5, 8; 4/581,
4/582, 583; 5/417, 420; 15/215, 238; 52/660;
428/85; D32/57; D14/489

See application file for complete search history.

(56) **References Cited**

U.S. PATENT DOCUMENTS

| | | | | |
|-----------|-----|---------|----------------|----------|
| 771,809 | A * | 10/1904 | Burnell | 15/215 |
| D60,854 | S * | 4/1922 | Ferguson | D6/582 |
| 1,887,477 | A * | 11/1932 | Slater | 428/85 |
| D200,695 | S * | 3/1965 | Boucher | D6/596 |
| 3,341,199 | A * | 9/1967 | Madsen | 473/499 |
| 4,201,817 | A * | 5/1980 | Duncan, Jr. | 428/141 |
| 4,502,232 | A * | 3/1985 | Broders | 33/527 |
| 4,516,668 | A * | 5/1985 | Grayek | 190/2 |
| 4,769,274 | A * | 9/1988 | Tellvik et al. | 428/218 |
| 4,856,779 | A * | 8/1989 | Wallendal | 473/497 |
| 5,069,951 | A * | 12/1991 | Egan | 428/172 |
| D339,560 | S * | 9/1993 | Byrd | D12/203 |
| D344,539 | S * | 2/1994 | Simmons | D19/1 |
| 5,419,945 | A * | 5/1995 | Lopez | 428/178 |
| 5,740,567 | A * | 4/1998 | Mitchell | 5/420 |
| D403,547 | S * | 1/1999 | Adkins | D6/582 |
| 5,922,428 | A * | 7/1999 | Pufahl | 428/42.1 |
| 6,103,326 | A * | 8/2000 | Kobayashi | 428/40.1 |

| | | | | |
|--------------|------|--------|-------------------------|----------|
| D457,373 | S * | 5/2002 | Prinzmetal | D6/582 |
| D462,091 | S * | 8/2002 | Lowder | D19/90 |
| D476,016 | S * | 6/2003 | Platz et al. | D14/489 |
| D478,452 | S * | 8/2003 | Kafka et al. | D6/583 |
| D495,748 | S * | 9/2004 | Leland | D20/29 |
| 6,846,537 | B2 * | 1/2005 | Wheatley et al. | 428/40.1 |
| D506,097 | S * | 6/2005 | Davis et al. | D6/588 |
| D596,195 | S * | 7/2009 | Wall et al. | D14/489 |
| 7,648,432 | B1 * | 1/2010 | Hall | 473/499 |
| D617,263 | S * | 6/2010 | Pitsolis | D12/608 |
| 8,021,733 | B2 * | 9/2011 | Carter-Patterson et al. | 428/64.1 |
| 2002/0037387 | A1 * | 3/2002 | Sweeney et al. | 428/43 |
| 2004/0005942 | A1 * | 1/2004 | Wang | 473/500 |
| 2004/0163179 | A1 * | 8/2004 | Trefethren et al. | 5/655 |
| 2008/0229501 | A1 * | 9/2008 | Hutchison | 5/420 |

(Continued)

Primary Examiner — Karen S Acker

(74) *Attorney, Agent, or Firm* — Todd Partners, P.C.; Jack D. Todd


(57) **CLAIM**

The ornamental design for a doormat with home plate design, as shown and described.

DESCRIPTION

FIG. 1 is a top perspective view of a doormat with home plate design of my new design;
FIG. 2 is a top plan view of the article of FIG. 1;
FIG. 3 is a bottom plan view of the article of FIG. 1;
FIG. 4 is a side view of the article of FIG. 1;
FIG. 5 is a front view of the article of FIG. 1; and,
FIG. 6 is a top plan view of a second embodiment of the doormat with home plate design of FIGS. 1-5.
The dashed lines showing optional elements in FIGS. 1-6 represent portions of the doormat with home plate design that form no part of the claimed design.

1 Claim, 5 Drawing Sheets



US D672,595 S

Page 2

| | | | |
|-----------------------|--------------------|--|---------------------|
| U.S. PATENT DOCUMENTS | | 2012/0177714 A1* 7/2012 Khoury et al. | 424/411 |
| 2011/0059830 A1* | 3/2011 Reese | 482/142 | |
| 2011/0183786 A1* | 7/2011 Chen | 473/500 | * cited by examiner |

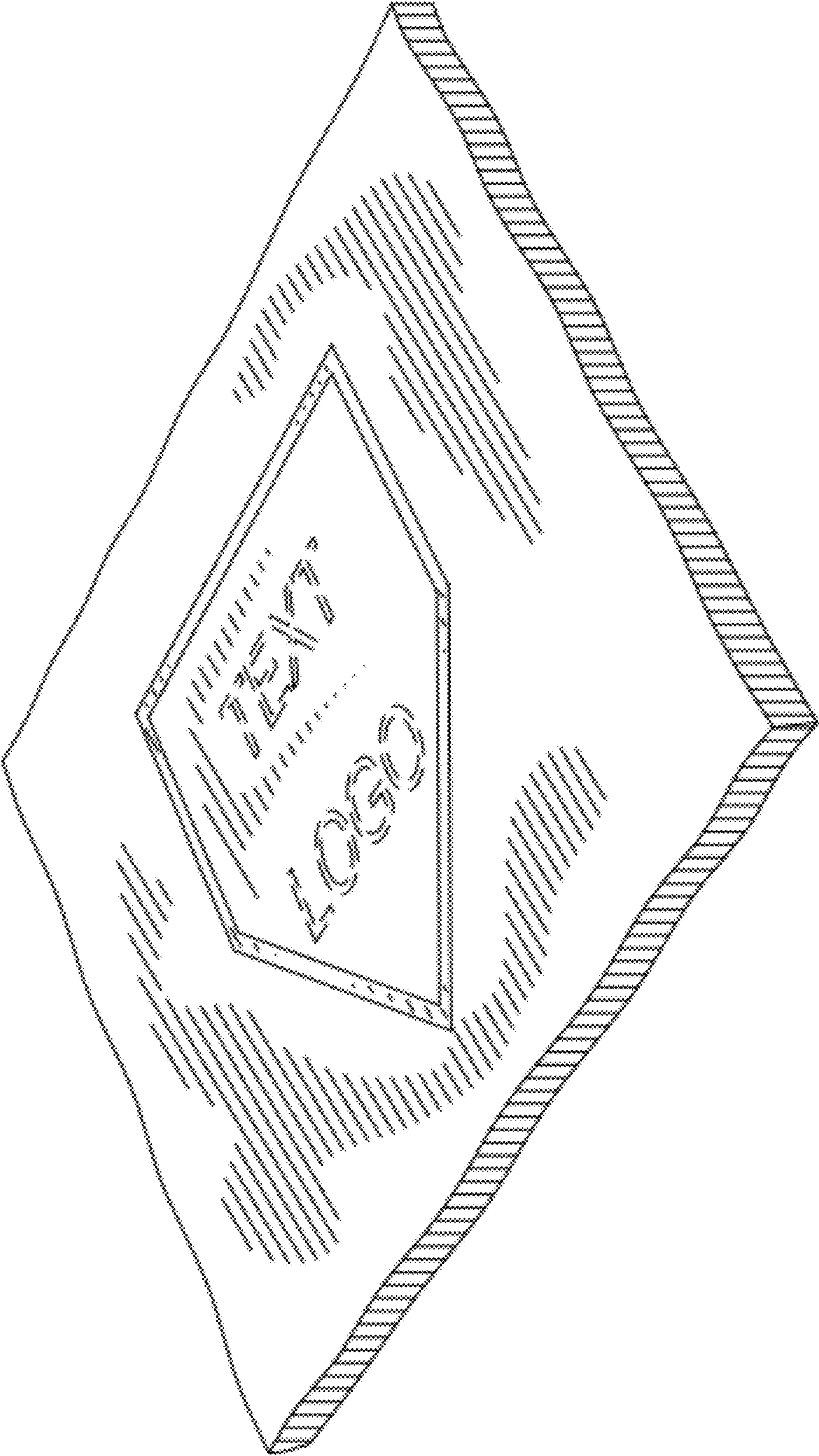


FIG. 1

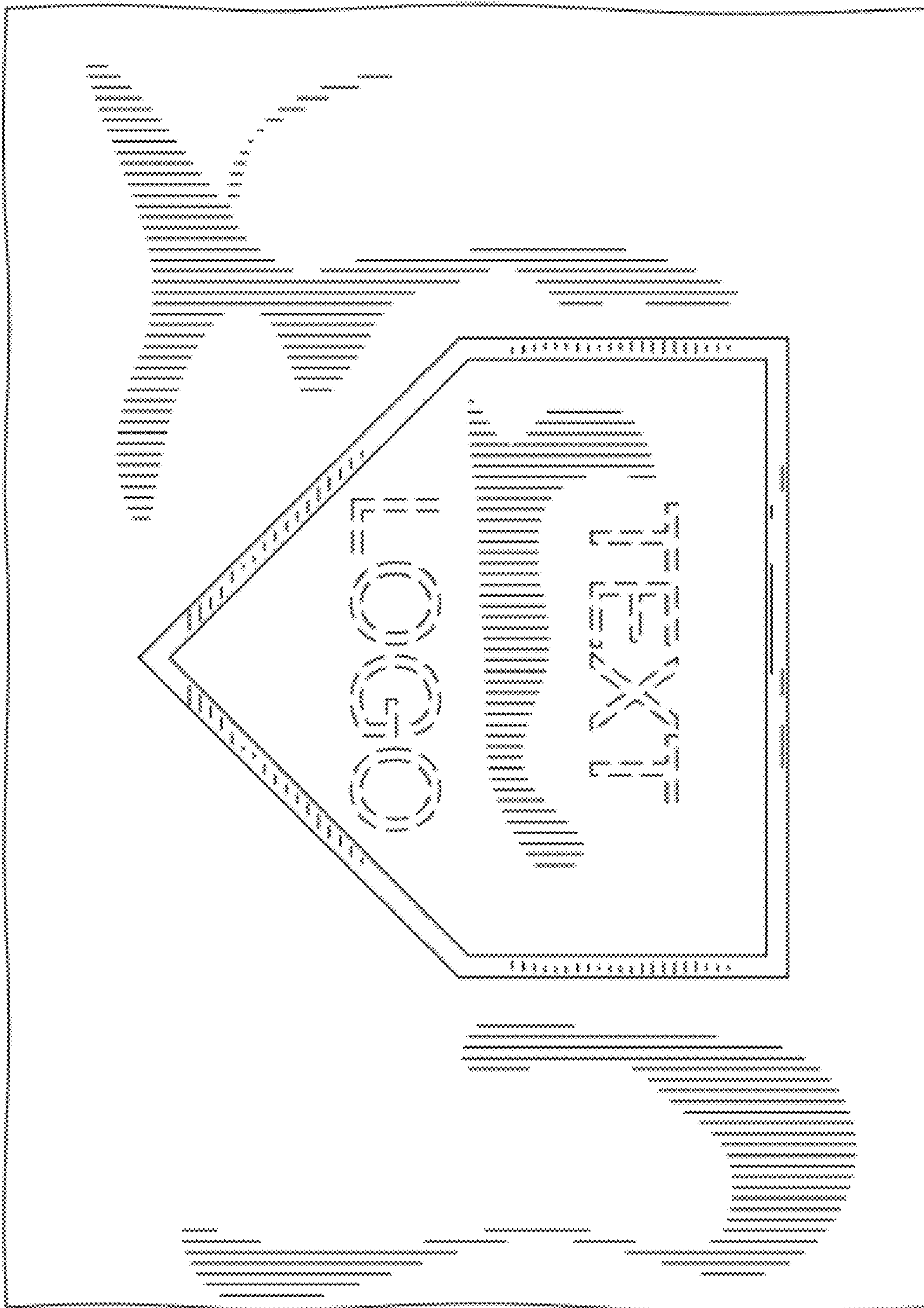


FIG. 2



FIG. 3




FIG. 4




FIG. 5

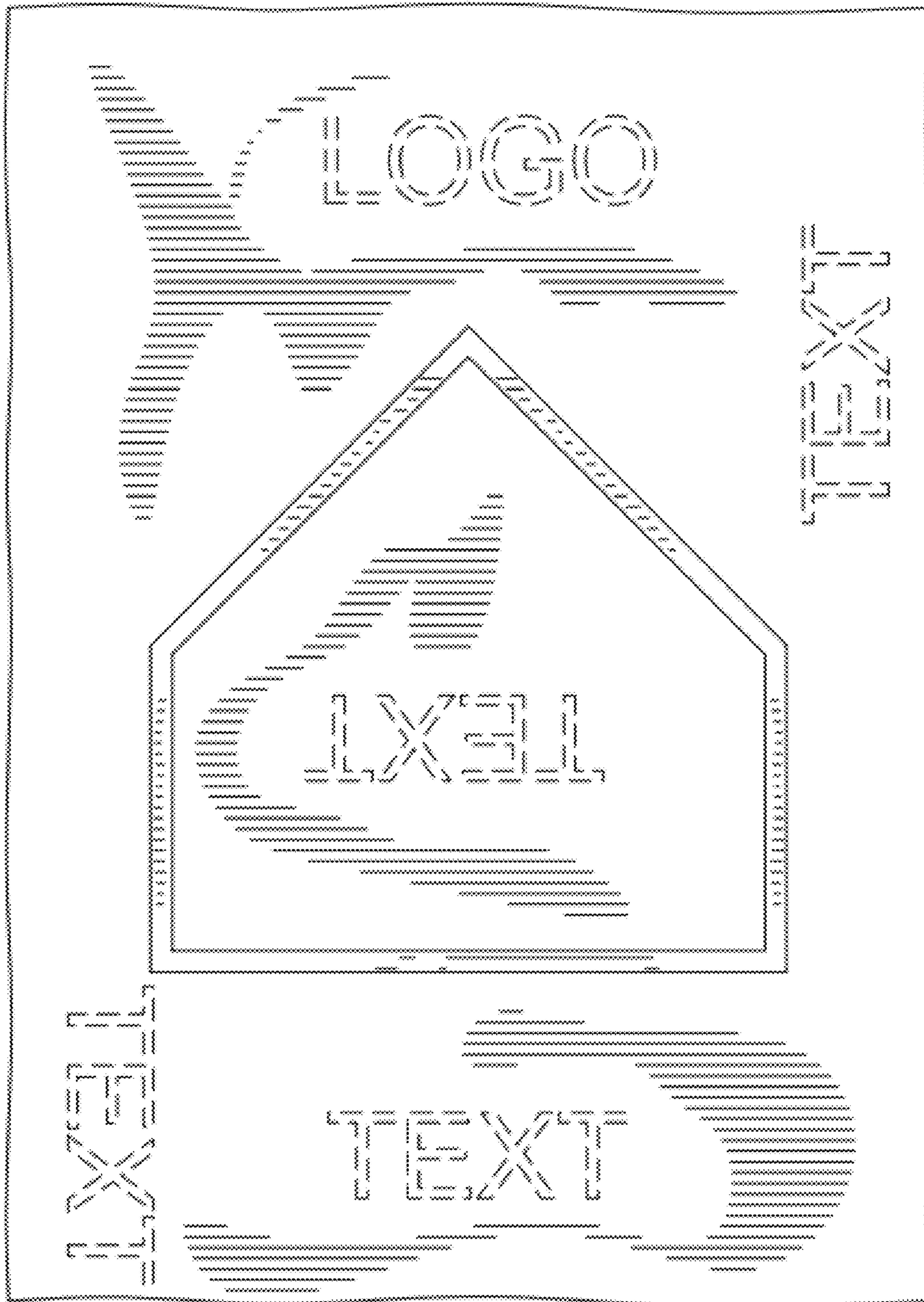


FIG. 6