



US00D672572S

(12) **United States Design Patent**
Carmon

(10) **Patent No.:** **US D672,572 S**
(45) **Date of Patent:** **** Dec. 18, 2012**

(54) **SEAT**

(75) Inventor: **Dor Carmon**, Herzliya (IL)

(73) Assignee: **Keter Plastic Ltd.**, Herzelyia (IL)

(**) Term: **14 Years**

(21) Appl. No.: **29/386,064**

(22) Filed: **Feb. 24, 2011**

(30) **Foreign Application Priority Data**

Aug. 25, 2010 (IL) 50016

(51) **LOC (9) Cl.** **06-01**

(52) **U.S. Cl.** **D6/375**

(58) **Field of Classification Search** D6/334-336,
D6/369-370, 374-376, 379-380, 500-502;
297/445.1, 446.1, 411.42, 411.45, 451.9,
297/452.63, 452.64

See application file for complete search history.

(56) **References Cited**

U.S. PATENT DOCUMENTS

D318,183 S *	7/1991	Fister, Jr.	D6/334
D329,543 S *	9/1992	Shields	D6/334
D354,633 S *	1/1995	Frinier	D6/369
D379,269 S *	5/1997	Hutton	D6/334
D410,800 S *	6/1999	Gomez	D6/369
D422,156 S *	4/2000	Black	D6/369
D422,422 S *	4/2000	Black	D6/369
D431,117 S *	9/2000	Hutton	D6/334
D431,383 S *	10/2000	Frinier	D6/369
D434,233 S *	11/2000	Frankel et al.	D6/334
D453,637 S *	2/2002	Kane	D6/381
D462,533 S *	9/2002	Popham et al.	D6/334
D466,312 S *	12/2002	Hutton	D6/334
D473,723 S *	4/2003	Pesso	D6/334
D485,688 S *	1/2004	Frinier et al.	D6/334
D491,378 S *	6/2004	Tyler	D6/369
D491,756 S *	6/2004	Nemeth	D6/492

D503,557 S *	4/2005	Erwin	D6/369
D529,729 S *	10/2006	Kreiss	D6/369
D533,365 S *	12/2006	Martin	D6/334
D536,541 S *	2/2007	Kreiss	D6/334
D549,470 S *	8/2007	Hutton	D6/334
D550,470 S *	9/2007	Wang	D6/369
D569,111 S *	5/2008	Swanson	D6/334
D580,664 S *	11/2008	Cramer et al.	D6/334
D586,131 S *	2/2009	Cramer et al.	D6/334
D600,034 S *	9/2009	White et al.	D6/369
D603,613 S *	11/2009	Wilson	D6/334
D640,479 S *	6/2011	Sempe	D6/375
D641,179 S *	7/2011	Drilling	D6/334
D643,224 S *	8/2011	Sofield	D6/334
D644,048 S *	8/2011	Blomstrom	D6/500
D650,605 S *	12/2011	Haimoff et al.	D6/369

* cited by examiner

Primary Examiner — Kelley Donnelly

(74) *Attorney, Agent, or Firm* — Nath, Goldberg & Meyer;
Jerald L. Meyer

(57) **CLAIM**

The ornamental design for a seat, as shown and described.

DESCRIPTION

FIG. 1 is a front perspective view of a first embodiment of a seat;
FIG. 2 is a front view thereof;
FIG. 3 is a rear view thereof;
FIG. 4 is a left side view thereof;
FIG. 5 is a right side view thereof;
FIG. 6 is a top view thereof;
FIG. 7 is a front perspective view of a second embodiment of a seat;
FIG. 8 is a front view thereof;
FIG. 9 is a rear view thereof;
FIG. 10 is a left side view thereof;
FIG. 11 is a right side view thereof; and,
FIG. 12 is a top view thereof.

1 Claim, 12 Drawing Sheets






FIG. 1




FIG. 2



FIG. 3



FIG. 4




FIG. 5




FIG. 6




FIG. 7




FIG. 8




FIG. 9




FIG. 10




FIG. 11



FIG. 12