



US00D672537S

(12) **United States Design Patent**
Birmingham

(10) **Patent No.:** **US D672,537 S**

(45) **Date of Patent:** **** Dec. 18, 2012**

(54) **SHOE COVER**

(76) Inventor: **McCann Dwayne Birmingham**, New Britain, CT (US)

(**) Term: **14 Years**

(21) Appl. No.: **29/316,144**

(22) Filed: **Aug. 27, 2009**

Related U.S. Application Data

(63) Continuation-in-part of application No. 29/310,085, filed on Aug. 21, 2008, now abandoned.

(51) **LOC (9) Cl.** **02-04**

(52) **U.S. Cl.** **D2/909**

(58) **Field of Classification Search** D2/901, D2/902, 906, 909, 910, 914, 915; 36/7.1 R, 36/113, 114, 126-130, 132, 2 R, 1.5, 58.5
See application file for complete search history.

(56) **References Cited**

U.S. PATENT DOCUMENTS

D33,447	S	*	10/1900	Sadler	D24/192
D65,184	S	*	7/1924	Guinzburg	D2/901
4,187,844	A	*	2/1980	Caprio, Jr.	602/65
4,440,158	A	*	4/1984	Shapiro	602/27
D357,345	S	*	4/1995	Cheatwood et al.	D2/901
5,464,384	A	*	11/1995	Cromartie	602/27
D453,062	S	*	1/2002	Hall	D2/911
D601,708	S	*	10/2009	Reinhardt et al.	D24/192

D619,338	S	*	7/2010	Teichert et al.	D2/901
D619,339	S	*	7/2010	Teichert et al.	D2/901
7,967,768	B2	*	6/2011	Watts	602/27

* cited by examiner

Primary Examiner — Robert M Spear

Assistant Examiner — Rashida C McCoy

(74) *Attorney, Agent, or Firm* — Steven M. McHugh

(57) **CLAIM**

I claim the ornamental design for a shoe cover, as shown.

DESCRIPTION

FIG. 1 is a top plan view of a shoe cover, showing my new design.

FIG. 2 is a bottom plan view of the shoe cover of FIG. 1, showing the heel opening.

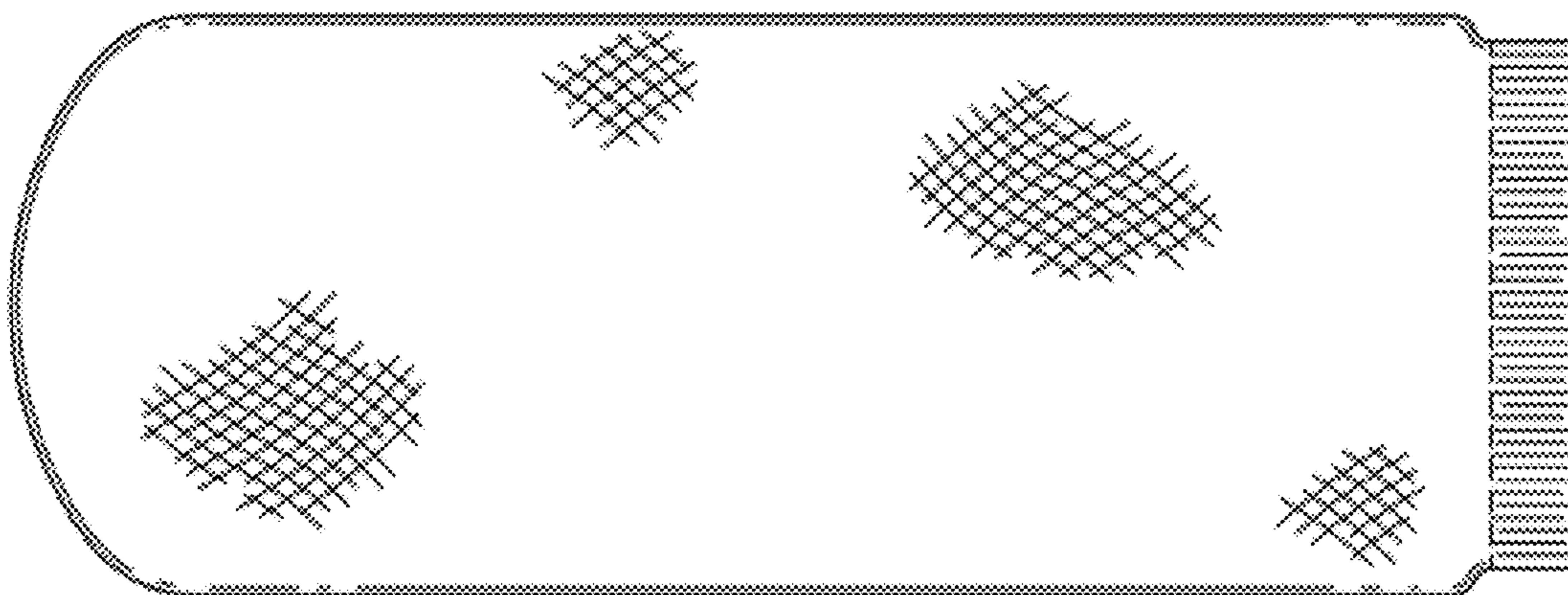
FIG. 3 is a side view of the shoe cover of FIG. 1.

FIG. 4 is a side view of the shoe cover of FIG. 1 associated with a foot and shoe of a wearer, where the size of the heel opening is dependent upon the size of the shoe; and,

FIG. 5 is a side view of the shoe cover of FIG. 1 associated with a leg and shoe of a wearer, where the size of the heel opening is dependent upon the size of the shoe.

It should be understood that the flexible nature of the claimed design will result in a variety of appearances when worn over a shoe, as best exemplified in FIG. 4 and FIG. 5. The broken lines in the drawings illustrate unclaimed environmental structure.

1 Claim, 3 Drawing Sheets






FIG. 1

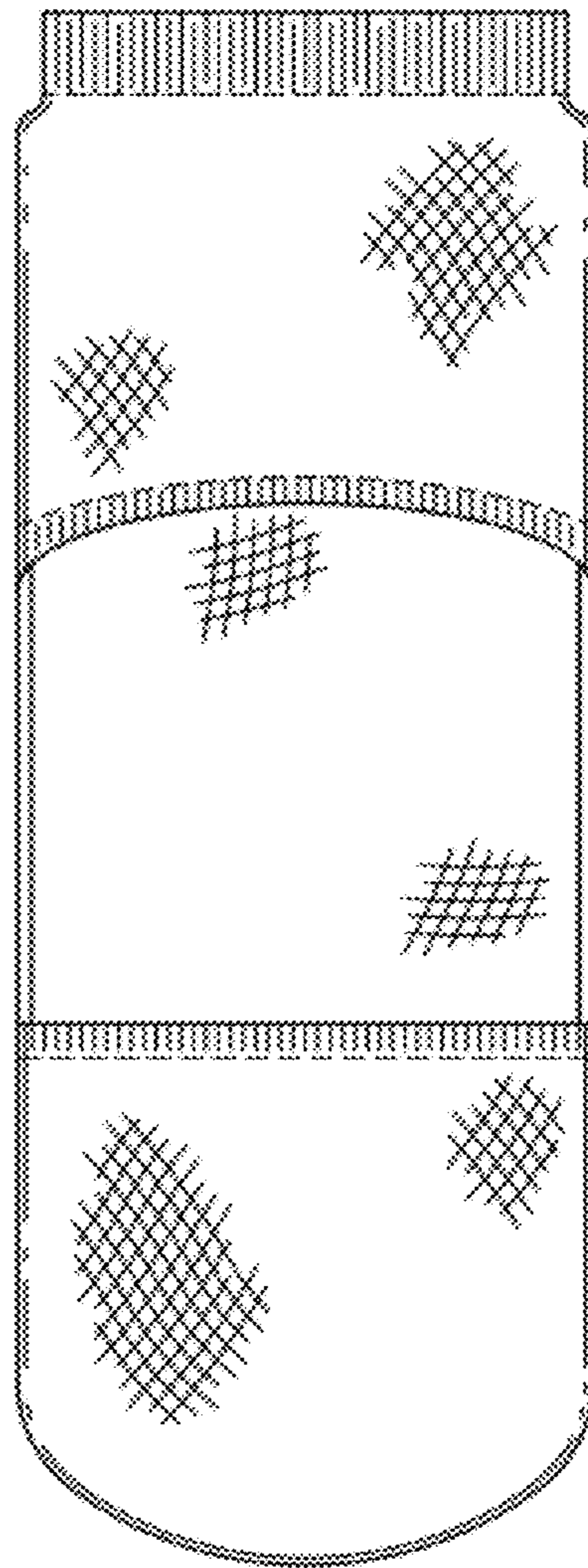


FIG. 2



FIG. 3

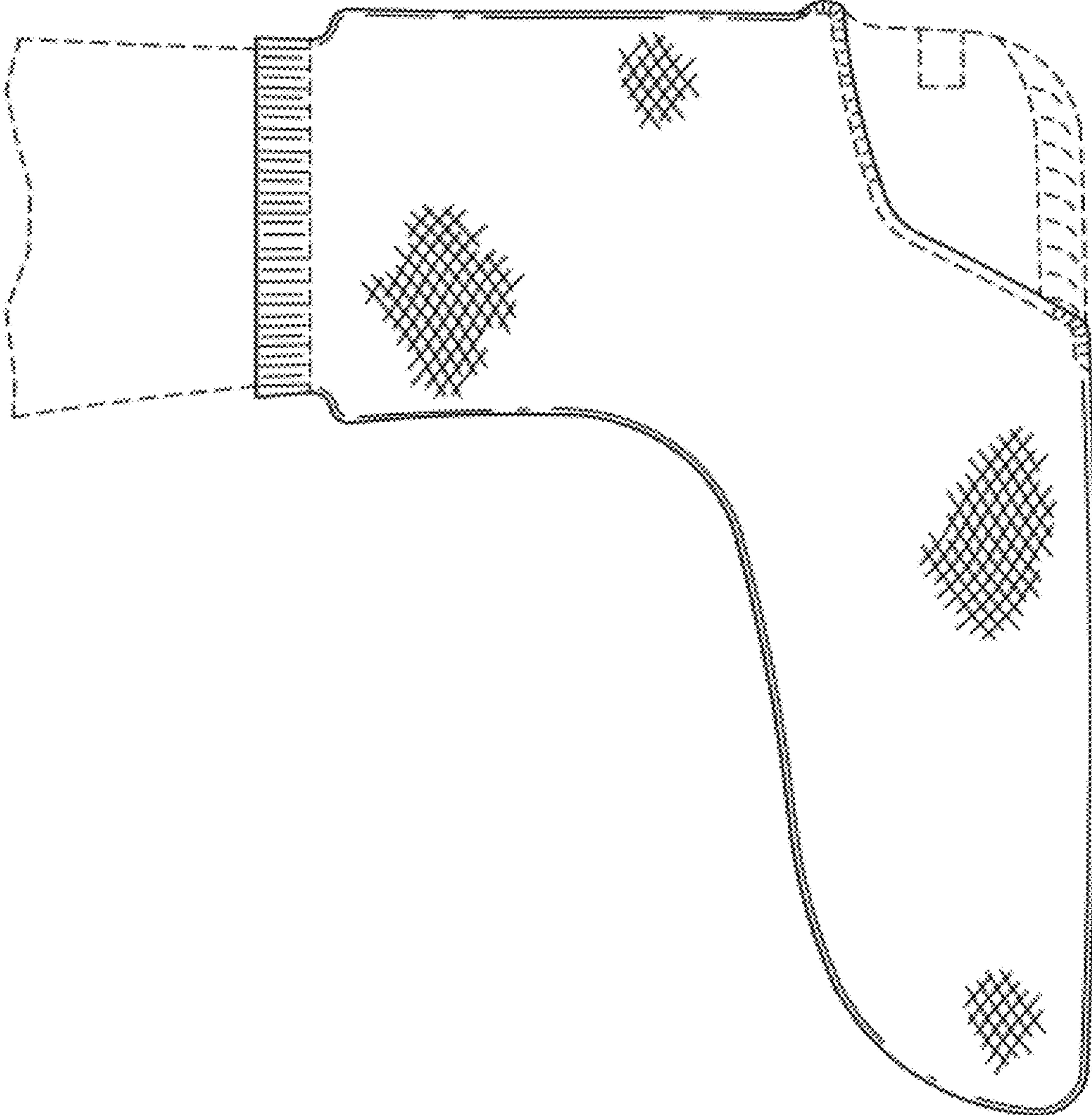


FIG. 4

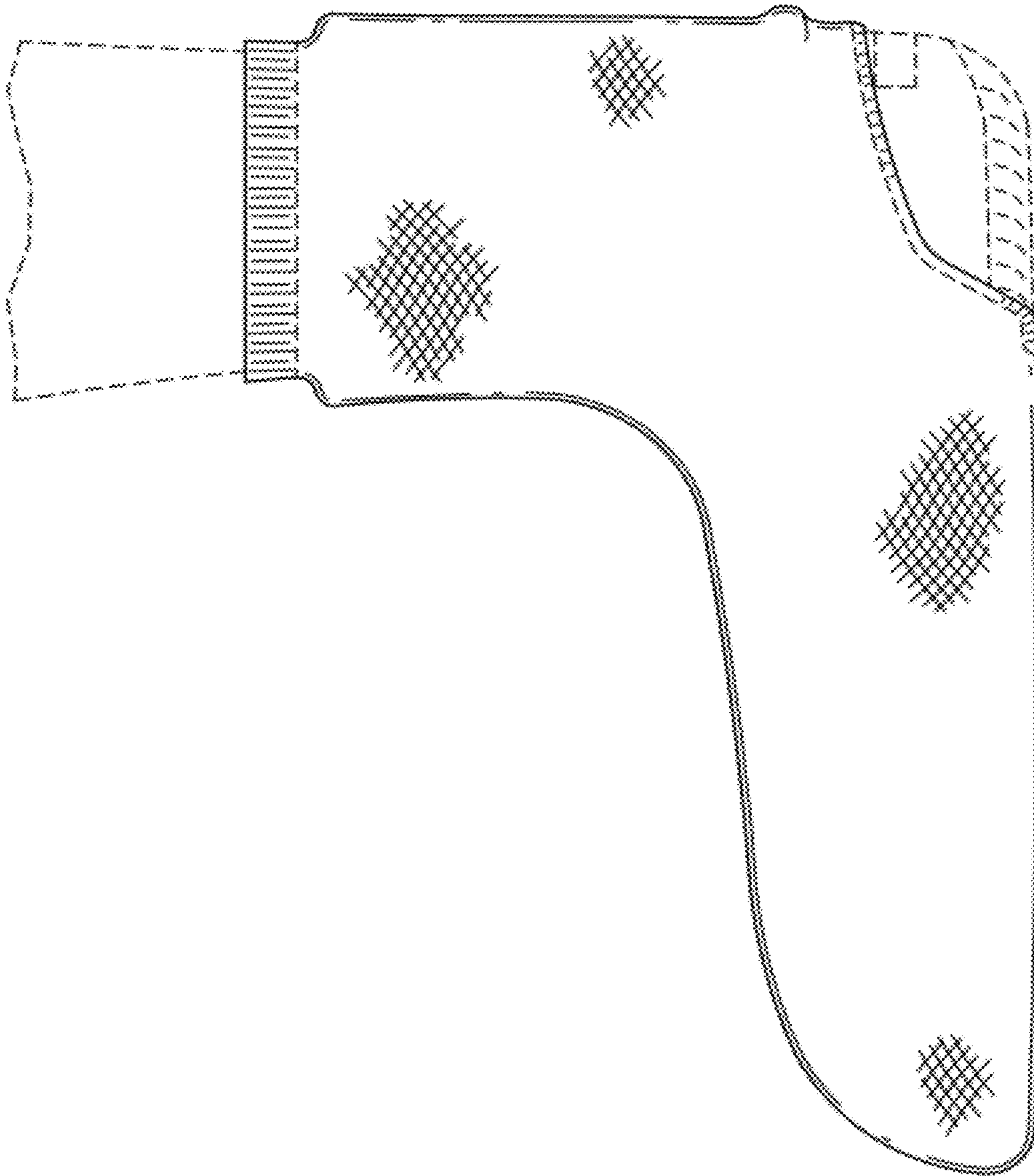


FIG. 5