

US00D672536S

(12) **United States Design Patent**
Eggert et al.

(10) **Patent No.:** **US D672,536 S**
(45) **Date of Patent:** **** Dec. 18, 2012**

(54) **SHOE**

(75) Inventors: **Mark Eggert**, New York, NY (US);
Kevin Yoon, New York, NY (US); **Gi Ho Rim**, New York, NY (US)

(73) Assignee: **Fila Luxembourg S.A.R.L.**,
Luxembourg (LU)

(**) Term: **14 Years**

(21) Appl. No.: **29/392,345**

(22) Filed: **May 19, 2011**

Related U.S. Application Data

(63) Continuation of application No. 29/380,701, filed on Dec. 9, 2010, now Pat. No. Des. 639,535.

(51) **LOC (9) Cl.** **02-04**

(52) **U.S. Cl.** **D2/899**

(58) **Field of Classification Search** D2/897,
D2/898-900, 903, 907, 94, 948, 969, 972-974;
36/45, 50.1, 83, 77 M, 77 R, 88, 113, 114,
36/126-131

See application file for complete search history.

(56) **References Cited**

U.S. PATENT DOCUMENTS

1,090,731 A 3/1914 Linderg
1,772,179 A * 8/1930 Finkelstein 602/30
2,952,082 A * 9/1960 Murray 36/154
3,013,564 A * 12/1961 Levey 36/170

3,128,763 A * 4/1964 Langenfeld et al. 128/894
3,967,390 A * 7/1976 Anfruns 36/94
D259,296 S * 5/1981 Meyer D2/899
D278,608 S 4/1985 Thompson
D295,114 S 4/1988 Horne
D321,971 S * 12/1991 Bajork D2/899
5,774,898 A * 7/1998 Malpee 2/239
5,913,592 A 6/1999 Moore
D489,515 S 5/2004 Ganim, II et al.
7,082,703 B2 8/2006 Greene et al.
D579,181 S 10/2008 Swanson et al.
D582,134 S 12/2008 Von Conta et al.
D586,982 S 2/2009 Fliri
7,805,860 B2 10/2010 Fliri
2005/0091729 A1 5/2005 Alley

* cited by examiner

Primary Examiner — Robert M Spear

Assistant Examiner — Rashida C McCoy

(74) *Attorney, Agent, or Firm* — Arent Fox LLP

(57) **CLAIM**

The ornamental design for a shoe, as shown and described.

DESCRIPTION

FIG. 1 is a perspective view of a shoe showing our new design;


FIG. 2 is a top plan view of the design shown in FIG. 1;

FIG. 3 is a side elevation view of the design shown in FIG. 1; and,

FIG. 4 is a front elevation view of the design shown in FIG. 1.

The broken lines in the drawings illustrate unclaimed environmental structure.

1 Claim, 4 Drawing Sheets



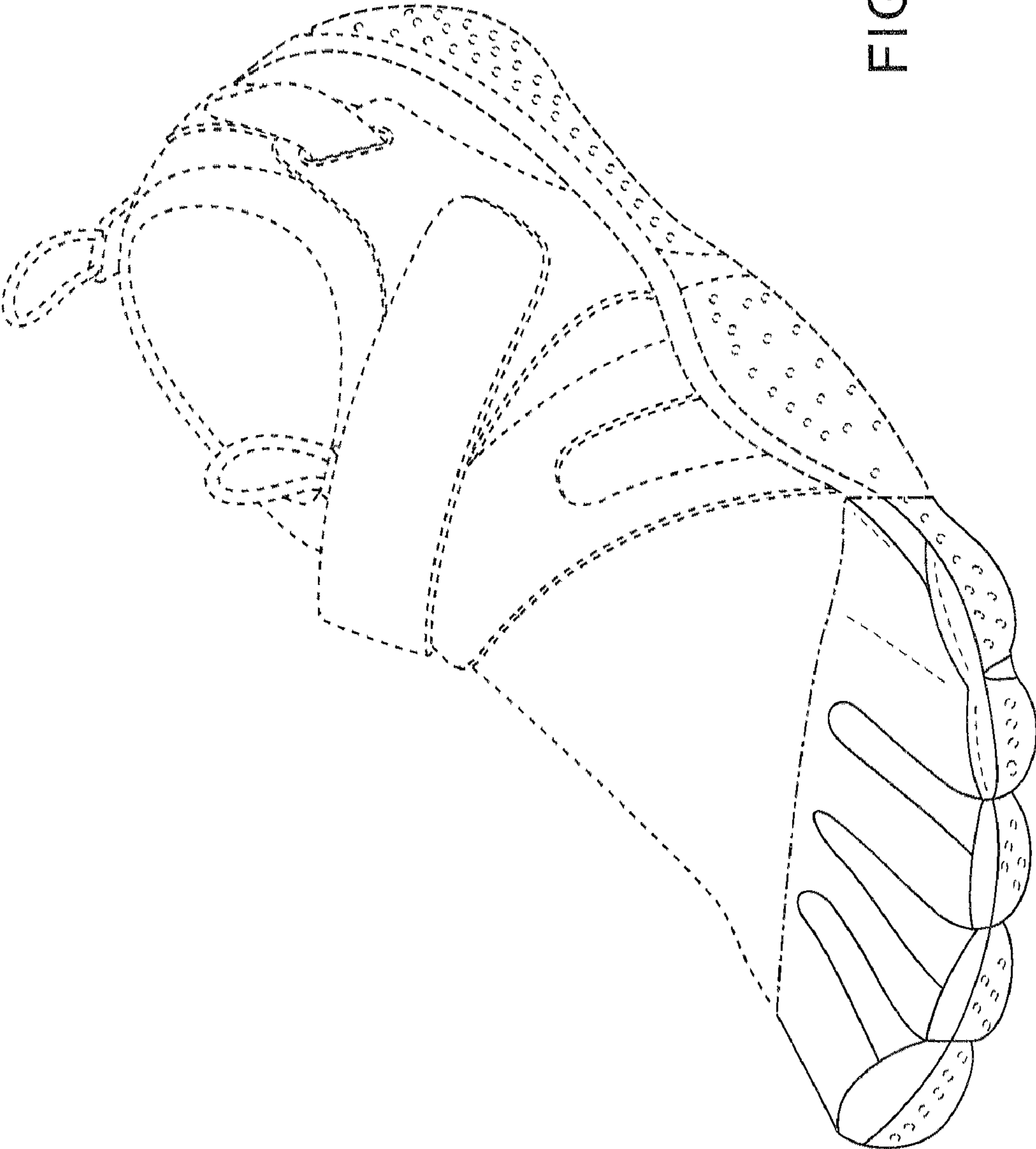


FIG.1

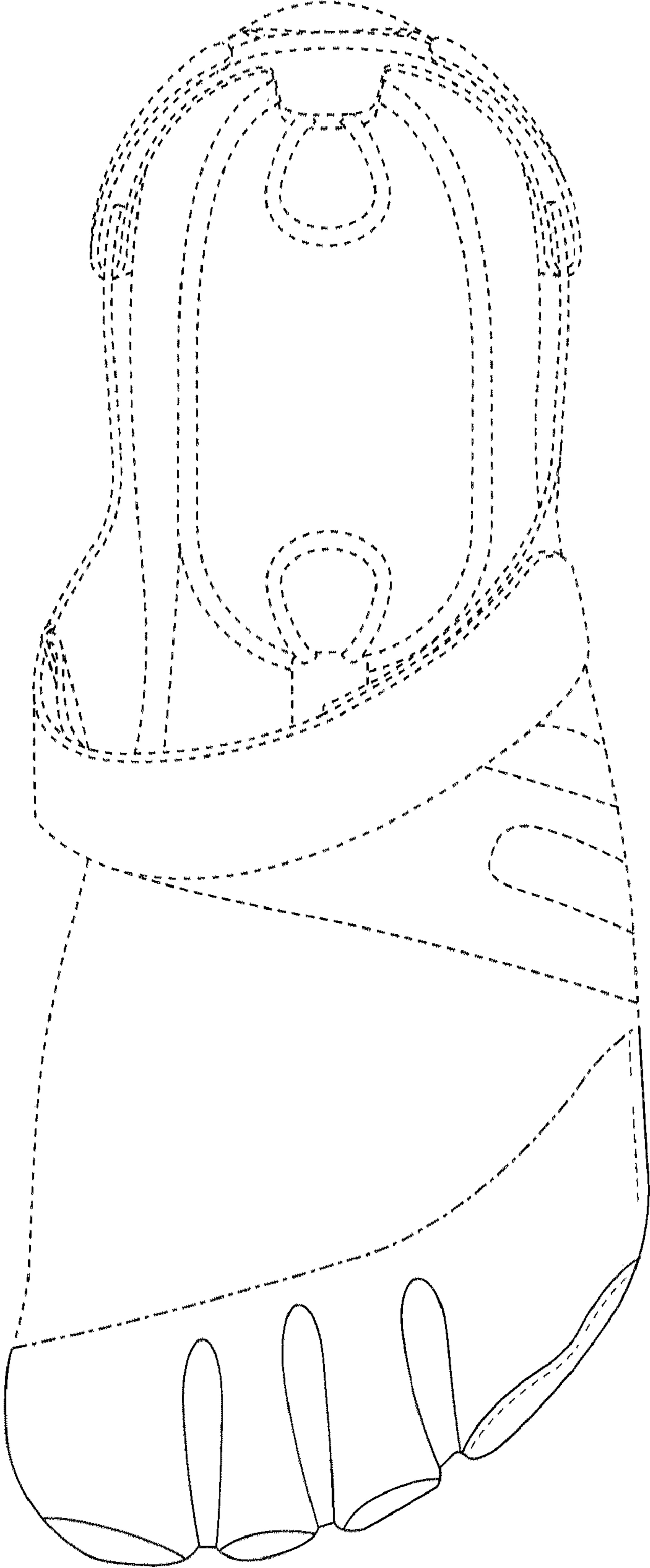


FIG. 2

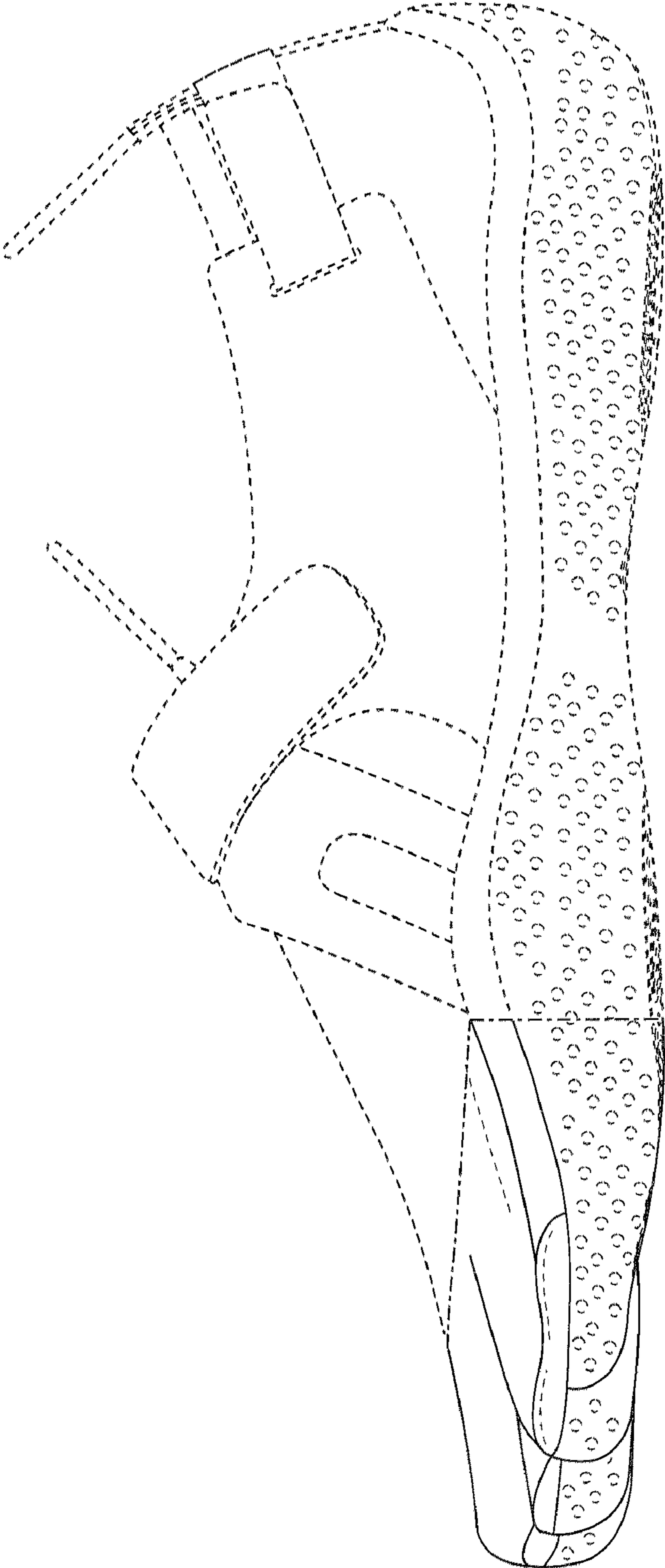


FIG.3

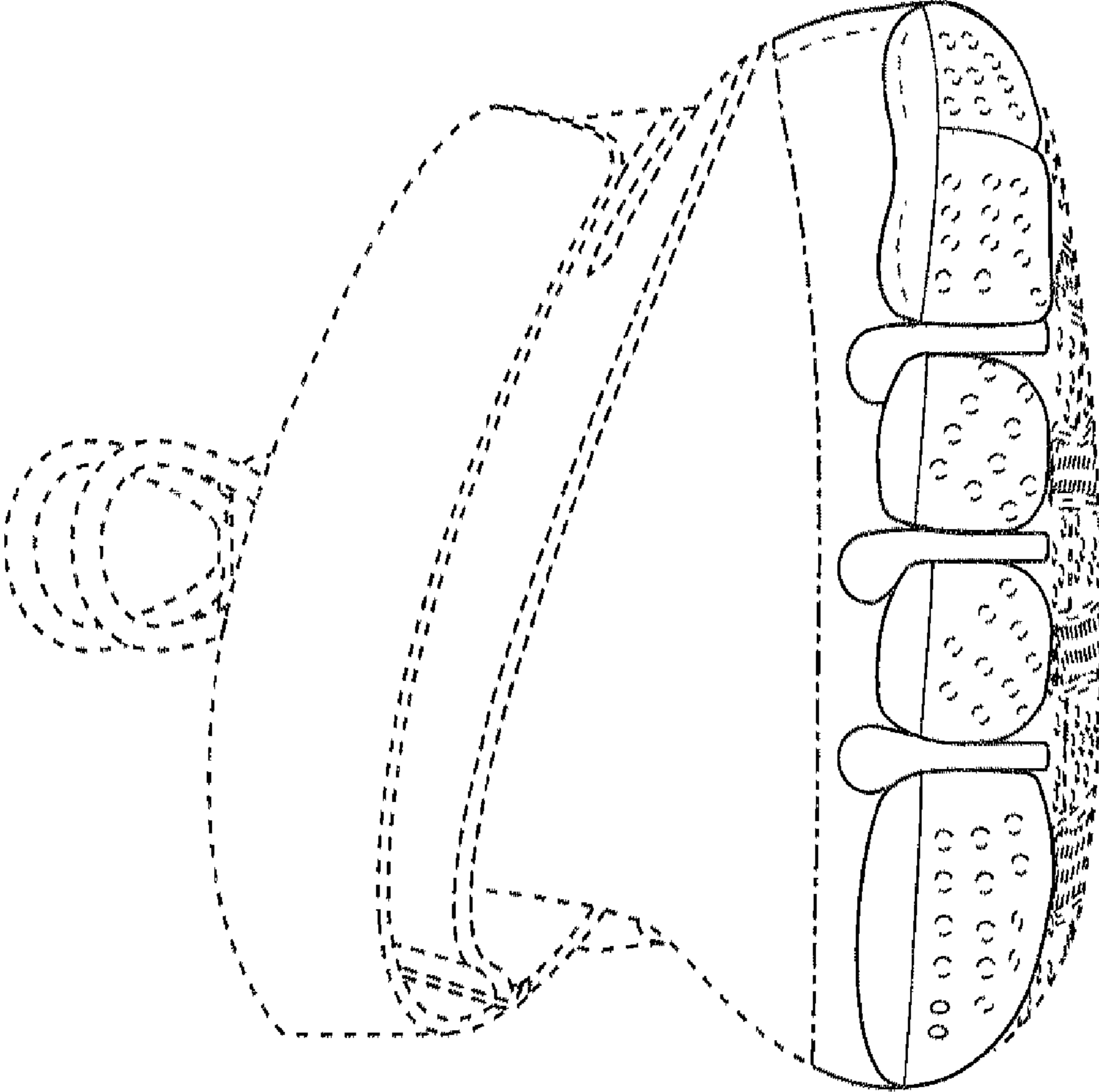


FIG.4