



US00D672510S

(12) **United States Design Patent**
Hamazaki

(10) **Patent No.:** **US D672,510 S**

(45) **Date of Patent:** **** Dec. 11, 2012**

(54) **FALSE EYELASH**

(75) Inventor: **Masaaki Hamazaki**, Tokyo (JP)

(73) Assignee: **Takumi Import Co., Ltd.**, Tokyo (JP)

(**) Term: **14 Years**

(21) Appl. No.: **29/424,379**

(22) Filed: **Jun. 12, 2012**

(51) **LOC (9) Cl.** **28-04**

(52) **U.S. Cl.** **D28/92**

(58) **Field of Classification Search** D28/39-43,
D28/92, 93; 132/53-56, 201
See application file for complete search history.

(56) **References Cited**

U.S. PATENT DOCUMENTS

3,516,422	A *	6/1970	Bechtold et al.	132/53
3,833,007	A *	9/1974	Jacobs	132/53
4,299,242	A *	11/1981	Choe	132/53
D632,018	S *	2/2011	Nguyen	D28/92
D632,019	S *	2/2011	Nguyen	D28/92
8,113,218	B2 *	2/2012	Nguyen	132/201
2010/0170526	A1 *	7/2010	Nguyen	132/201

* cited by examiner

Primary Examiner — Zenia Bennett

(74) *Attorney, Agent, or Firm* — Arent Fox LLP

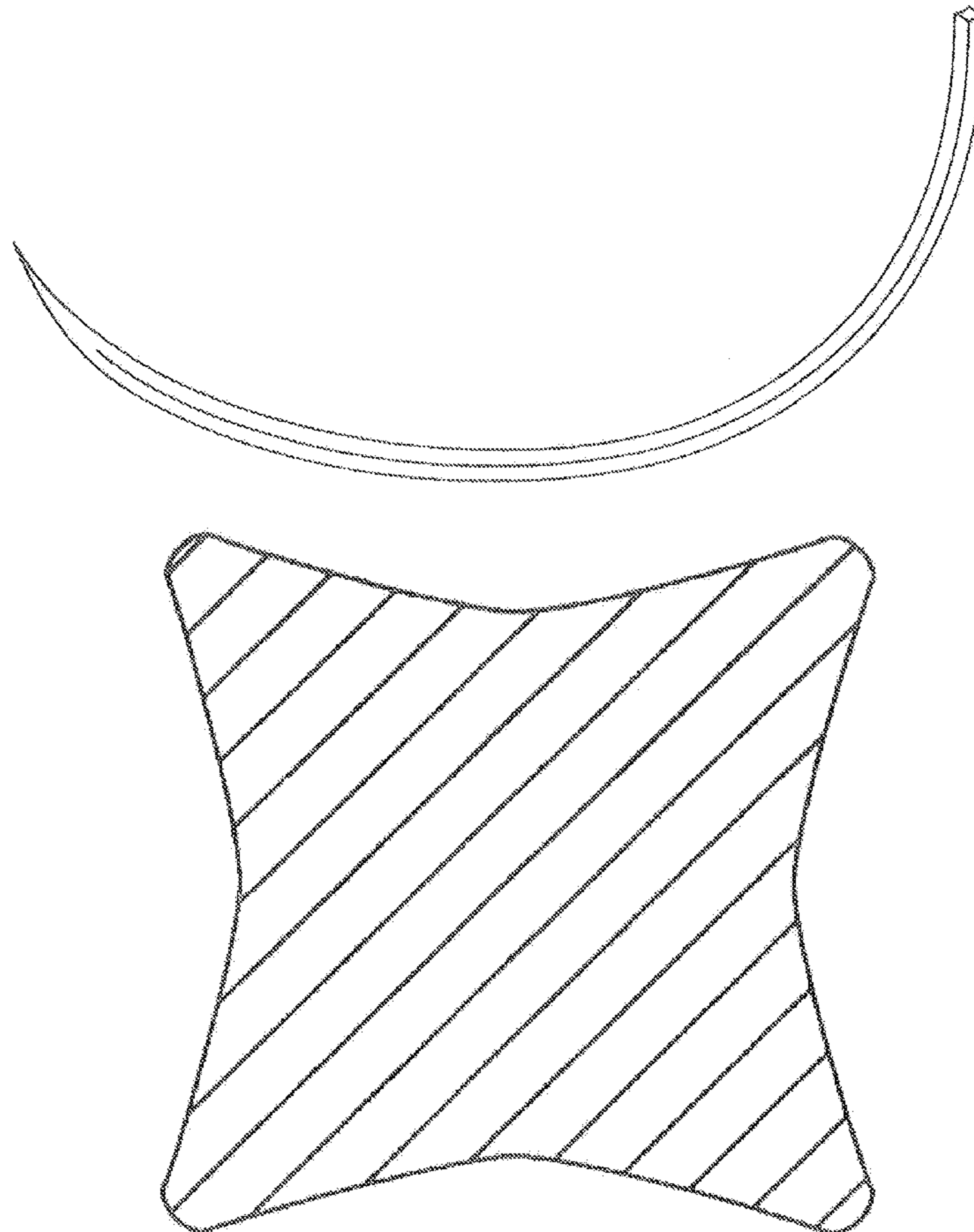
(57) **CLAIM**

The ornamental design for a false eyelash, as shown and described.

DESCRIPTION

FIG. 1 is a perspective view of a false eyelash showing my new design;
 FIG. 2 is a top view of the design shown in FIG. 1;
 FIG. 3 is a bottom view of the design shown in FIG. 1;
 FIG. 4 is a left side view of the design shown in FIG. 1;
 FIG. 5 is a right side view of the design shown in FIG. 1;
 FIG. 6 is another perspective view of a design shown in FIG. 1;
 FIG. 7 is a cross-sectional view of the design shown in FIG. 1, according to line A-A indicating the contour of the exterior surface of the claimed design; and,
 FIG. 8 is a cross-sectional view of the design shown in FIG. 1, according to line B-B indicating the contour of exterior surface of the claimed design.

1 Claim, 8 Drawing Sheets



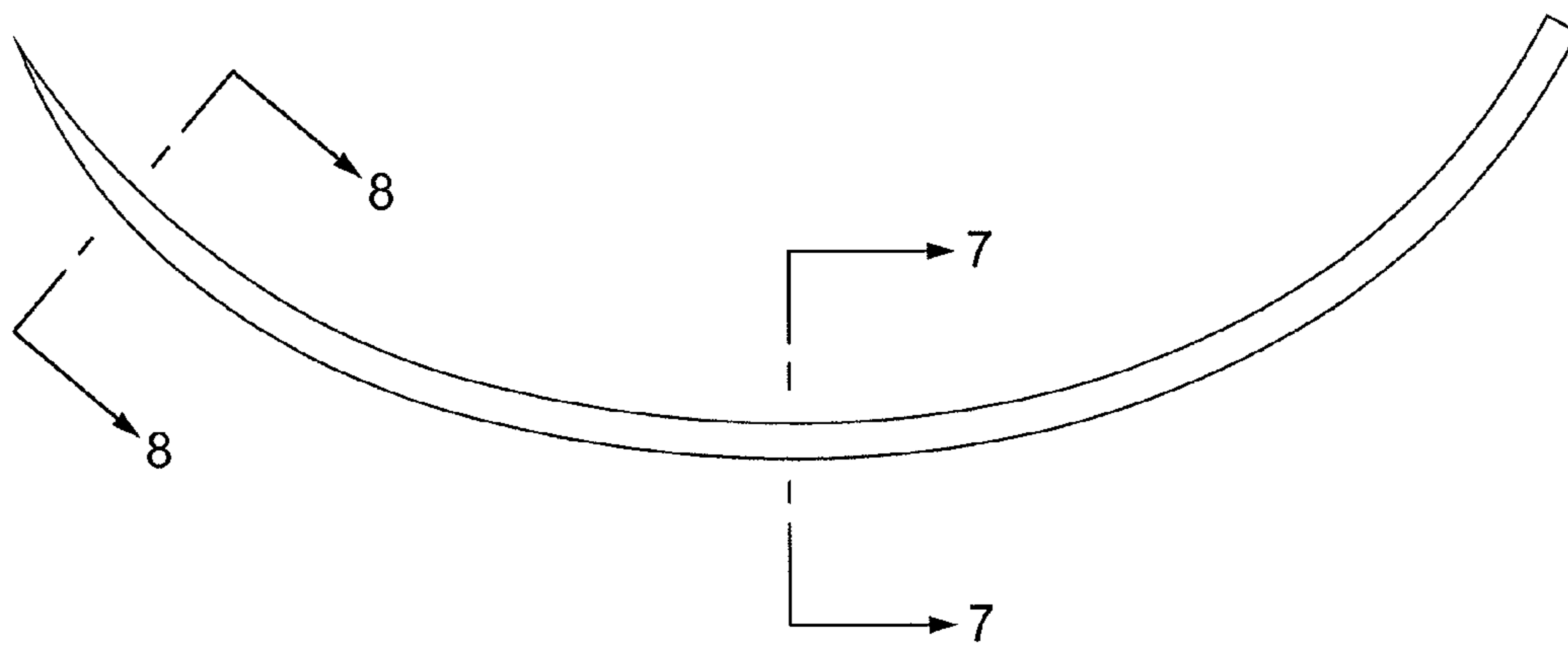


FIGURE 1




FIGURE 2




FIGURE 3



FIGURE 4



FIGURE 5




FIGURE 6

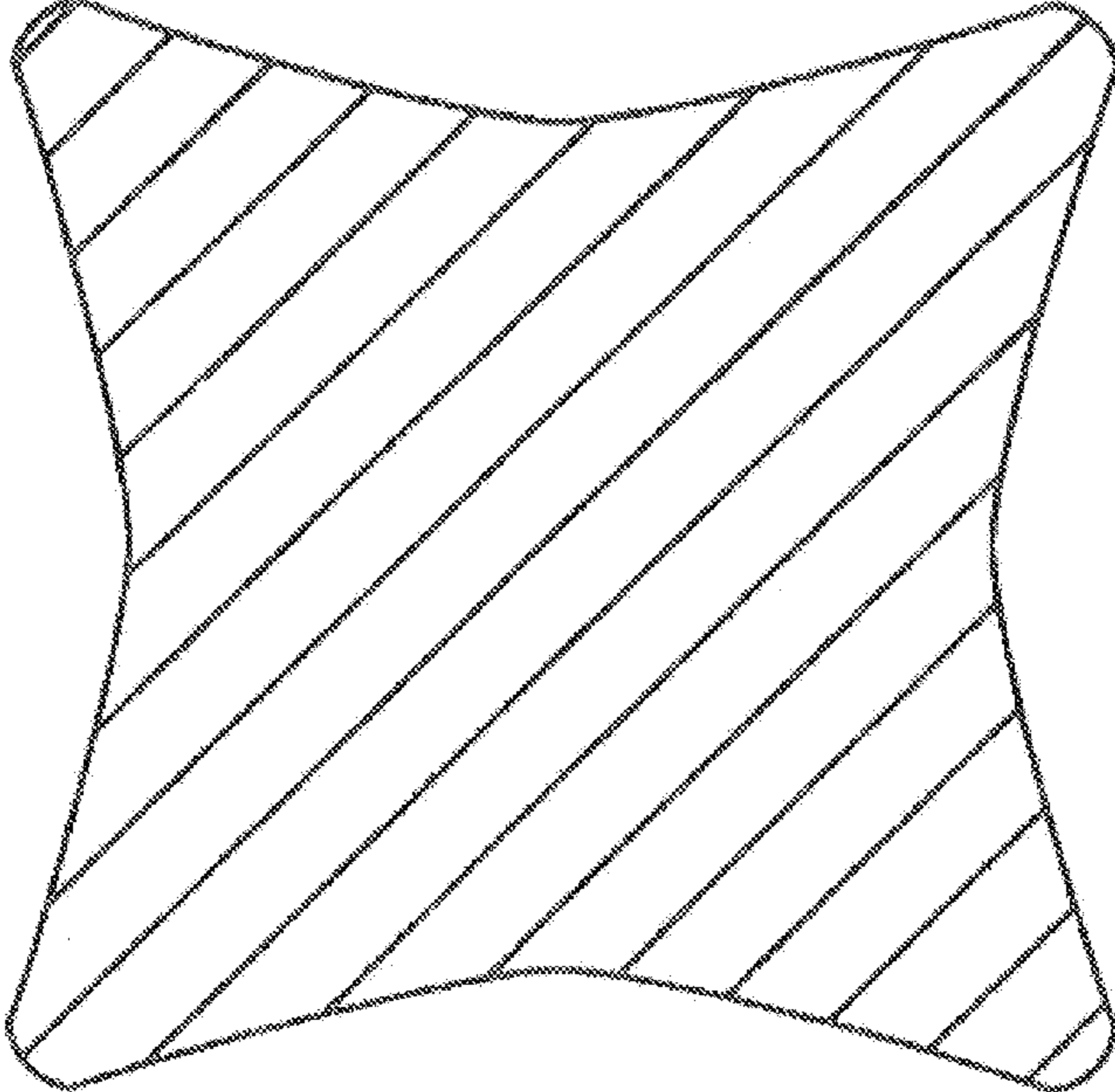


FIGURE 7

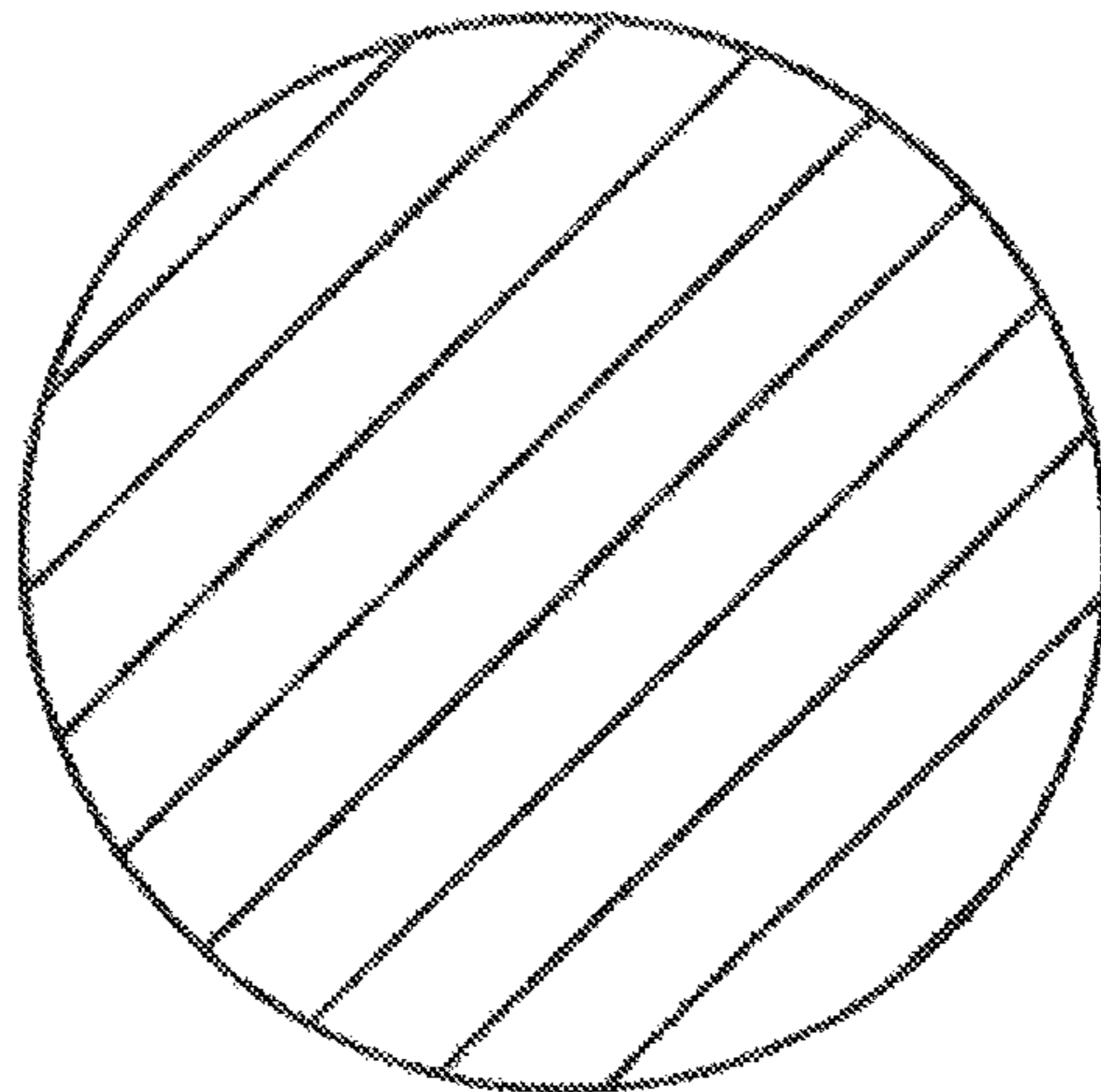


FIGURE 8

UNITED STATES PATENT AND TRADEMARK OFFICE
CERTIFICATE OF CORRECTION

PATENT NO. : D672,510 S
APPLICATION NO. : 29/424379
DATED : December 11, 2012
INVENTOR(S) : Masaaki Hamazaki

Page 1 of 1

It is certified that error appears in the above-identified patent and that said Letters Patent is hereby corrected as shown below:

Title Page -

Insert the following:

-- (30) **Foreign Application Priority Data**

Jan. 26, 2012 (JP) 2012-001458 --.

In the Description of the Drawings -

Please delete the description of FIG. 7 and FIG. 8 in their entirety and substitute therefor

-- FIG. 7 is a cross-sectional view of the design shown in FIG. 1, according to line 7-7 indicating the contour of the exterior surface of the claimed design; and

FIG. 8 is a cross-sectional view of the design shown in FIG. 1, according to line 8-8 indicating the contour of the exterior surface of the claimed design. --

Signed and Sealed this
Sixteenth Day of April, 2013



Teresa Stanek Rea
Acting Director of the United States Patent and Trademark Office