



US00D672509S

(12) **United States Design Patent**  
**Mazzulla**

(10) **Patent No.:** **US D672,509 S**

(45) **Date of Patent:** **\*\* Dec. 11, 2012**

(54) **HAIR EXTENSION BRAIDS**

(76) Inventor: **Nadine Mazzulla**, North Las Vegas, NV  
(US)

(\*\*) Term: **14 Years**

(21) Appl. No.: **29/401,867**

(22) Filed: **Sep. 16, 2011**

**Related U.S. Application Data**

(66) Substitute for application No. 29/376,431, filed on  
Oct. 6, 2010, now abandoned.

(51) **LOC (9) Cl.** ..... **28-04**

(52) **U.S. Cl.** ..... **D28/92**

(58) **Field of Classification Search** ..... D28/40,  
D28/92, 93; 132/53–56, 201  
See application file for complete search history.

(56) **References Cited**

**U.S. PATENT DOCUMENTS**

5,881,736	A	*	3/1999	Turner et al.	.....	132/200
D432,718	S	*	10/2000	Sartena	.....	D28/40
D432,733	S	*	10/2000	Sartena	.....	D28/92
D432,736	S	*	10/2000	Sartena	.....	D28/92
D434,184	S	*	11/2000	Acker	.....	D28/41
D435,696	S	*	12/2000	Sartena	.....	D28/92

D435,940	S	*	1/2001	Sartena	.....	D28/92
D437,665	S	*	2/2001	Sartena	.....	D28/92
D438,672	S	*	3/2001	Sartena	.....	D28/40
6,305,386	B1	*	10/2001	Wochadlo	.....	132/275

\* cited by examiner

*Primary Examiner* — Zenia Bennett

(74) *Attorney, Agent, or Firm* — QuickPatents, Inc.; Kevin Prince

(57) **CLAIM**

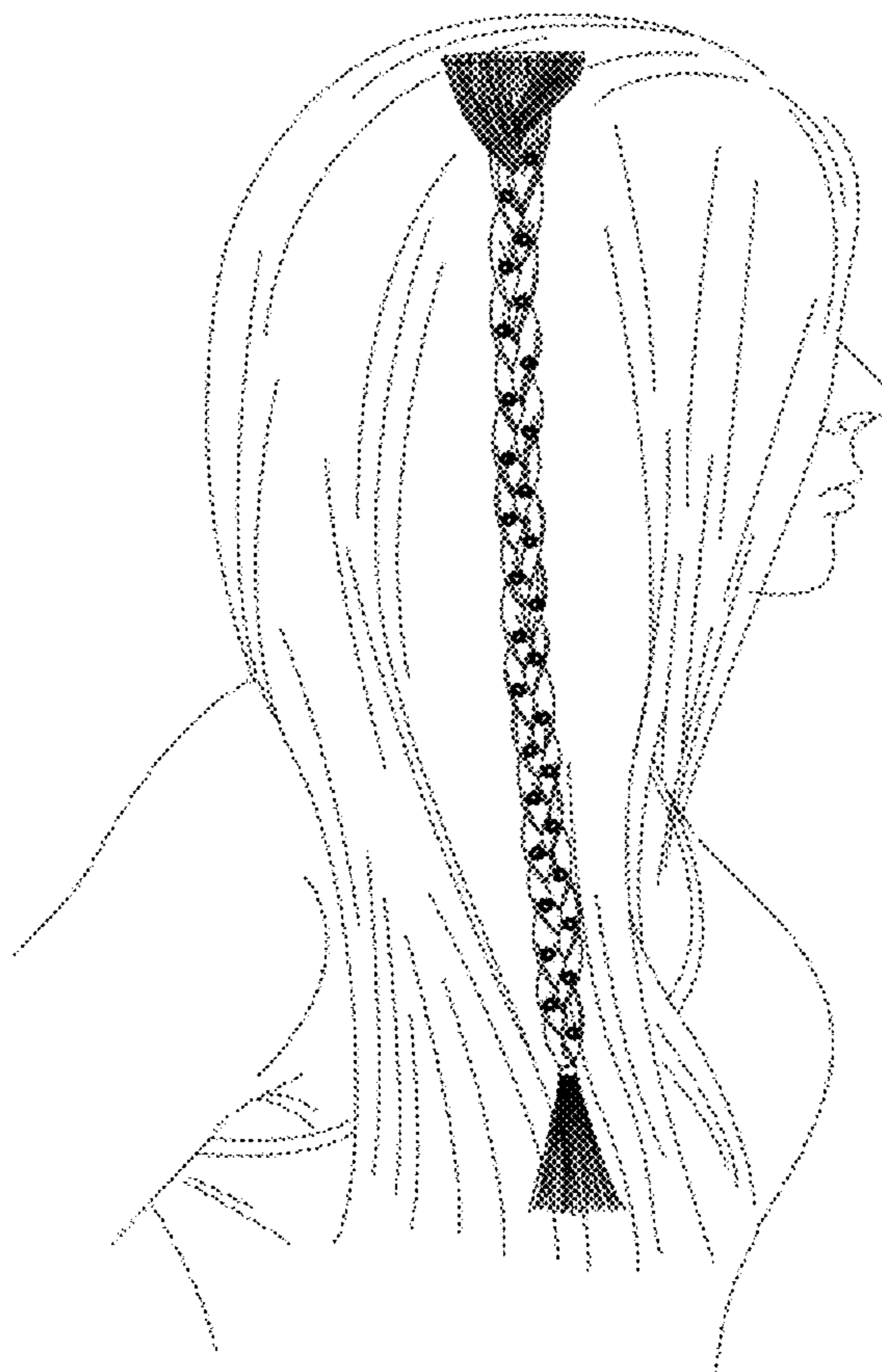
What is claimed is the ornamental design for a hair extension braids, as shown and described.

**DESCRIPTION**

FIG. 1 is a perspective view of a hair extension braids, showing a first embodiment of the new design; FIG. 2 is a front elevational view thereof; FIG. 3 is a rear elevational view thereof; FIG. 4 is a right-side elevational view thereof; FIG. 5 is a left-side elevational view thereof; FIG. 6 is a top plan view thereof; and, FIG. 7 is a bottom plan view thereof.

The broken lines showing a person in FIG. 1 are included for the purpose of illustrating the invention in use, and form no part of the claimed design.

**1 Claim, 3 Drawing Sheets**



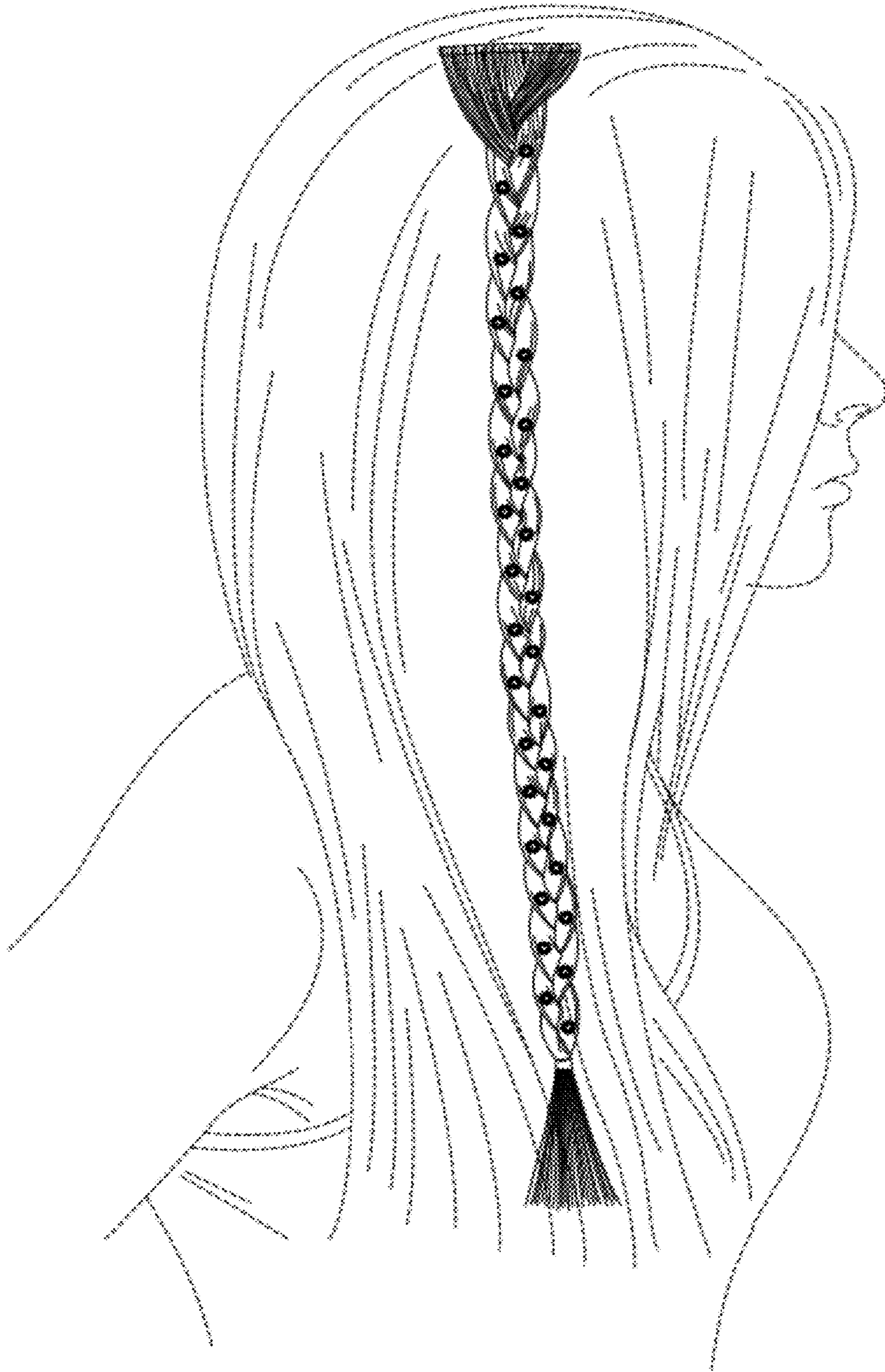


FIG. 1



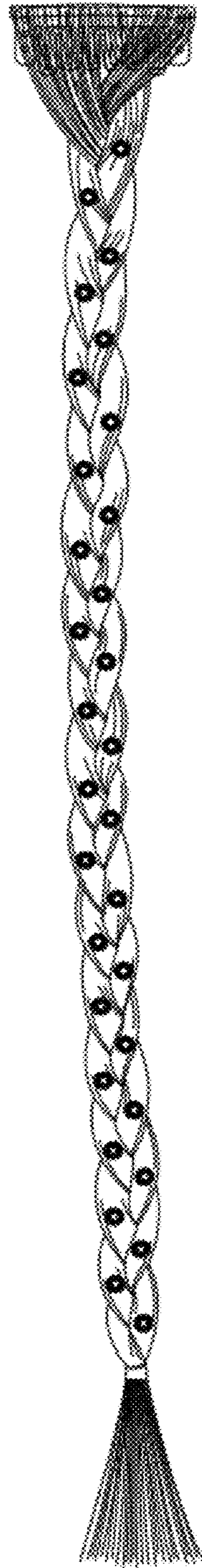


FIG. 2

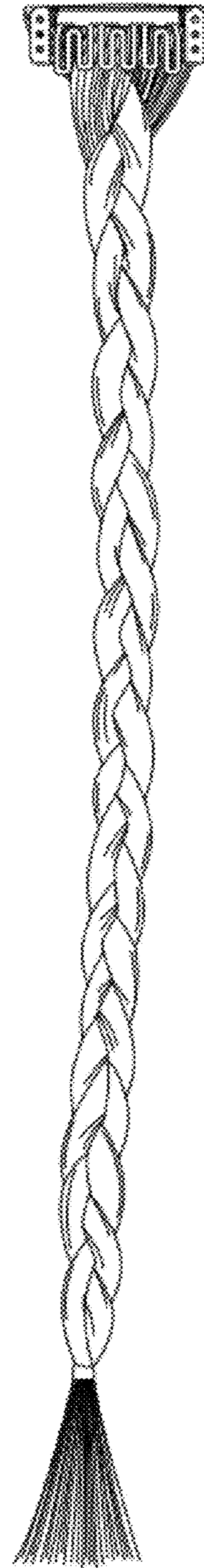


FIG. 3

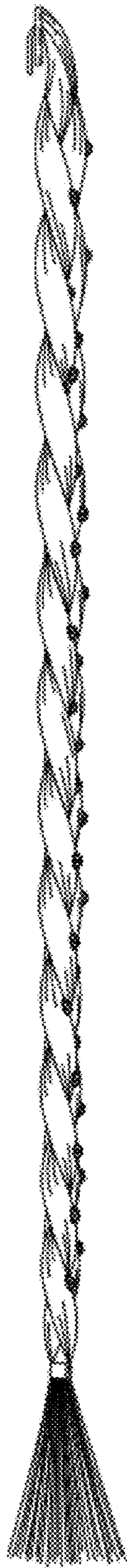


FIG. 4

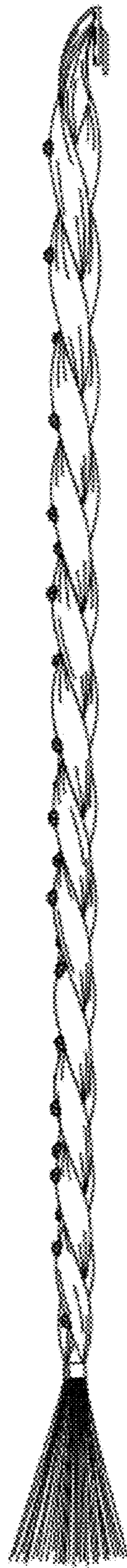


FIG. 5



FIG. 6




FIG. 7