



US00D672475S

(12) **United States Design Patent**
Phillips

(10) **Patent No.:** **US D672,475 S**

(45) **Date of Patent:** **** Dec. 11, 2012**

(54) **DECORATIVE PORTAL COVERING**

(76) Inventor: **Glenn D. Phillips**, Oneonta, AL (US)

(**) Term: **14 Years**

(21) Appl. No.: **29/393,233**

(22) Filed: **Jun. 1, 2011**

(51) **LOC (9) Cl.** **25-02**

(52) **U.S. Cl.** **D25/60; D20/10**

(58) **Field of Classification Search** D20/10,
D20/19, 22, 23, 25, 29, 33, 42, 44; D11/95,
D11/111, 99; D25/60, 55, 136; 52/204.2,
52/287.1, 290, 211, 309.14, 475.1, 717.01

See application file for complete search history.

(56) **References Cited**

U.S. PATENT DOCUMENTS

4,791,740	A	12/1988	Ferrari	
4,937,962	A	7/1990	Hornblad	
5,465,539	A *	11/1995	Rose	52/204.53
D424,210	S *	5/2000	Schiedegger et al.	D25/60
6,058,635	A	5/2000	Morris	
6,212,835	B1 *	4/2001	Schiedegger et al.	52/211
D450,774	S *	11/2001	Whittier et al.	D20/10
6,395,369	B1	5/2002	Randone	
D497,323	S	10/2004	Novak	

2003/0005656	A1	1/2003	Kim et al.	
2003/0101667	A1 *	6/2003	Yoder	52/211
2006/0027344	A1	2/2006	Lampe et al.	

* cited by examiner

Primary Examiner — Doris Clark

(74) *Attorney, Agent, or Firm* — Kenneth M. Bush; Bush Intellectual Property Law

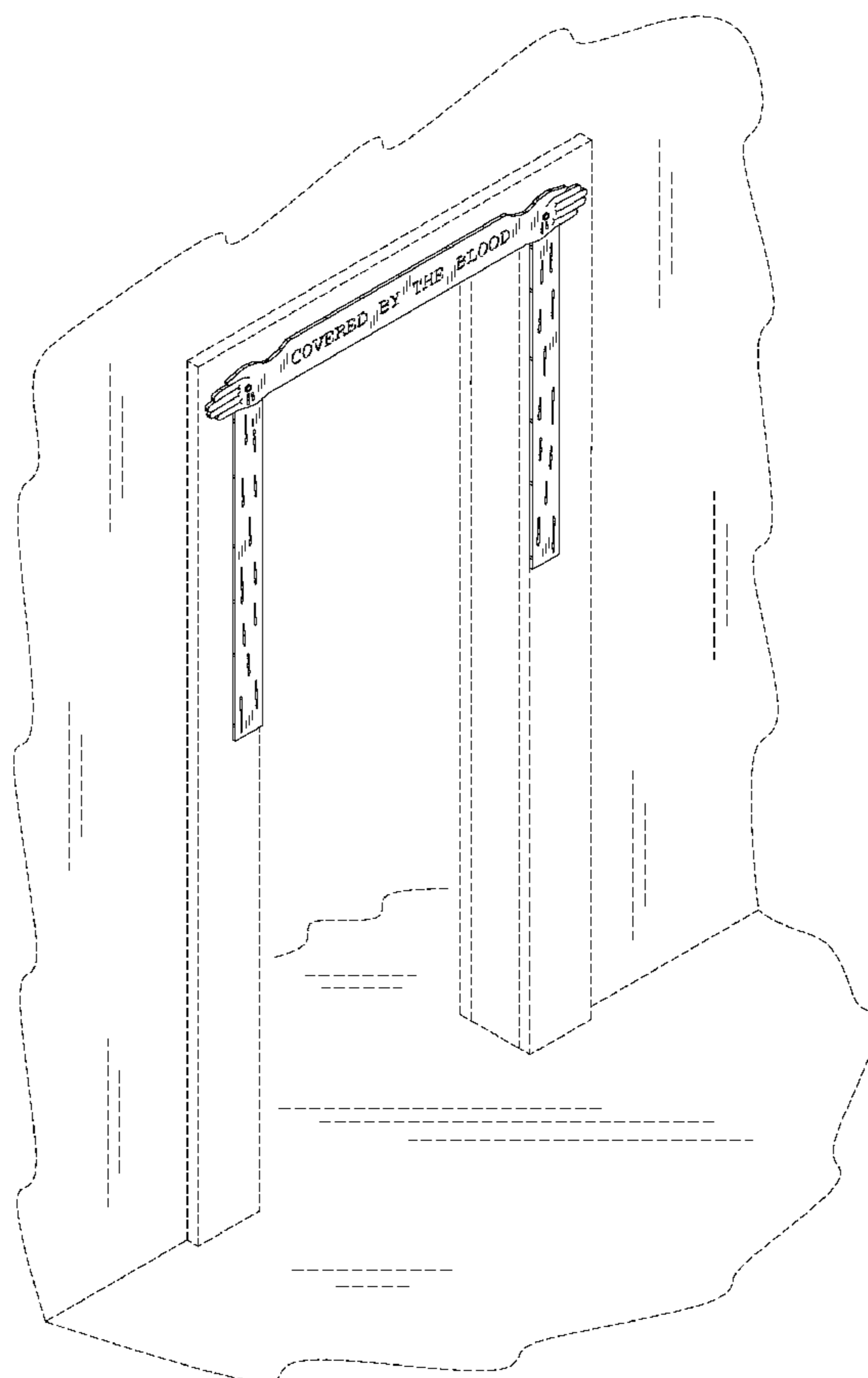
(57) **CLAIM**

I claim the ornamental design for a decorative portal covering, as shown and described.

DESCRIPTION

FIG. 1 is a front perspective view of a decorative portal covering showing my new design;
 FIG. 2 is a front elevational view thereof;
 FIG. 3 is a rear elevational view thereof;
 FIG. 4 is a top plan view thereof;
 FIG. 5 is a bottom plan view thereof;
 FIG. 6 is a left side elevational view thereof;
 FIG. 7 is a right side elevational view thereof; and,
 FIG. 8 is a front perspective view thereof with the decorative portal covering shown attached to a door frame.
 In the drawings, the broken lines are for illustrative purposes only and form no part of the claimed design.

1 Claim, 4 Drawing Sheets



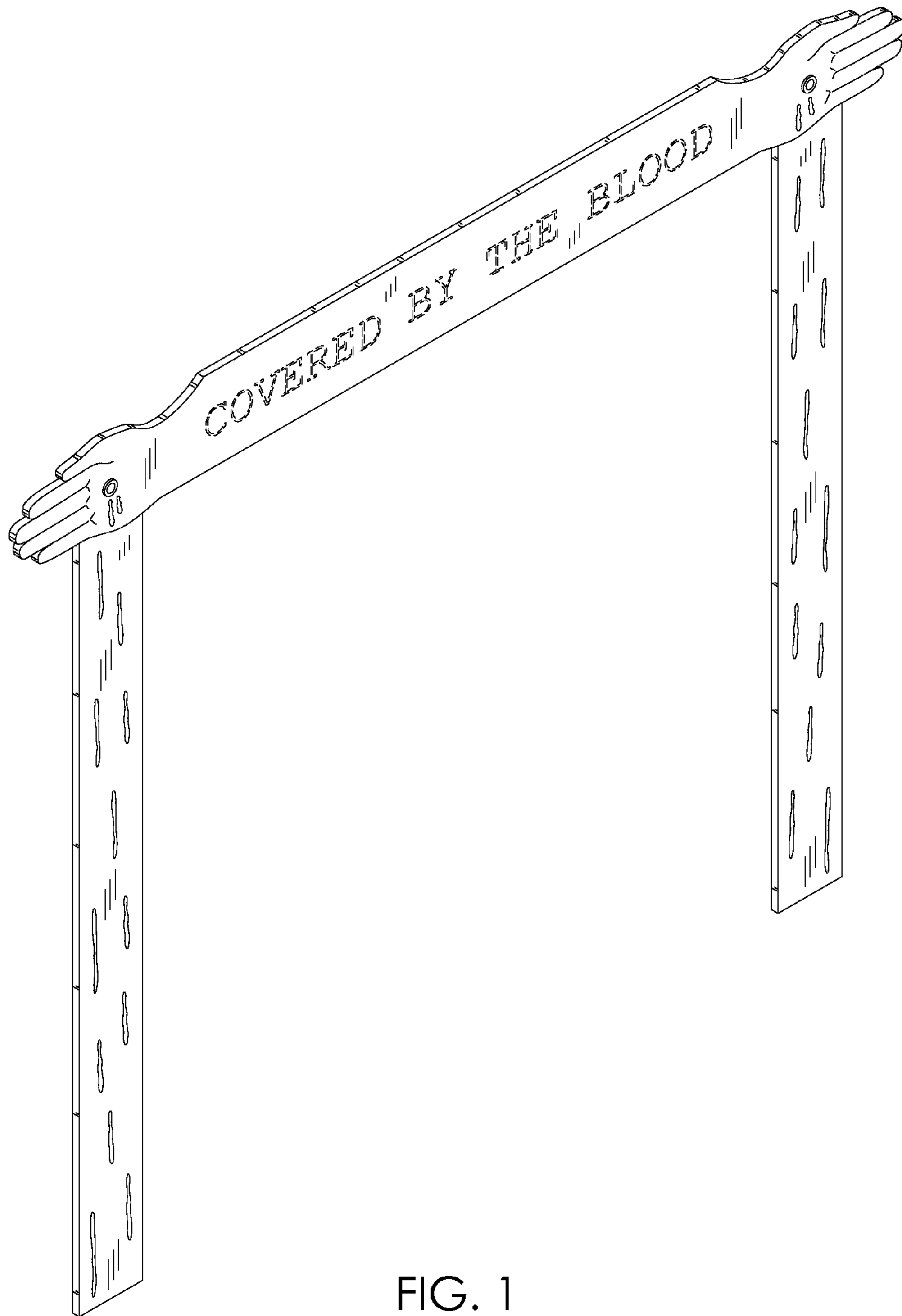


FIG. 1

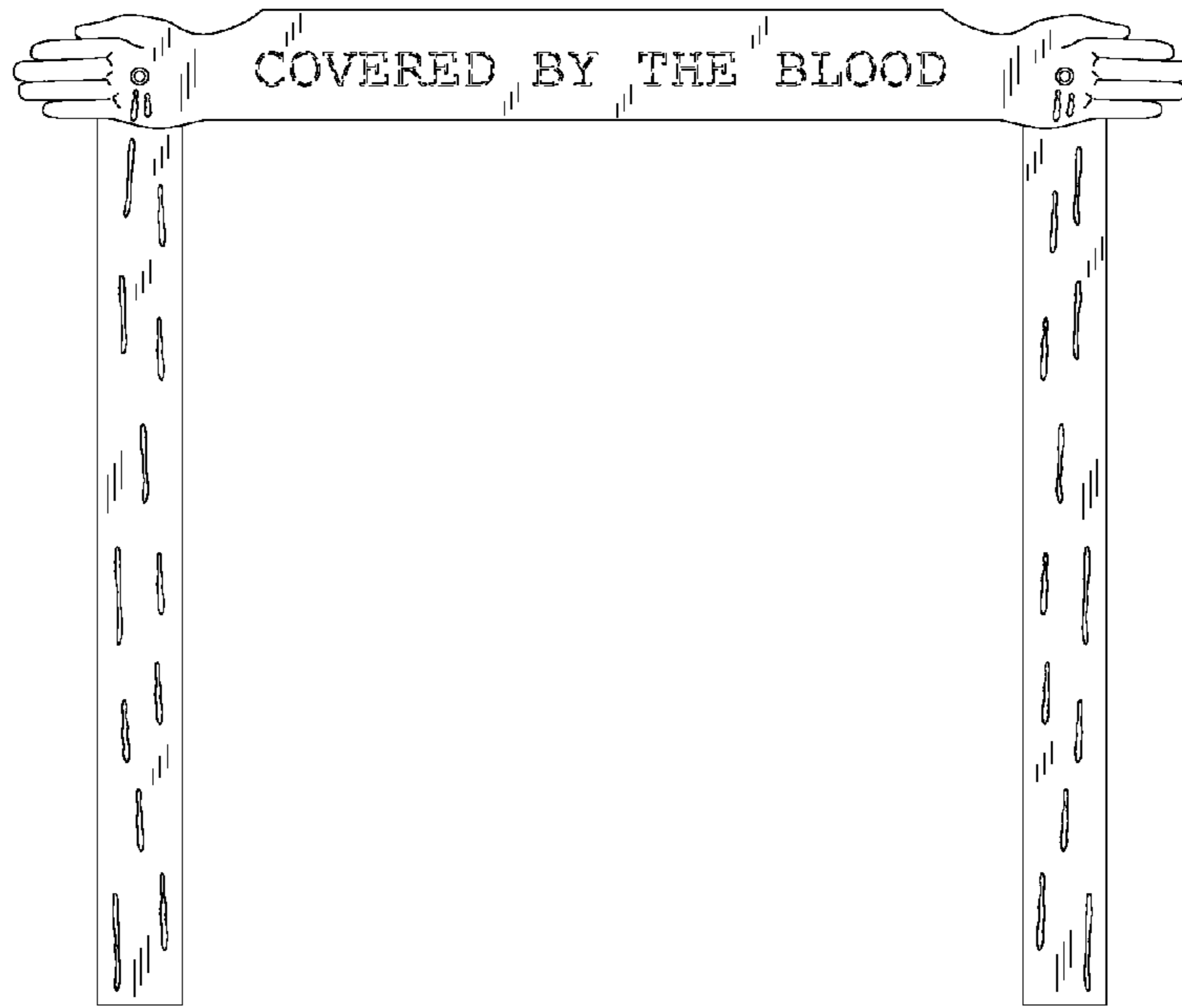


FIG. 2




FIG. 3




FIG. 4

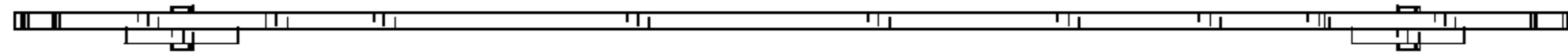


FIG. 5

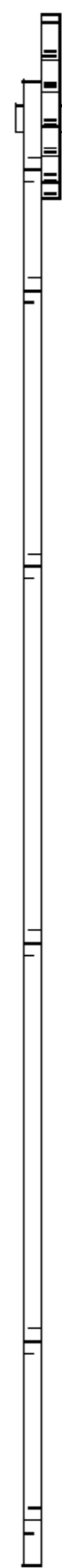


FIG. 6

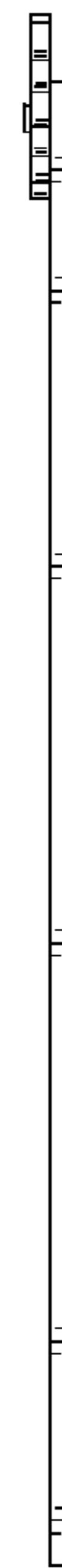


FIG. 7

FIG. 8

