



US00D672468S

(12) **United States Design Patent**
Summa et al.

(10) **Patent No.:** **US D672,468 S**
(45) **Date of Patent:** **** Dec. 11, 2012**

(54) **CONTACT LENS CASE DRYING DISH**

(75) Inventors: **Dora Summa**, Massapequa, NY (US);
Richard Martin Summa, Massapequa,
NY (US)

(73) Assignee: **DSRS Innovations, LLC**, Massapequa
Park, NY (US)

(**) Term: **14 Years**

(21) Appl. No.: **29/389,577**

(22) Filed: **Apr. 13, 2011**

(51) **LOC (9) Cl.** **24-01**

(52) **U.S. Cl.** **D24/217**

(58) **Field of Classification Search** D24/217,
D24/218, 227, 231; D6/406; D3/313, 264;
D7/552, 553, 554.2; D16/331; 34/427
See application file for complete search history.

(56) **References Cited**

U.S. PATENT DOCUMENTS

1,367,443 A * 2/1921 Wann 34/238
D258,212 S * 2/1981 Negrete D7/409
4,507,199 A 3/1985 Carlisle
5,098,676 A 3/1992 Brooks, Jr.

D409,878 S * 5/1999 Burton D7/410
D530,824 S * 10/2006 Bennison D24/217
D531,734 S * 11/2006 Haunschild et al. D24/217
D551,448 S 9/2007 Stull
2009/0126221 A1 5/2009 Hartwell et al.

* cited by examiner

Primary Examiner — T. Chase Nelson

Assistant Examiner — Ania Aman

(74) *Attorney, Agent, or Firm* — Sorell, Lenna & Schmidt,
LLP

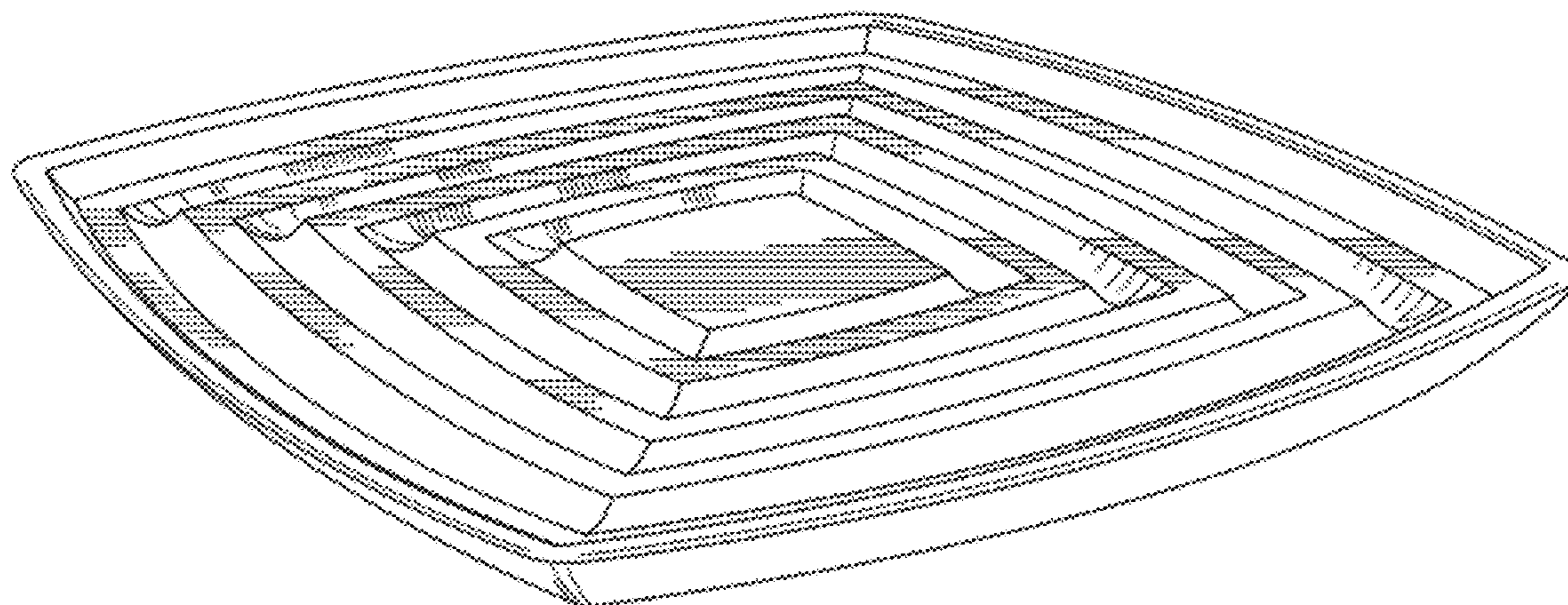
(57) **CLAIM**

The ornamental design for a contact lens case drying dish, as
shown and described.

DESCRIPTION

FIG. 1 is a perspective view of a contact lens case drying dish;
FIG. 2 is a top view of the contact lens case drying dish; and,
FIG. 3 is a side view of the contact lens case drying dish.
No bottom view is presented since this does not add any
patentable features to the contact lens case drying dish of the
present invention. In addition, only one side view is presented
since this is representative of each of the sides of the contact
lens case drying dish of the present invention.

1 Claim, 3 Drawing Sheets



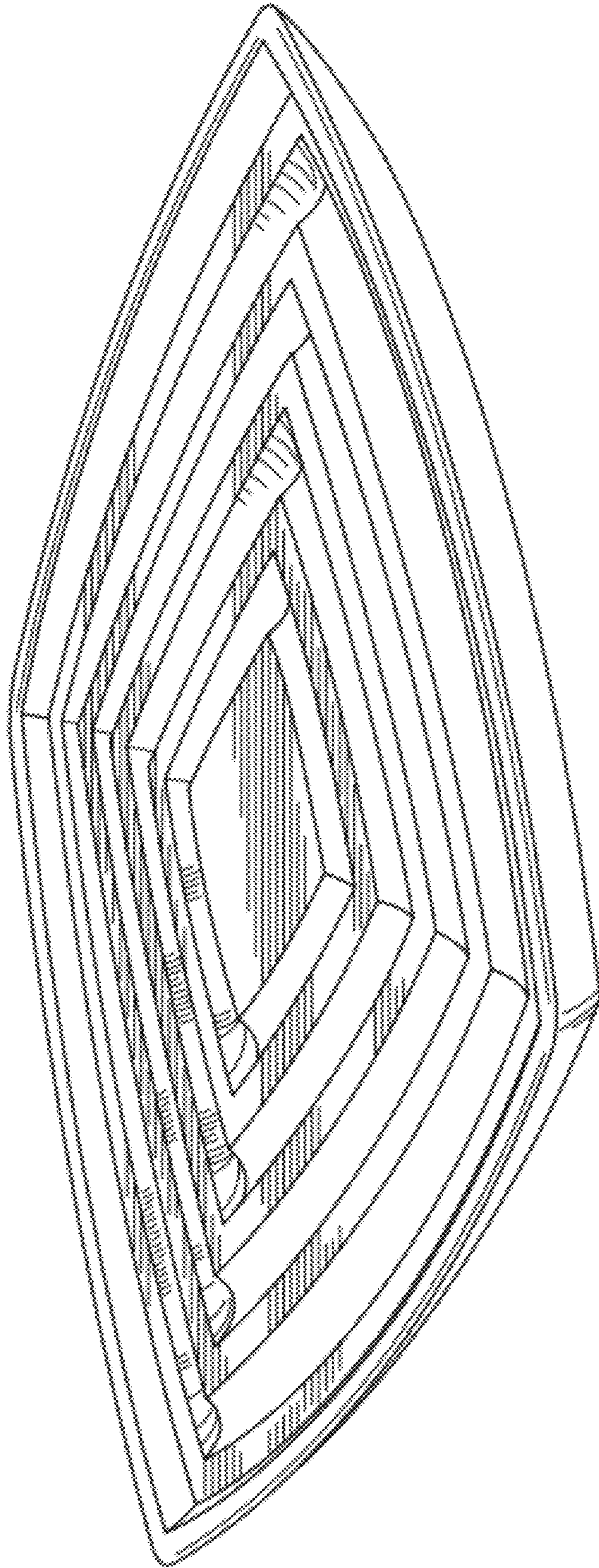


FIG. 1

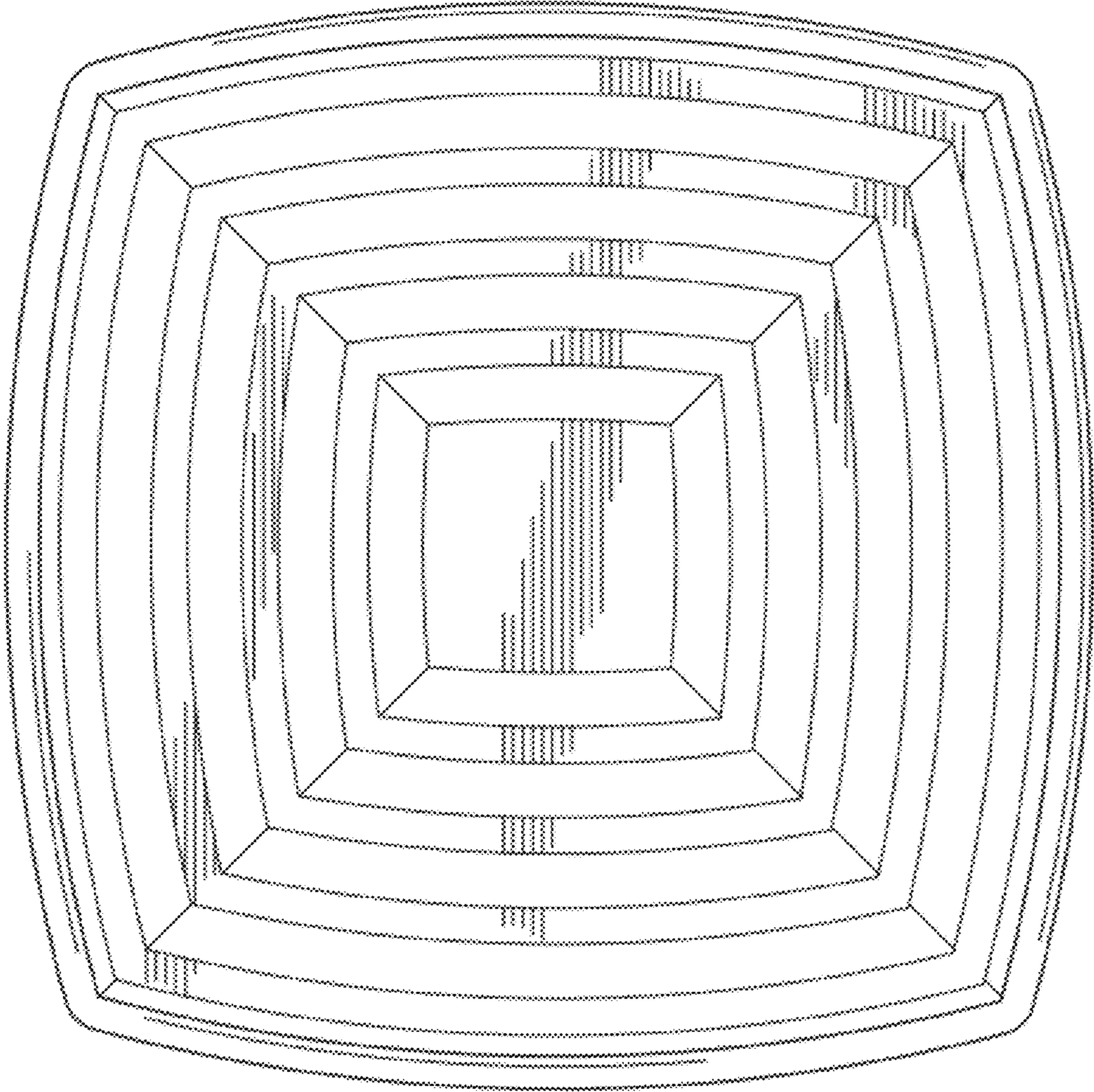


FIG. 2




FIG. 3