



US00D672464S

(12) **United States Design Patent**  
**Holm et al.**

(10) **Patent No.:** **US D672,464 S**

(45) **Date of Patent:** **\*\* Dec. 11, 2012**

(54) **WOUND DRESSING**

(75) Inventors: **David R. Holm**, Hudson, WI (US);  
**Richard L. Jacobson**, Stillwater, MN  
(US)

(73) Assignee: **3M Innovative Properties Company**,  
Saint Paul, MN (US)

(\*\*) Term: **14 Years**

(21) Appl. No.: **29/422,858**

(22) Filed: **May 24, 2012**

(51) **LOC (9) Cl.** ..... **24-04**

(52) **U.S. Cl.** ..... **D24/189**

(58) **Field of Classification Search** ..... D24/188–189,  
D24/200, 206, 209, 210, 185–187, 214, 215,  
D24/133; 128/858, 859, 846, 866, DIG. 26;  
601/15, 16, 21, 46, 48, 64, 80, 134–137;  
602/17, 74; 606/204.35, 204.45, 204.25,  
606/204.15; 607/96, 98, 99, 1, 100–102;  
D28/9

See application file for complete search history.

(56) **References Cited**

U.S. PATENT DOCUMENTS

|              |         |                 |       |         |
|--------------|---------|-----------------|-------|---------|
| D403,774 S * | 1/1999  | Laughlin et al. | ..... | D24/189 |
| D408,920 S * | 4/1999  | Dunshee et al.  | ..... | D24/189 |
| D415,836 S * | 10/1999 | Dunshee et al.  | ..... | D24/189 |
| D506,547 S * | 6/2005  | Cruz et al.     | ..... | D24/128 |
| D537,948 S * | 3/2007  | Smith           | ..... | D24/189 |
| D544,607 S * | 6/2007  | Henry et al.    | ..... | D24/189 |
| D620,122 S * | 7/2010  | Cotton          | ..... | D24/189 |

|              |        |                 |       |         |
|--------------|--------|-----------------|-------|---------|
| D620,123 S * | 7/2010 | Igwebuike       | ..... | D24/189 |
| D639,441 S * | 6/2011 | Sferle          | ..... | D24/189 |
| D644,330 S * | 8/2011 | Pfeiffer et al. | ..... | D24/189 |
| RE43,195 E * | 2/2012 | Cotton          | ..... | D24/189 |

\* cited by examiner

*Primary Examiner* — T. Chase Nelson

*Assistant Examiner* — Michelle E Wilson

(74) *Attorney, Agent, or Firm* — Trisha D. Adamson

(57) **CLAIM**

The ornamental design for a wound dressing, as shown and described.

**DESCRIPTION**

FIG. 1 is a perspective view showing the new design of a first embodiment of a wound dressing;

FIG. 2 is a top view thereof;

FIG. 3 is a bottom view thereof;

FIG. 4 is a front view thereof, the rear view being a mirror image thereof;

FIG. 5 is a right side view thereof, the left side being a mirror image thereof;

FIG. 6 is a perspective view showing the new design of a second embodiment of a wound dressing;

FIG. 7 is a top view thereof;

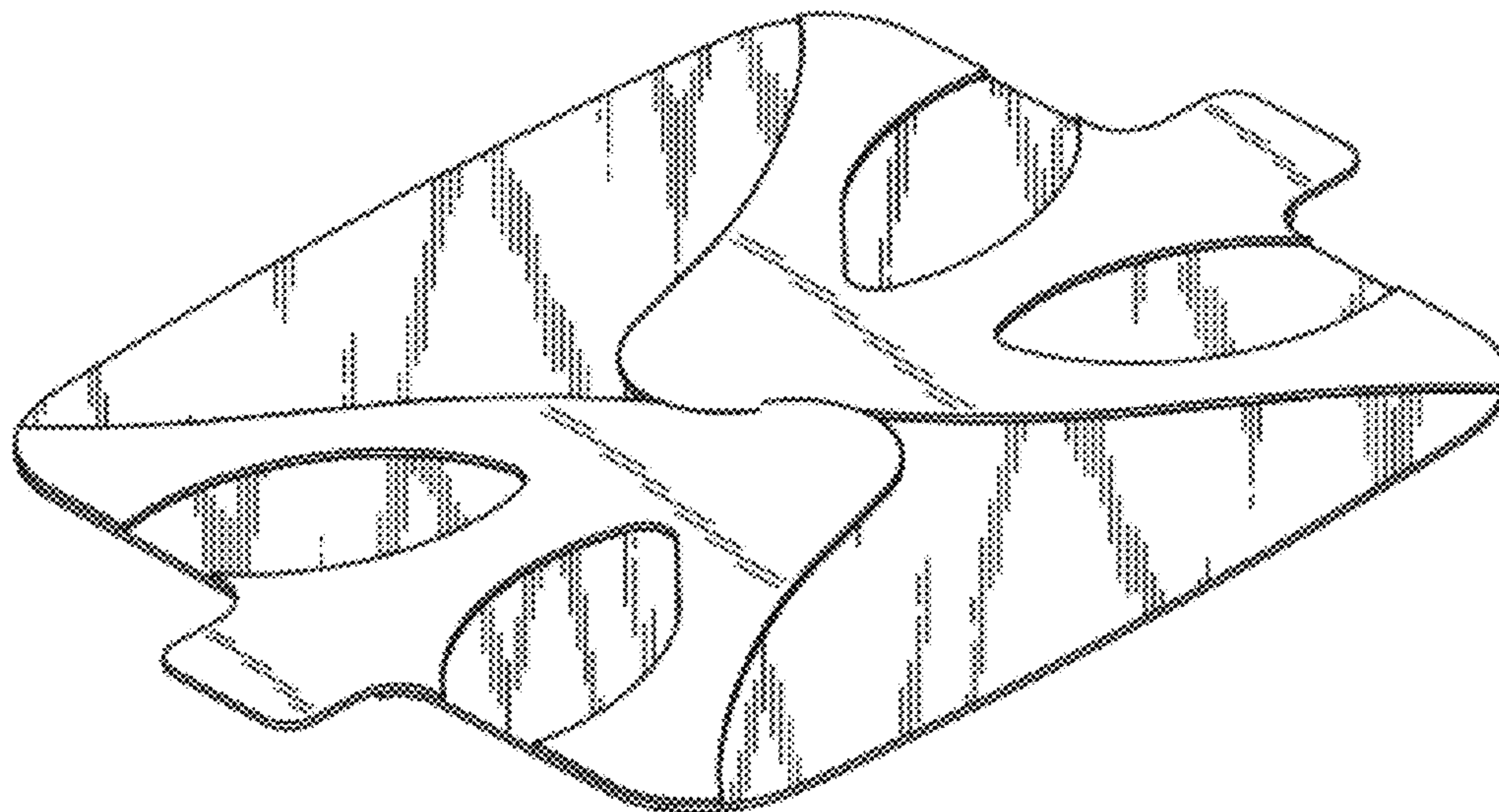
FIG. 8 is a bottom view thereof;

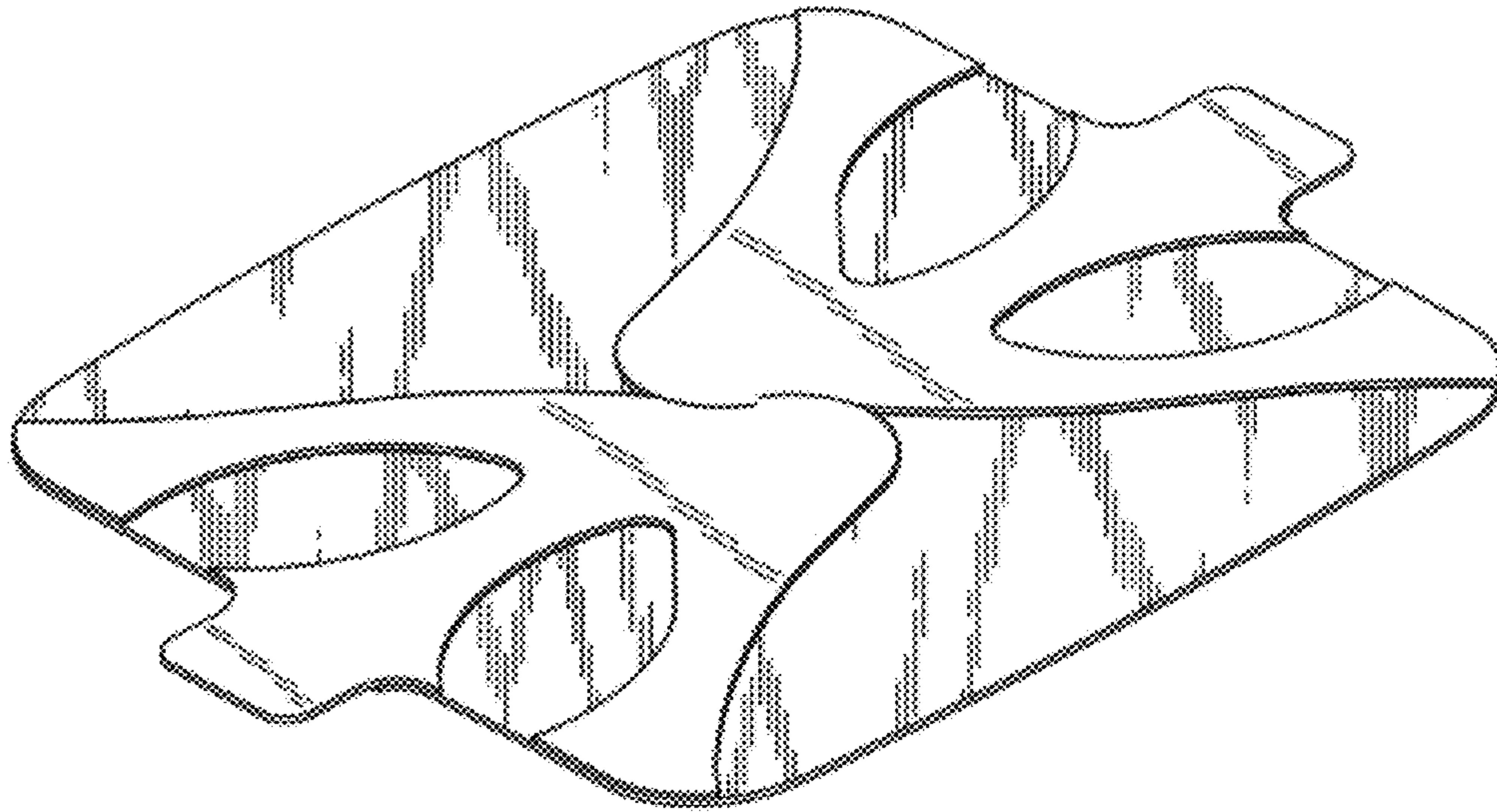
FIG. 9 is a front view thereof, the rear view being a mirror image thereof; and,

FIG. 10 is a right side view thereof, the left side being a mirror image thereof.

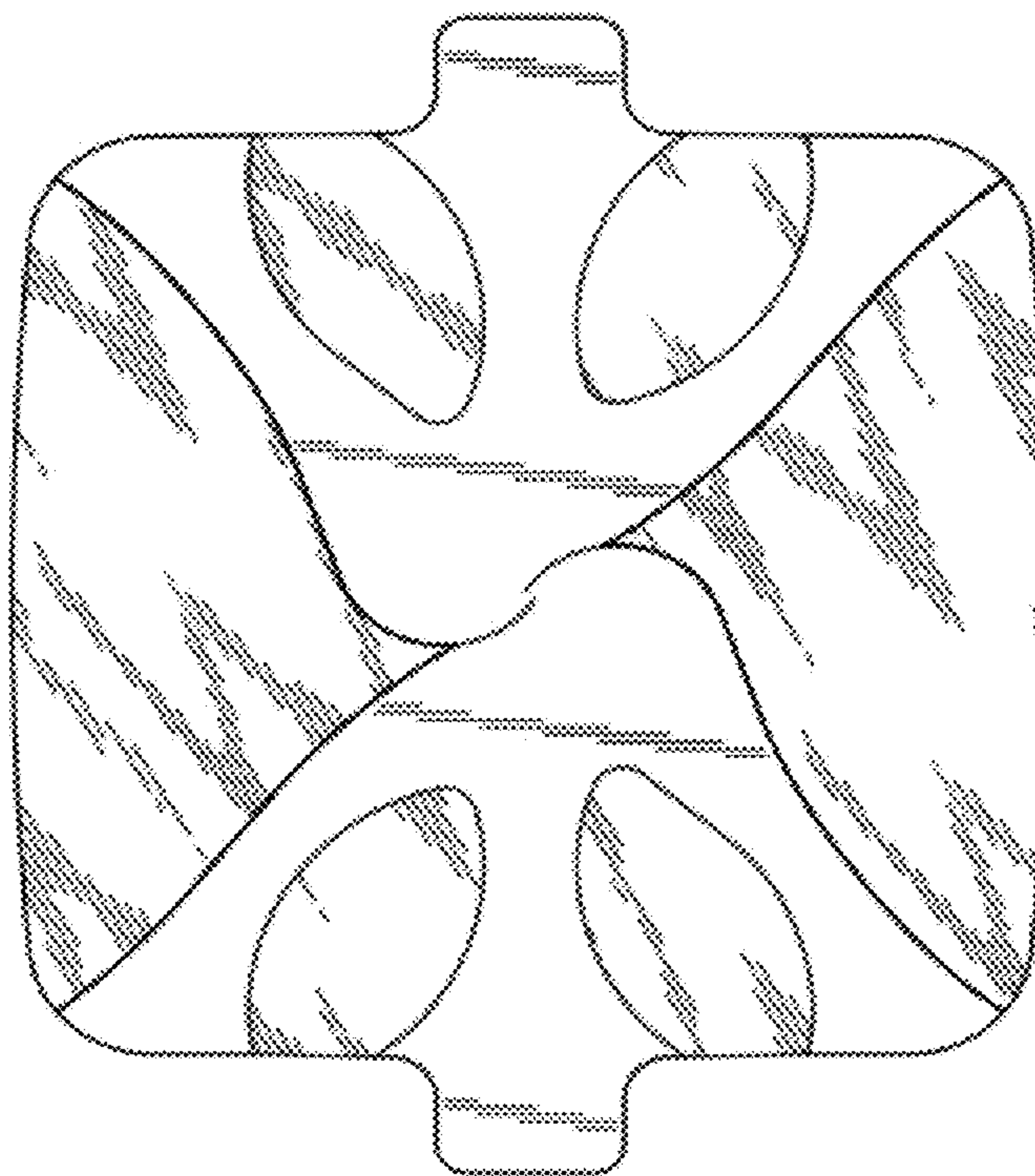
The surface shading illustrated in the drawings is provided merely to highlight the contour of the design and indicate the opacity and transparency/translucency of its components; and is not intended to be illustrative of texture or gloss.

**1 Claim, 4 Drawing Sheets**



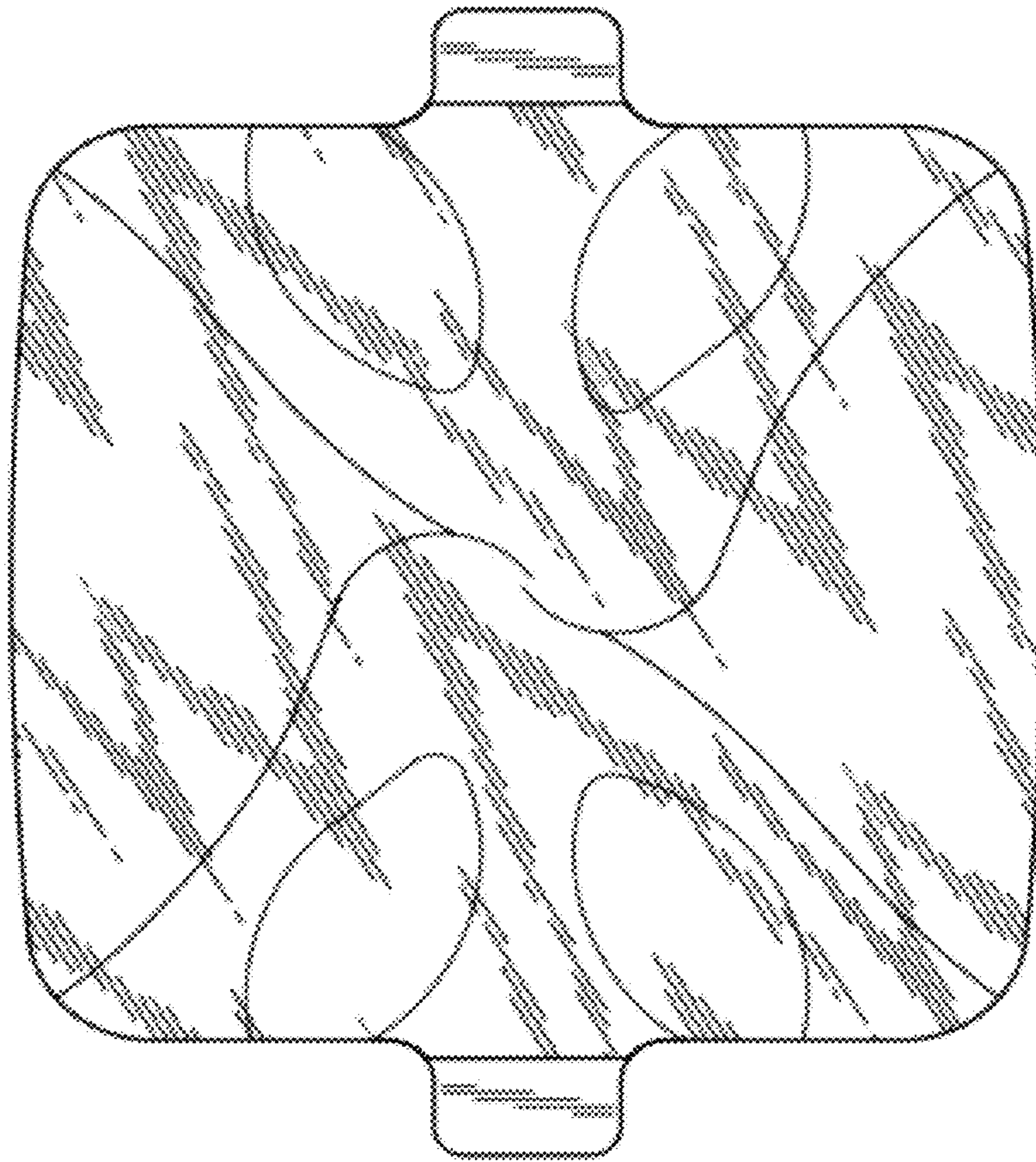


*Fig. 1*



*Fig. 2*





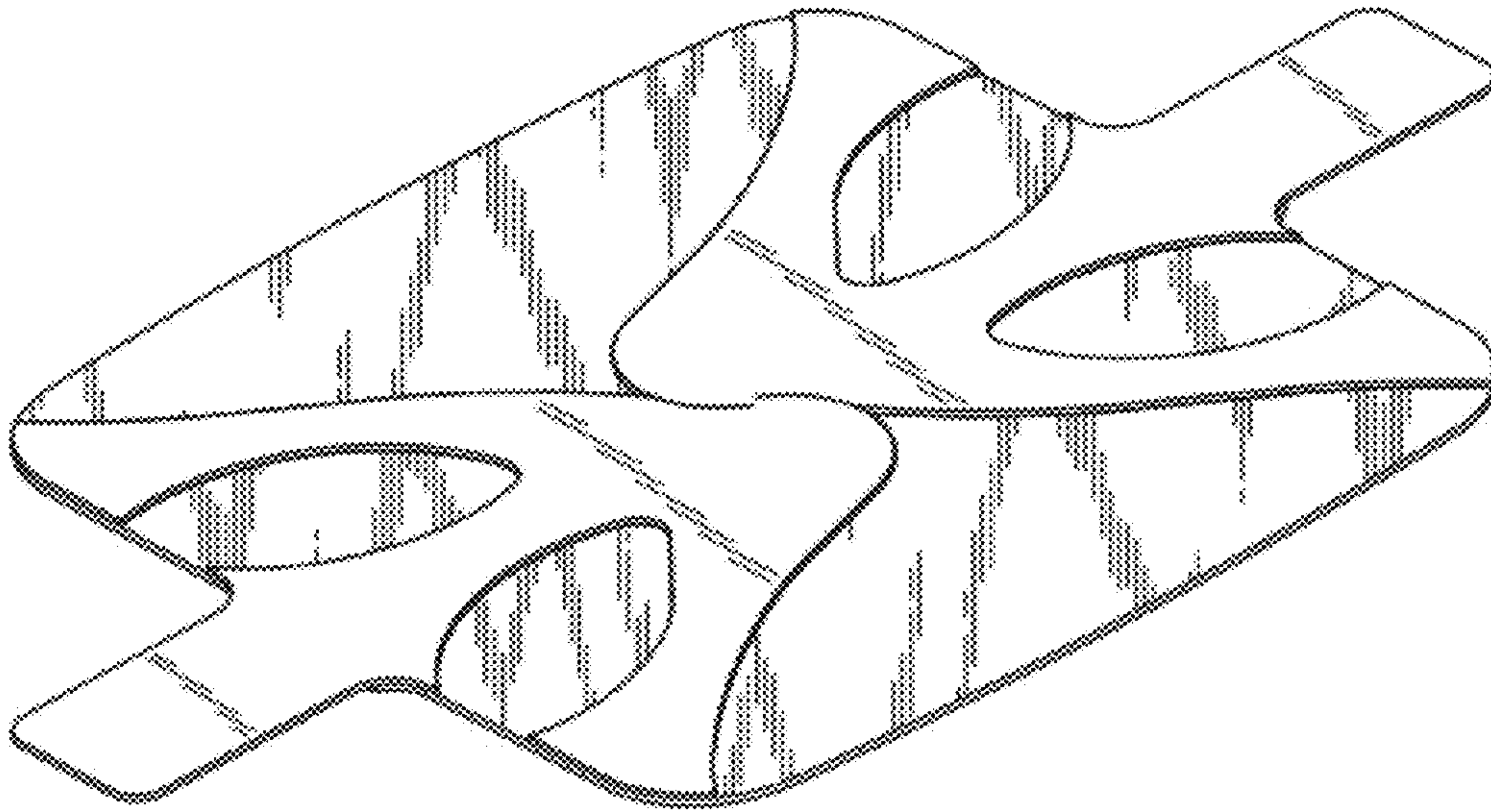
*Fig. 3*



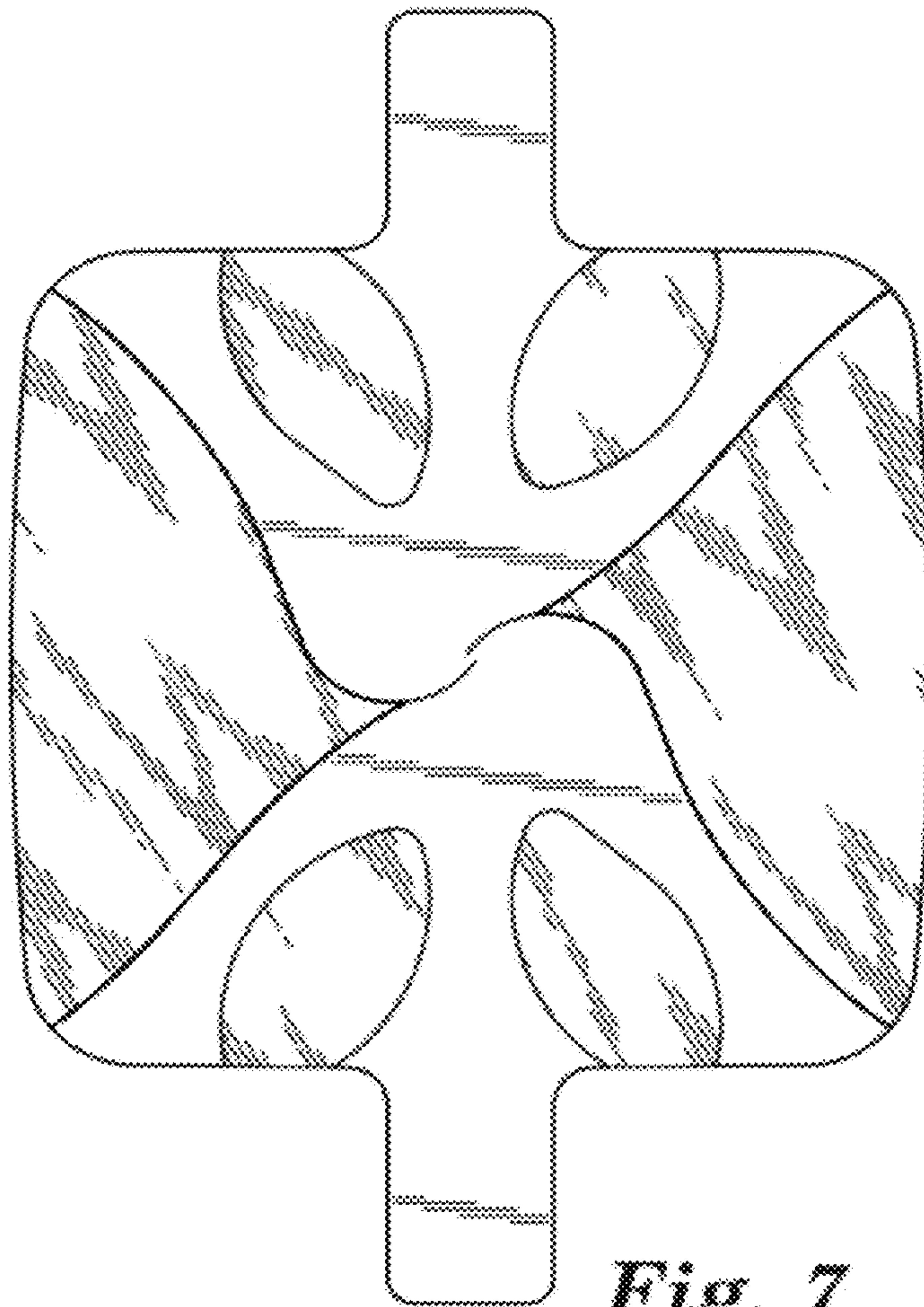
*Fig. 4*




*Fig. 5*



*Fig. 6*



*Fig. 7*



*Fig. 8*



*Fig. 9*



*Fig. 10*