

US00D672451S

(12) **United States Design Patent**
Stinson et al.

(10) **Patent No.:** **US D672,451 S**

(45) **Date of Patent:** **** Dec. 11, 2012**

- (54) **FIN**
- (75) Inventors: **Kelly Stinson**, Cambridge (CA); **Grant Unsworth**, Waterloo (CA)
- (73) Assignee: **Dimplex North America Limited**, Cambridge, ON (CA)
- (**) Term: **14 Years**
- (21) Appl. No.: **29/364,742**
- (22) Filed: **Jun. 28, 2010**
- (51) **LOC (9) Cl.** **23-04**
- (52) **U.S. Cl.** **D23/389**
- (58) **Field of Classification Search** D13/120, D13/147, 154, 179, 182; D23/323, 330, D23/386, 389; 165/55, 80.3, 129, 151-152; 237/70; 361/697, 703; 392/307, 347, 352
See application file for complete search history.

D248,770	S	*	8/1978	Michaelsen	D23/386
5,092,397	A	*	3/1992	Fuhrmann et al.	165/151
D330,760	S	*	11/1992	Yoshida et al.	D23/386
5,197,111	A		3/1993	Mills, II et al.		
5,390,731	A	*	2/1995	Selm et al.	165/152
5,406,937	A	*	4/1995	Uglietto et al.	165/129
D404,374	S	*	1/1999	Kimura	D13/182
6,541,743	B2		4/2003	Chen		
6,609,664	B1		8/2003	Tamhane		
D481,684	S	*	11/2003	Bomar	D13/154
D503,492	S	*	3/2005	Chandler	D26/138
D566,824	S	*	4/2008	Umetsu et al.	D23/386
D642,981	S	*	8/2011	de Bruijn et al.	D13/120
D644,177	S	*	8/2011	de Bruijn et al.	D13/120
D649,517	S	*	11/2011	de Bruijn et al.	D13/147
2003/0150601	A1	*	8/2003	Park et al.	165/151
2005/0274503	A1	*	12/2005	Gong et al.	165/151

FOREIGN PATENT DOCUMENTS

GB 2 261 723 5/1993

* cited by examiner

Primary Examiner — Cathy A MacCormac

(56) **References Cited**

U.S. PATENT DOCUMENTS

1,221,422	A	4/1917	Comte Yves de la Poeze	
1,555,339	A	9/1925	Vaughan	
1,728,377	A	9/1929	Trane	
1,863,056	A	* 6/1932	Kuenstler D23/330
2,200,527	A	* 5/1940	Young 165/129
2,541,162	A	2/1951	Hermann	
D180,671	S	* 7/1957	Pulos et al. D23/389
2,861,167	A	* 11/1958	Wick 165/55
3,091,289	A	5/1963	Weinstein	
3,605,879	A	* 9/1971	Shaefer, Jr. 165/55
D224,891	S	* 10/1972	Smith D23/386
3,741,291	A	* 6/1973	Limoni 165/55
3,780,797	A	* 12/1973	Gebelius 165/55
3,847,213	A	* 11/1974	Stich 165/129
3,867,981	A	2/1975	Monroe	


(57) **CLAIM**

The ornamental design for a fin, as shown and described.

DESCRIPTION

FIG. 1 is a front isometric view of a fin showing our new design;
 FIG. 2 is a rear isometric view thereof;
 FIG. 3 is a front view thereof;
 FIG. 4 is a right side view thereof;
 FIG. 5 is a left side view thereof;
 FIG. 6 is a rear view thereof;
 FIG. 7 is a top view thereof; and,
 FIG. 8 is a bottom view thereof.

1 Claim, 5 Drawing Sheets



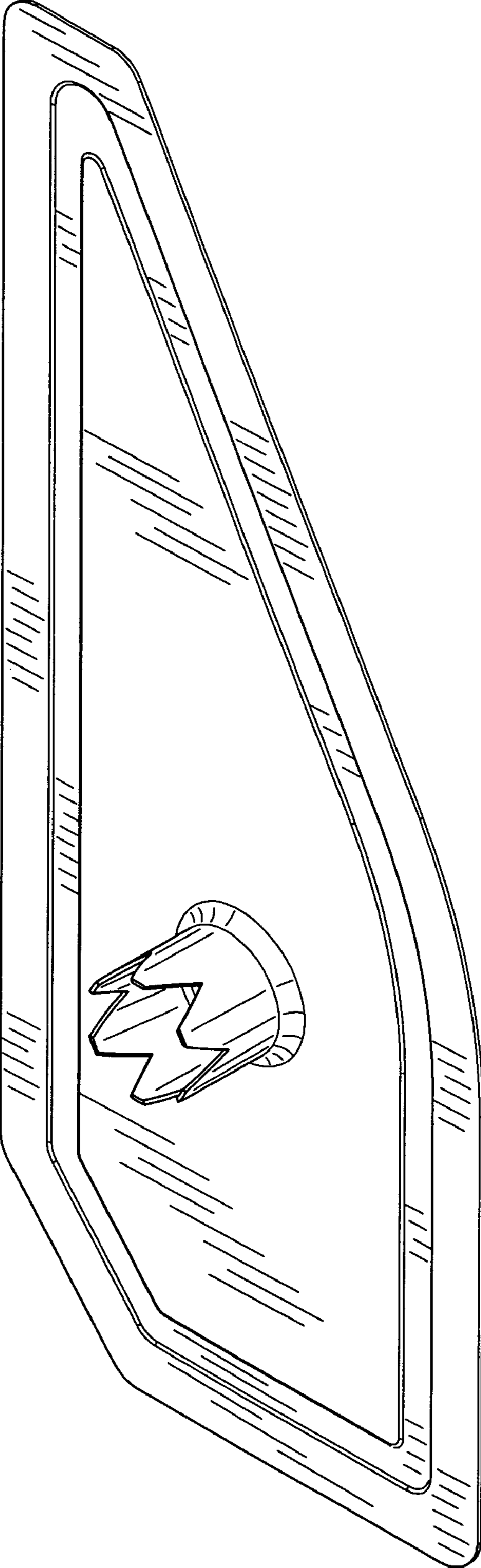


FIG. 1

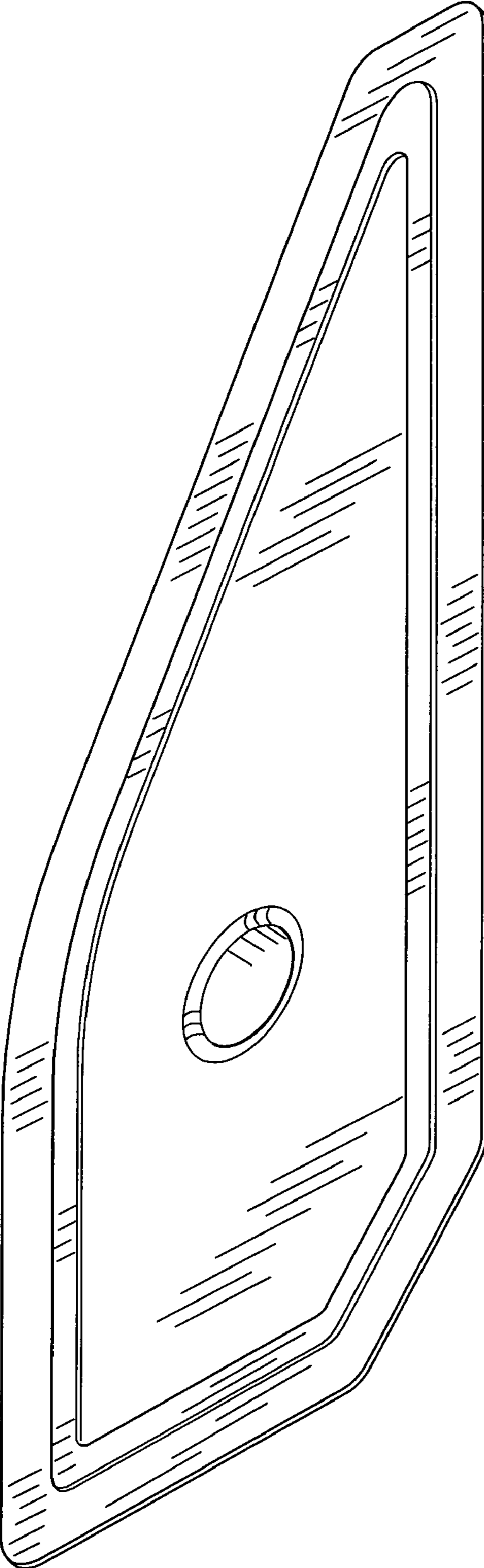


FIG. 2

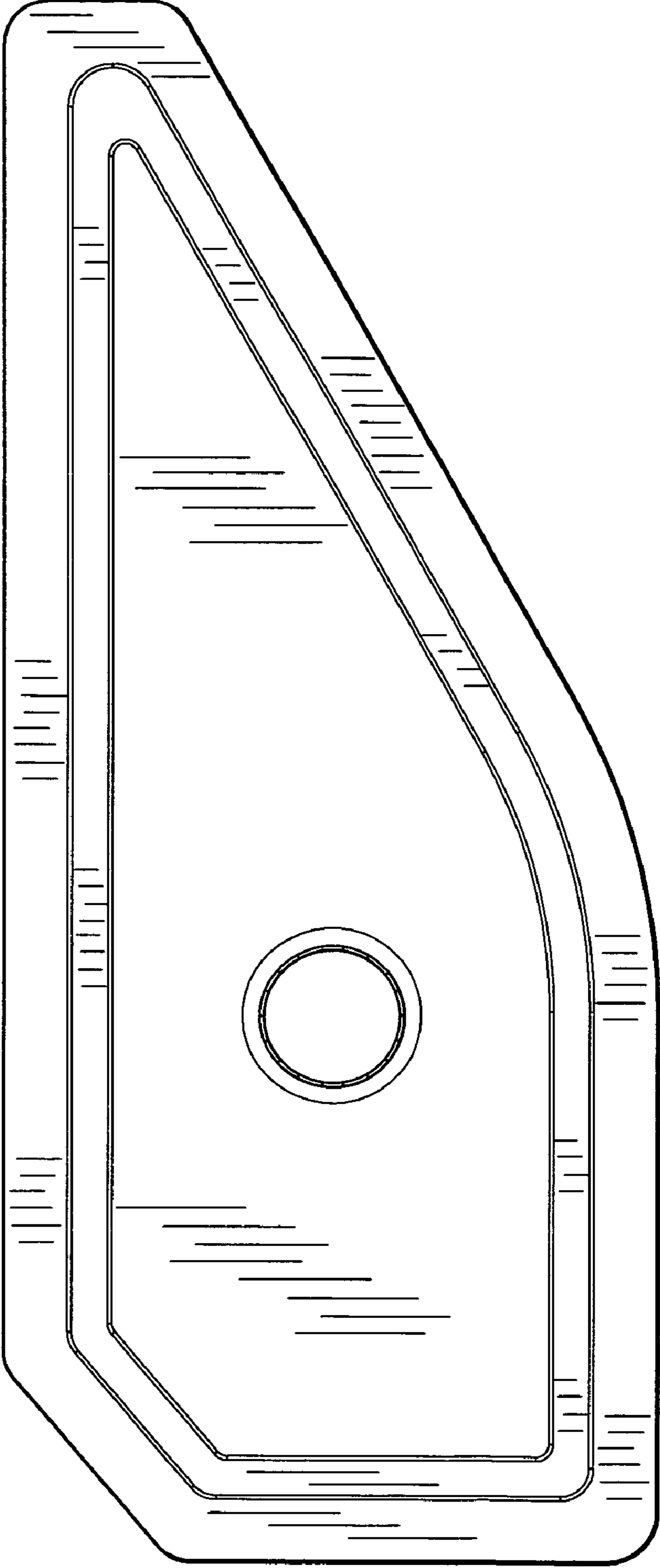


FIG. 3




FIG. 4




FIG. 5

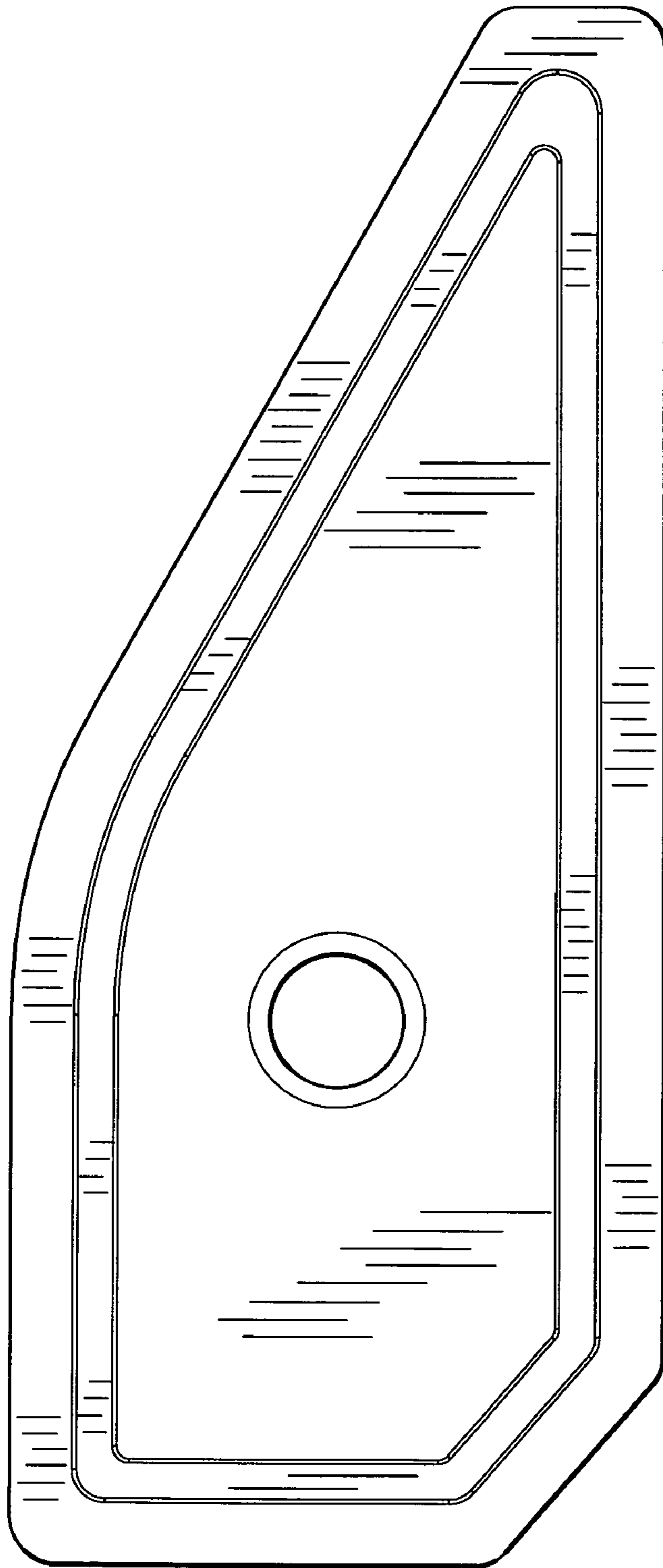


FIG. 6

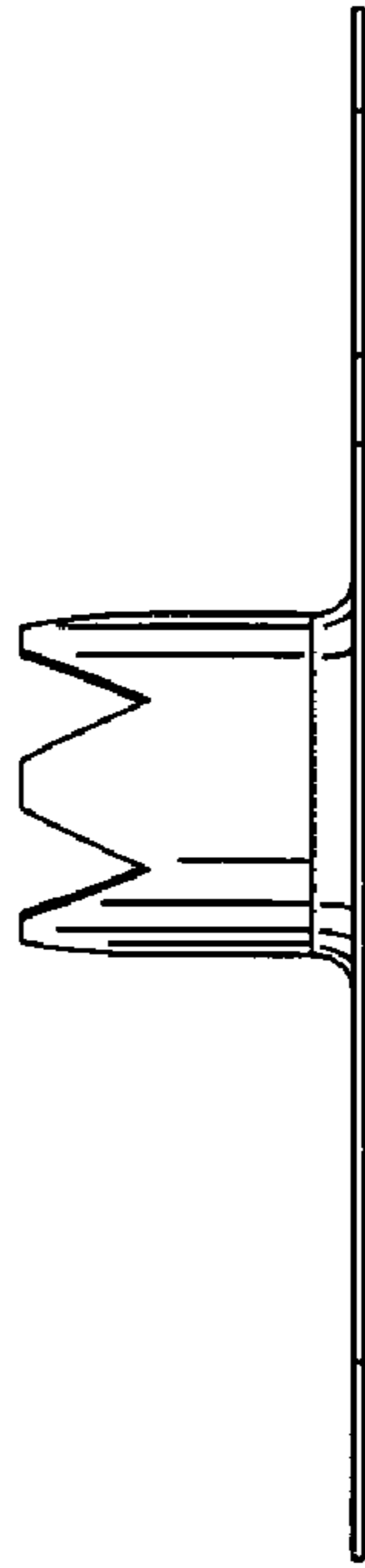


FIG. 7

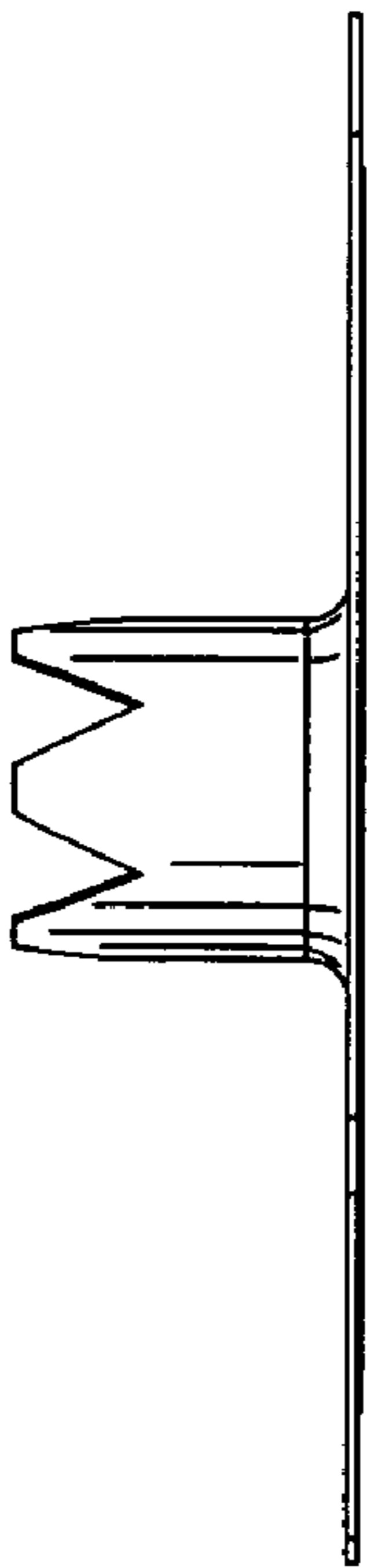


FIG. 8