



US00D672422S

(12) **United States Design Patent**
Swan

(10) **Patent No.:** **US D672,422 S**

(45) **Date of Patent:** **** Dec. 11, 2012**

(54) **FIXED SIGHT APERTURE**

(76) Inventor: **Richard E. Swan**, E. Bridgewater, MA
(US)

(**) Term: **14 Years**

(21) Appl. No.: **29/353,279**

(22) Filed: **Jan. 6, 2010**

Related U.S. Application Data

(63) Continuation of application No. 11/949,421, filed on Dec. 3, 2007, now Pat. No. 8,015,744, which is a continuation-in-part of application No. 10/939,962, filed on Sep. 14, 2004, now Pat. No. 7,356,962.

(51) **LOC (9) Cl.** **22-01**

(52) **U.S. Cl.** **D22/108**

(58) **Field of Classification Search** D22/108-110,
D22/199; 89/111-133; 359/399, 823, 744;
42/104, 105, 111-113, 116, 120, 124-126,
42/127-129, 133-140, 141-148; 33/227,
33/229

See application file for complete search history.

(56) **References Cited**

U.S. PATENT DOCUMENTS

308,699 A	12/1884	Rabbeth	
396,043 A	1/1889	Lyman	
426,887 A	4/1890	West	
561,360 A	6/1896	Taylor	
564,514 A	7/1896	Fuller	
805,770 A	11/1905	Bassell et al.	
878,857 A	2/1908	Bevier	
894,275 A *	7/1908	Marble	42/136
894,755 A	7/1908	Snedden	
1,034,925 A	8/1912	Newitt	
1,089,009 A	3/1914	Porter	
1,257,713 A	2/1918	Johnson	
1,260,907 A	3/1918	Johnson et al.	
1,276,572 A	8/1918	Rogers	
1,602,116 A	10/1926	Manahan et al.	
1,908,019 A	5/1933	Howard	
2,032,648 A	3/1936	Bliss	

2,093,676 A	9/1937	Hennessy	
2,276,446 A	3/1942	Zimmerman	
2,331,903 A	10/1943	Garand	
2,334,300 A	11/1943	Williams	
2,437,363 A	3/1948	Smith	
2,444,038 A	6/1948	Garand	
2,531,421 A *	11/1950	Garand	42/137
2,585,933 A *	2/1952	Harvey	42/137
2,724,897 A	11/1955	Hough	
2,806,288 A	9/1957	Sarvis	
2,939,217 A	6/1960	Hajek	
3,930,316 A	1/1976	Tellie	
3,969,827 A	7/1976	Ellis	
4,665,622 A	5/1987	Idan	
4,691,442 A	9/1987	Center	
4,957,211 A	9/1990	Ekkert et al.	

(Continued)

FOREIGN PATENT DOCUMENTS

DE 151669 6/1904

(Continued)

Primary Examiner — Michael Pratt

(74) *Attorney, Agent, or Firm* — Barlow, Josephs & Holmes, Ltd.

(57) **CLAIM**

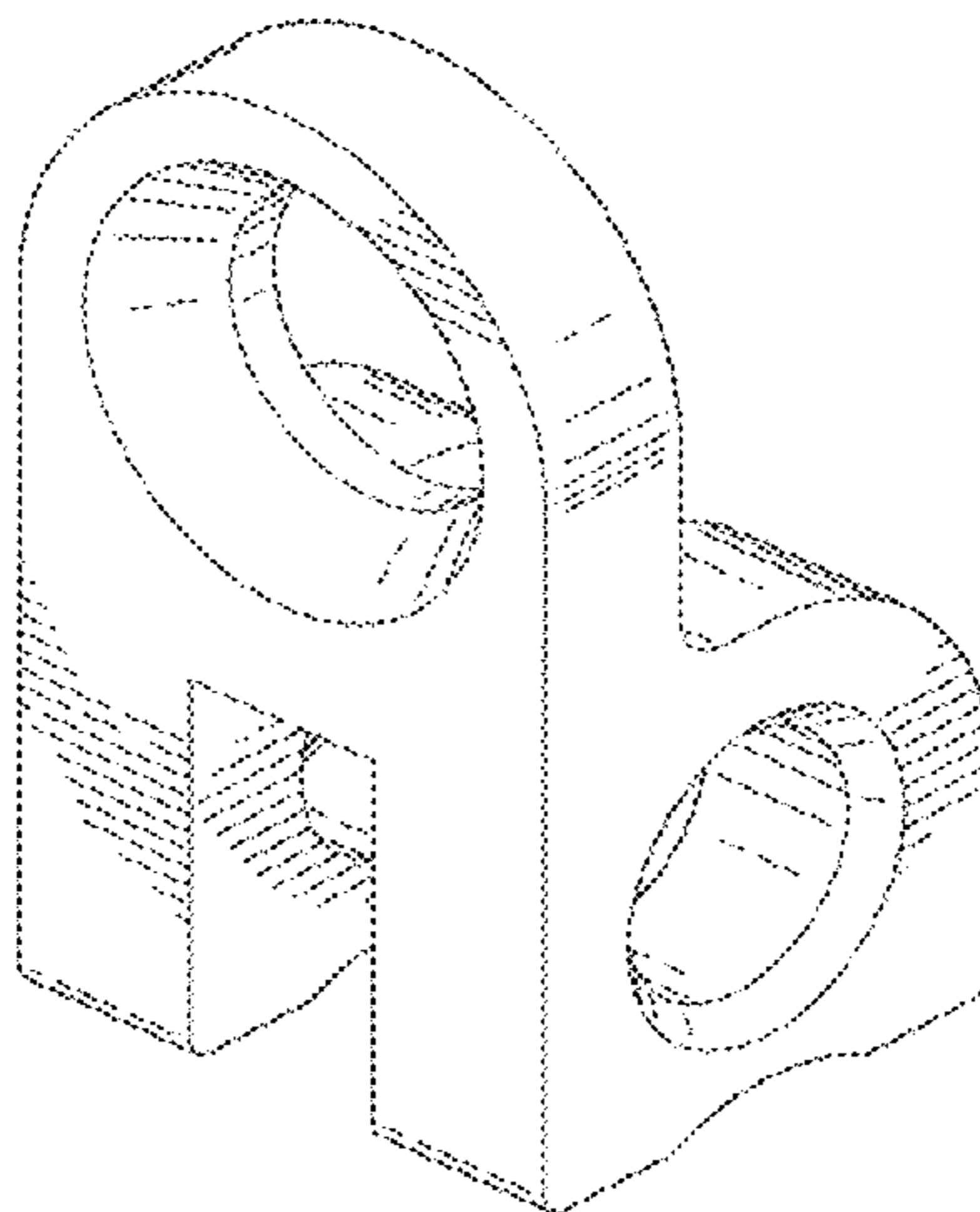
The ornamental design for a fixed sight aperture, as shown and described.

DESCRIPTION

FIG. 1 is a perspective view of a fixed sight aperture in accordance with the present invention;
FIG. 2 is a front view thereof;
FIG. 3 is a rear view thereof;
FIG. 4 is a left side view thereof;
FIG. 5 is a right side view thereof;
FIG. 6 is a top view thereof; and,
FIG. 7 is a bottom view thereof.

The broken line showing of portions of the fixed aperture sight is included for the purpose of illustrating environment and forms no part of the claimed design.

1 Claim, 7 Drawing Sheets



US D672,422 S

Page 2

U.S. PATENT DOCUMENTS

5,533,292 A 7/1996 Swan
D407,788 S * 4/1999 Kay D22/109
6,490,822 B1 12/2002 Swan
6,568,118 B1 5/2003 Teetzel
6,606,813 B1 8/2003 Squire et al.
6,615,530 B2 9/2003 Johansson
6,622,415 B1 9/2003 Canaday et al.
6,722,075 B1 4/2004 Gabaldon
6,732,467 B1 5/2004 Luth
6,779,290 B1 8/2004 Houtsma
D508,726 S * 8/2005 Storch D22/108

6,968,643 B2 11/2005 Woodbury
7,076,907 B2 7/2006 Nesseth et al.
D526,380 S 8/2006 Swan
7,181,882 B2 2/2007 Woodbury
D594,083 S * 6/2009 Mayberry et al. D22/109
D602,113 S * 10/2009 Ballard D22/110
D602,114 S * 10/2009 Ballard D22/110
2003/0140546 A1 7/2003 Kay

FOREIGN PATENT DOCUMENTS

GB 169397 8/1921

* cited by examiner

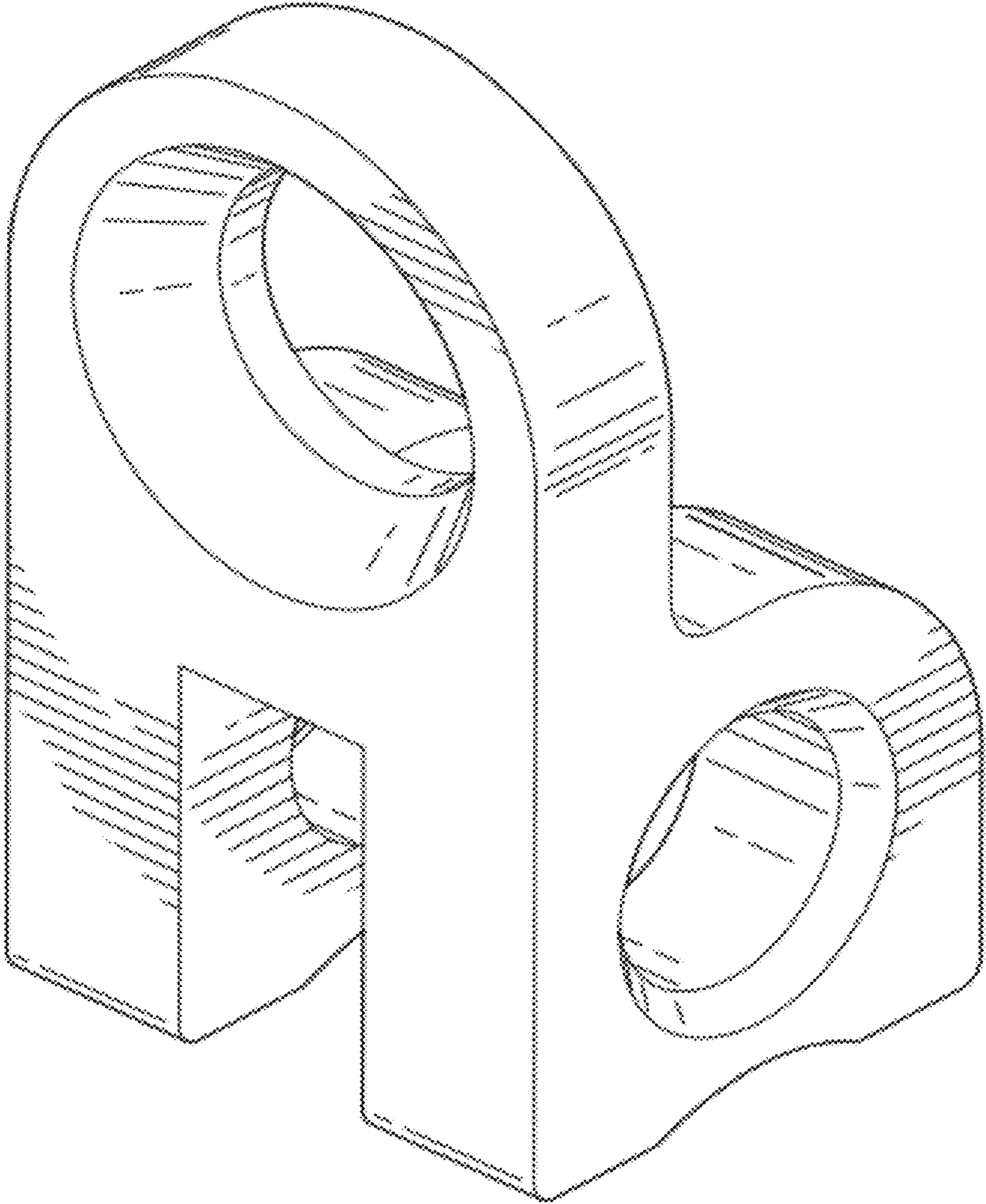


FIG. 1

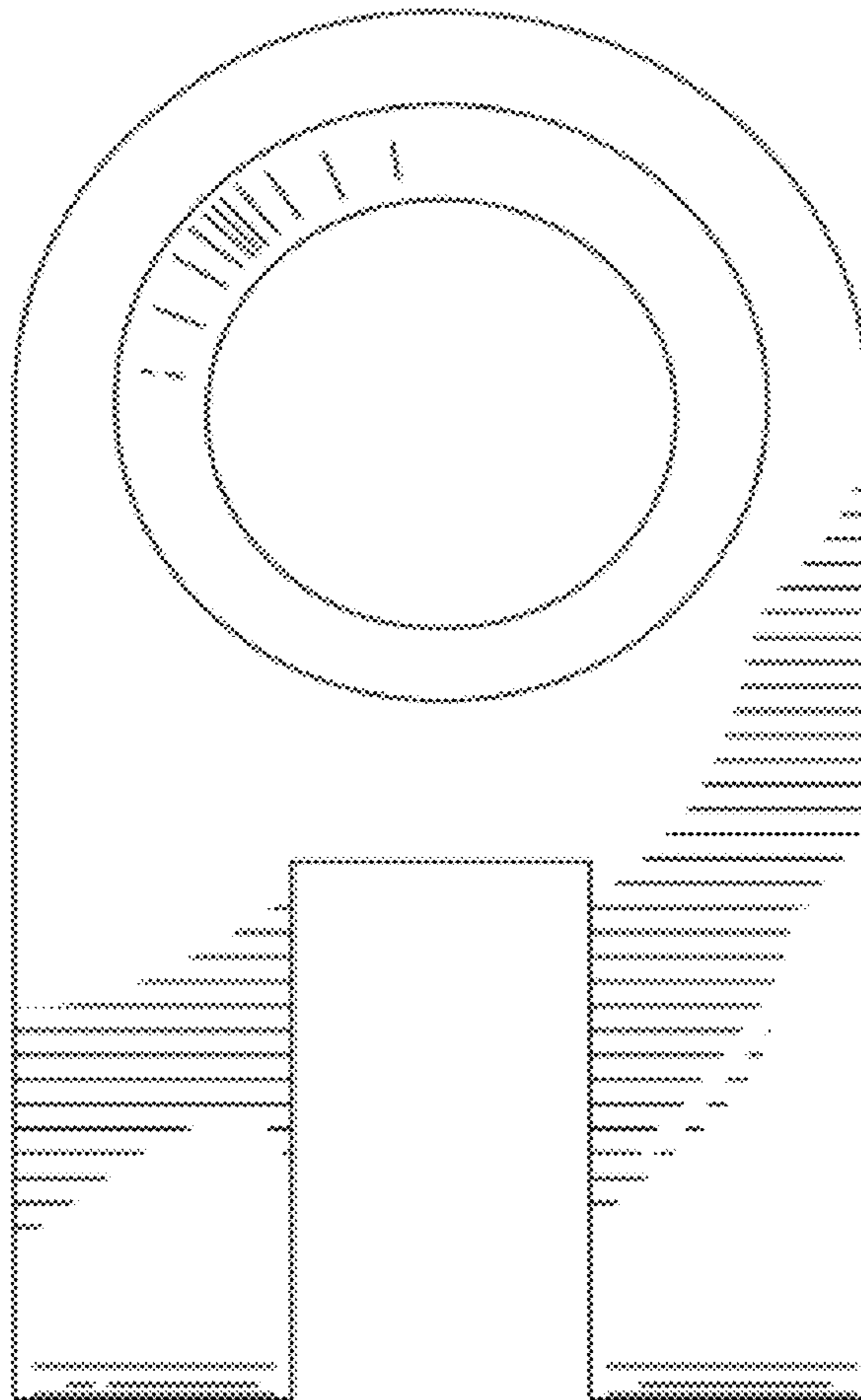


FIG. 2

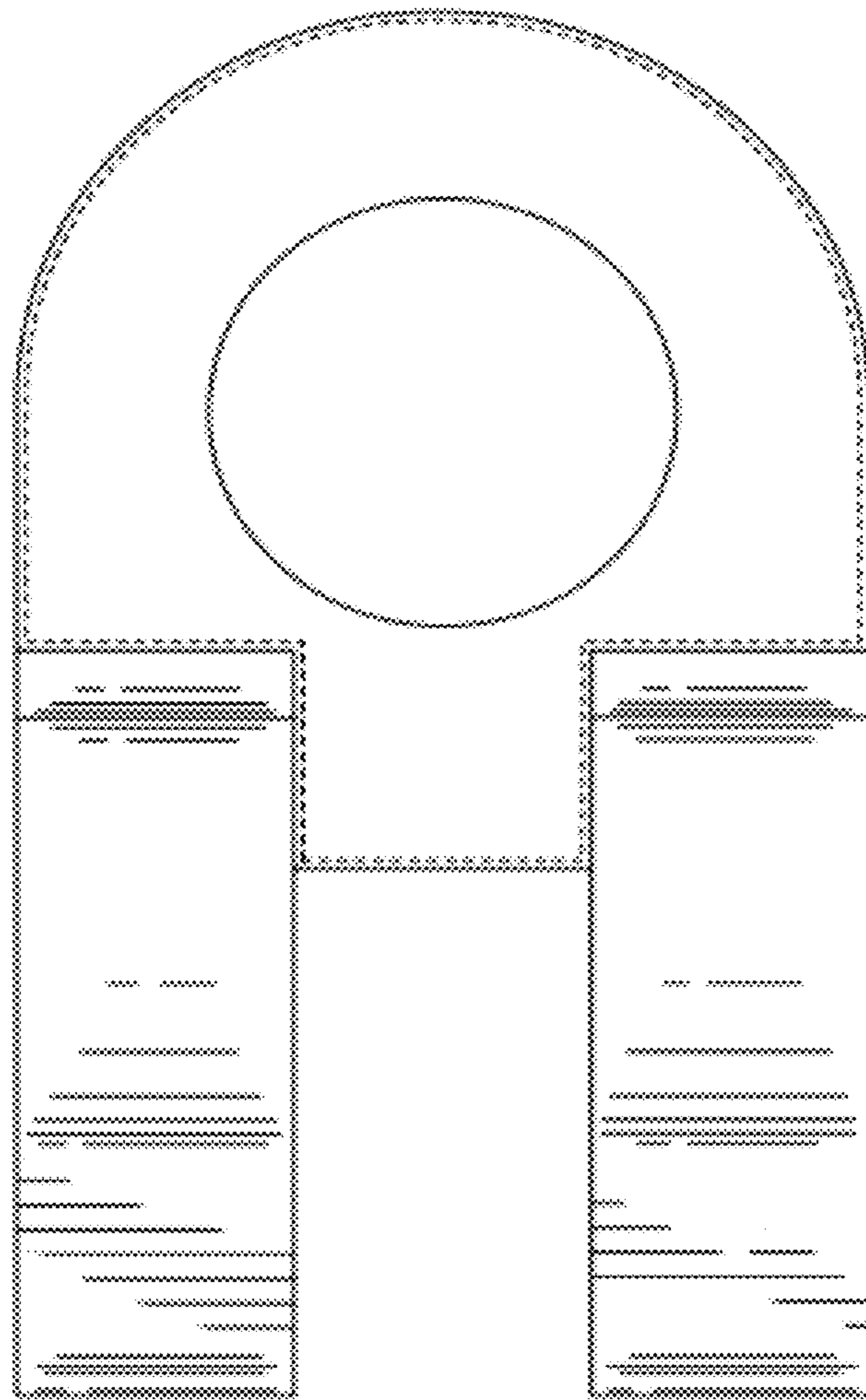


FIG. 3

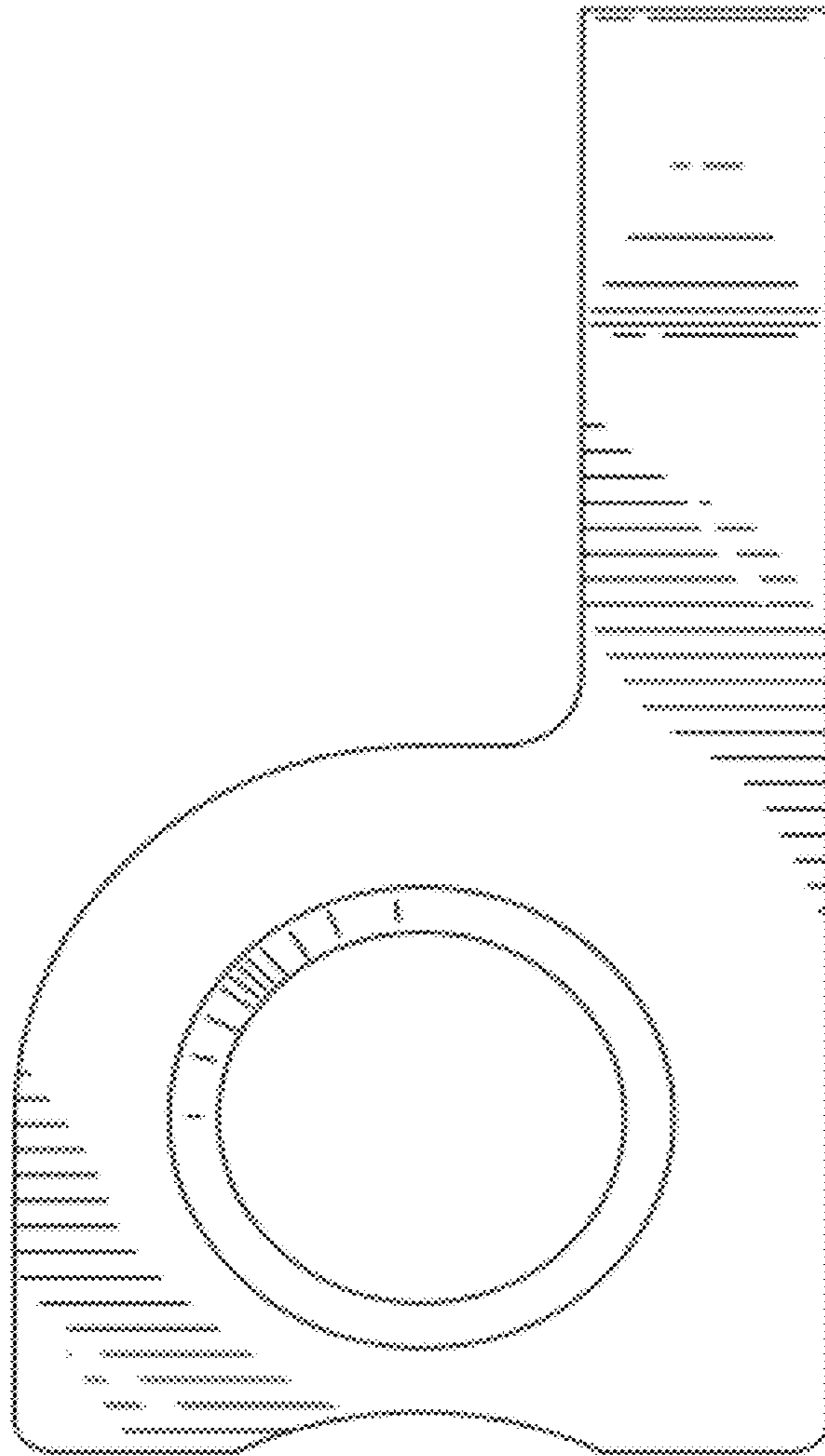


FIG. 4

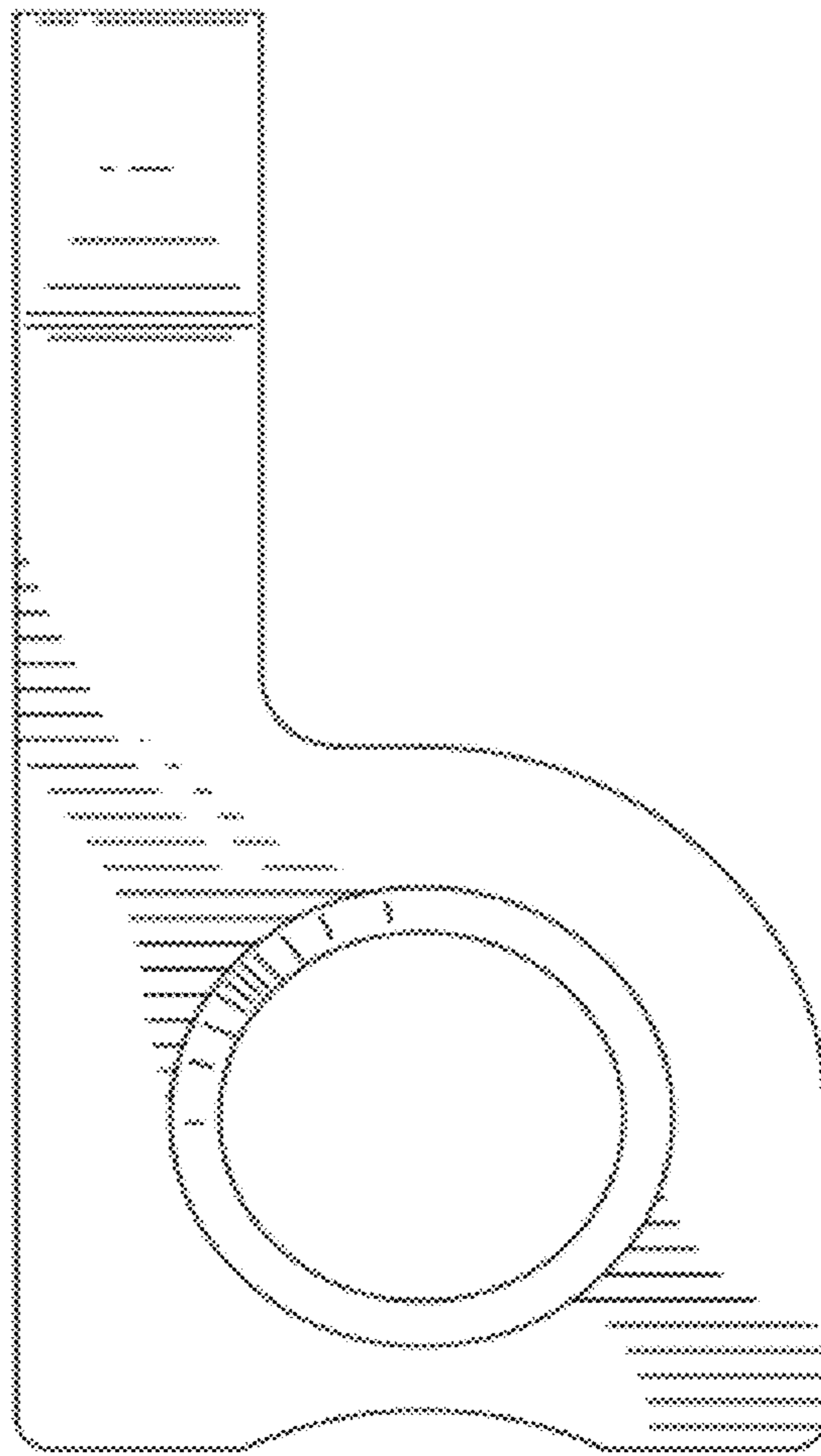


FIG. 5

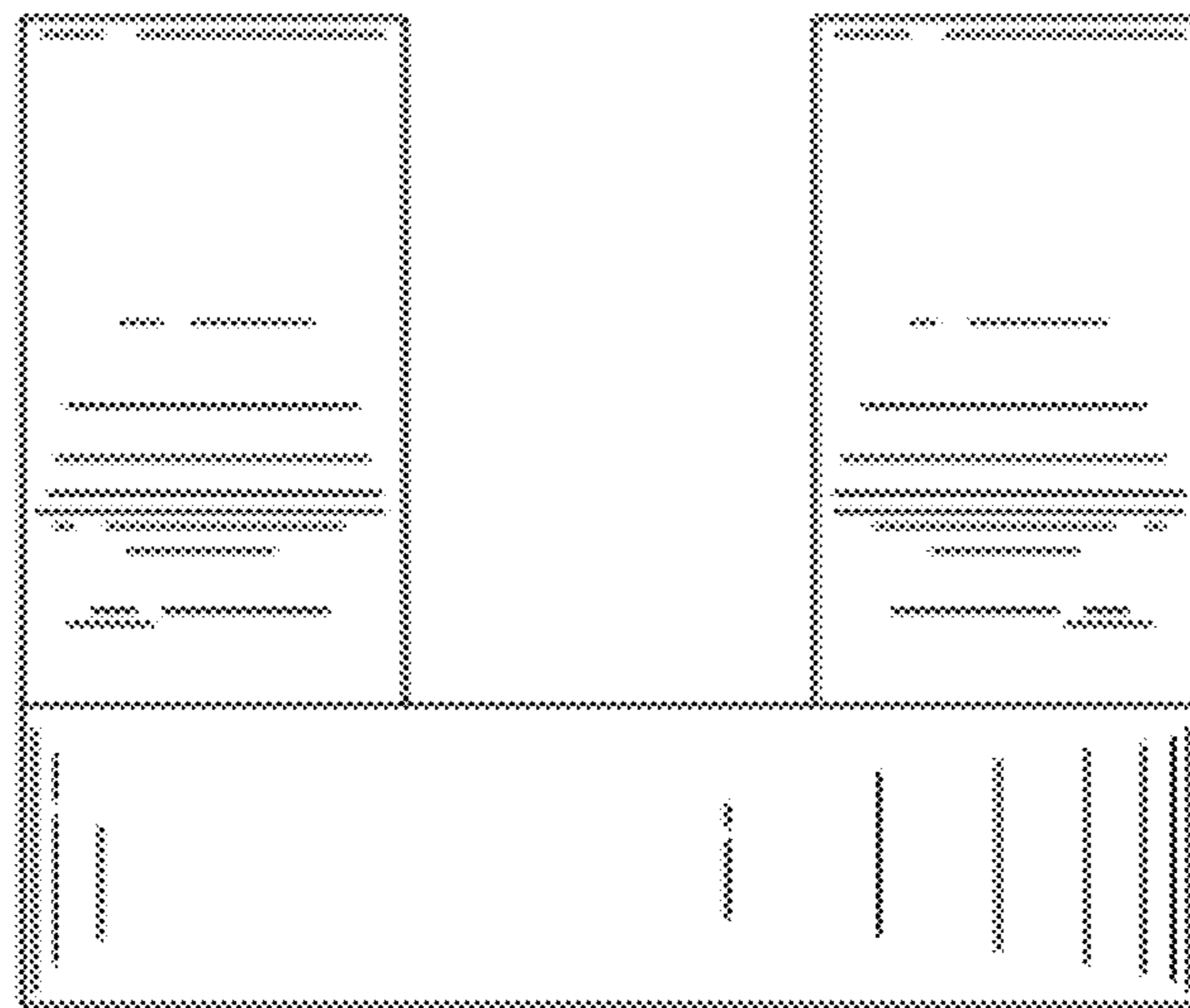


FIG. 6

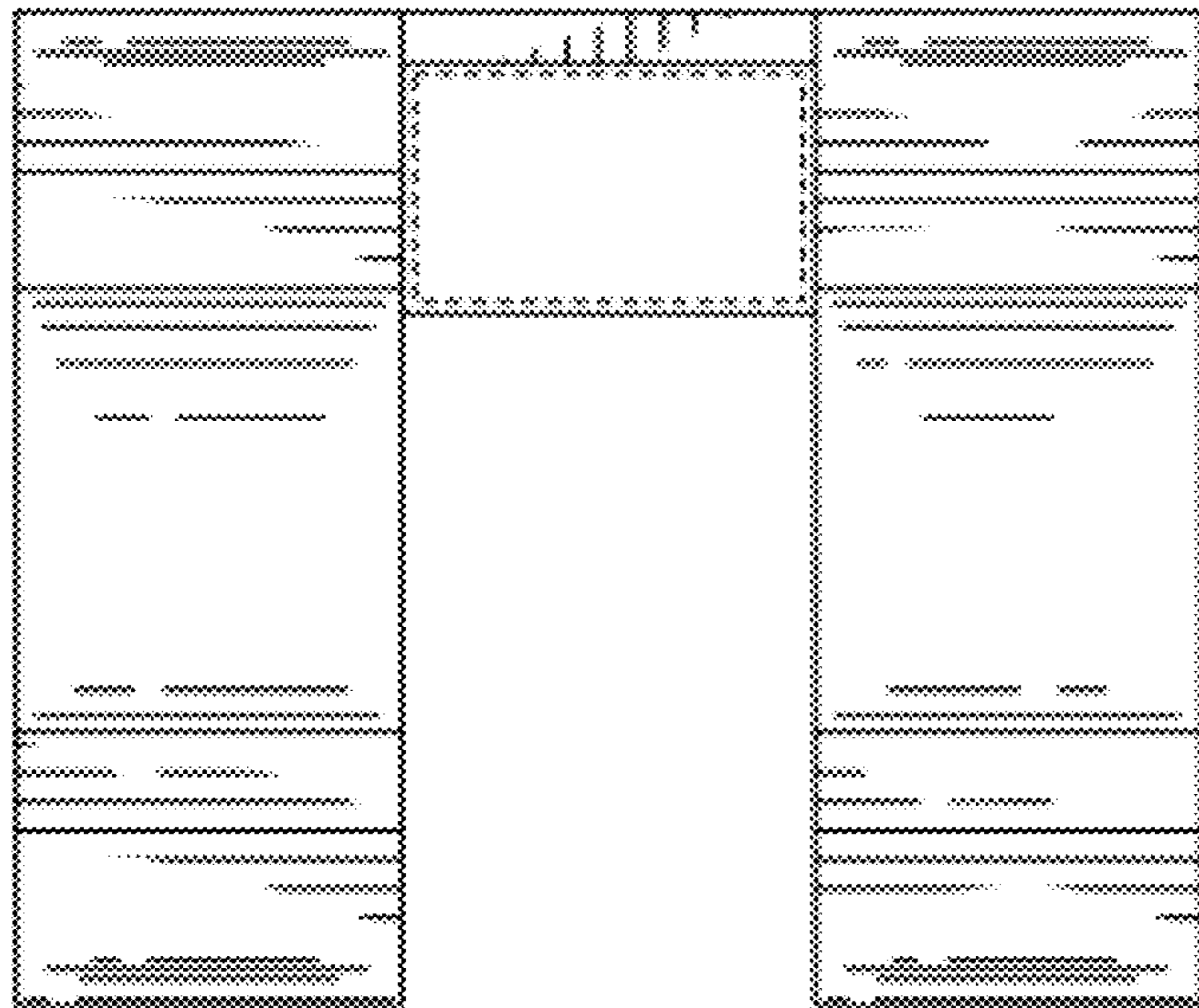


FIG. 7