



US00D672411S

(12) **United States Design Patent**  
**Dubreuil et al.**

(10) **Patent No.:** **US D672,411 S**  
(45) **Date of Patent:** **\*\* Dec. 11, 2012**

(54) **TOY FIGURE**

(75) Inventors: **Arnaud Rene Albert Dubreuil**, Vejle (DK); **Maria do Rosario Pereira da Costa**, Vejle (DK)

(73) Assignee: **Lego A/S**, Billund (DK)

(\*\*) Term: **14 Years**

(21) Appl. No.: **29/409,604**

(22) Filed: **Dec. 27, 2011**

(30) **Foreign Application Priority Data**

Jun. 30, 2011 (WO) ..... DM/076 470

(51) **LOC (9) Cl.** ..... **21-01**

(52) **U.S. Cl.** ..... **D21/659; D21/648**

(58) **Field of Classification Search** ..... D21/621, D21/623, 624, 625, 628, 630, 631, 633, 640, D21/643-649, 659; 446/268, 360, 361, 376, 446/379, 382-384; D19/62

See application file for complete search history.

(56) **References Cited**

U.S. PATENT DOCUMENTS

4,028,844	A	*	6/1977	Dideriksen et al.	.....	446/97
4,205,482	A	*	6/1980	Christiansen et al.	.....	446/97
D256,145	S	*	7/1980	Wyman	.....	D21/621
D323,006	S	*	1/1992	Mariol	.....	D21/648
D323,536	S	*	1/1992	Mariol	.....	D21/631
D352,078	S	*	11/1994	Bertrand	.....	D21/621

\* cited by examiner

*Primary Examiner* — Zenia Bennett

(74) *Attorney, Agent, or Firm* — Day Pitney LLP


(57) **CLAIM**

The ornamental design for a toy figure, as shown and described.

**DESCRIPTION**

FIG. 1 is a top, front perspective view of our ornamental design for a toy figure;  
FIG. 2 is a front view thereof;  
FIG. 3 is a rear view thereof;  
FIG. 4 is a right side view thereof;  
FIG. 5 is a left side view thereof;  
FIG. 6 is a bottom plan view thereof; and,  
FIG. 7 is a top plan view thereof.  
The broken lines in each of the figures are for environmental purposes only and form no part of the claimed design.

**1 Claim, 7 Drawing Sheets**



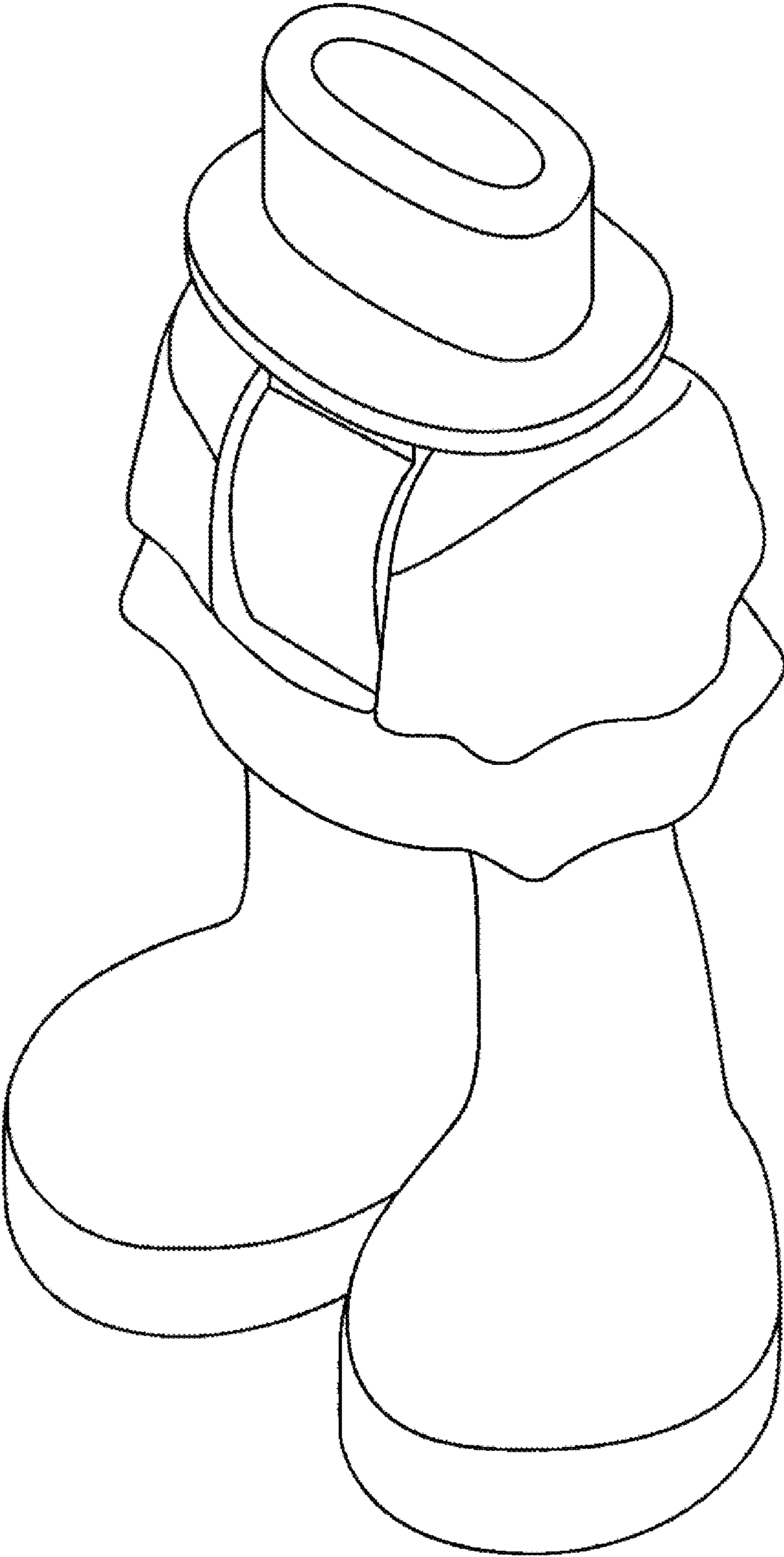


FIG. 1




FIG. 2




FIG. 3

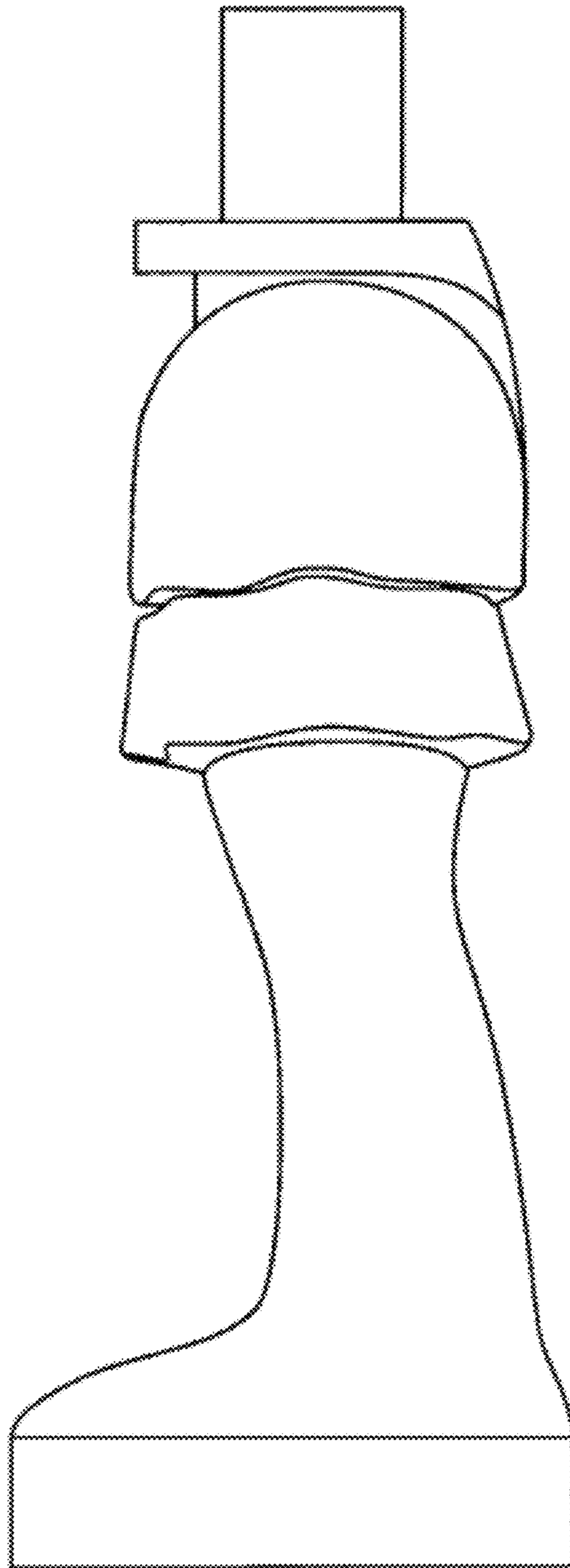


FIG. 4

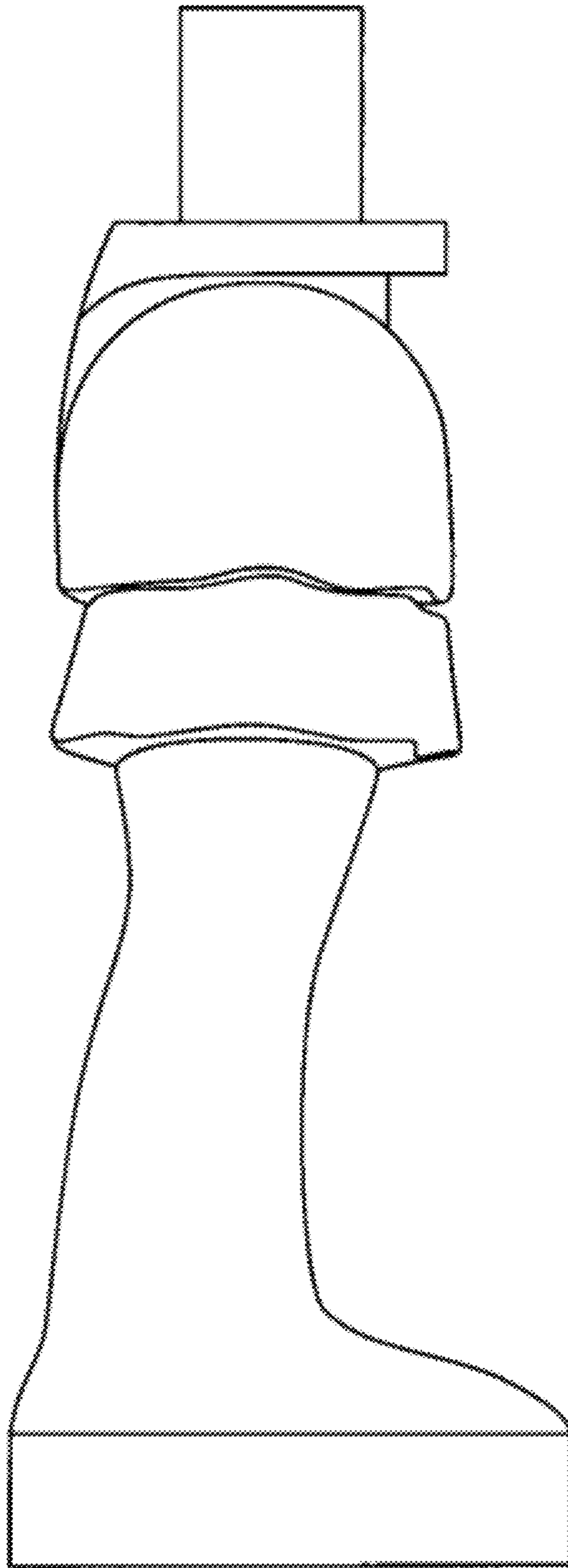


FIG. 5

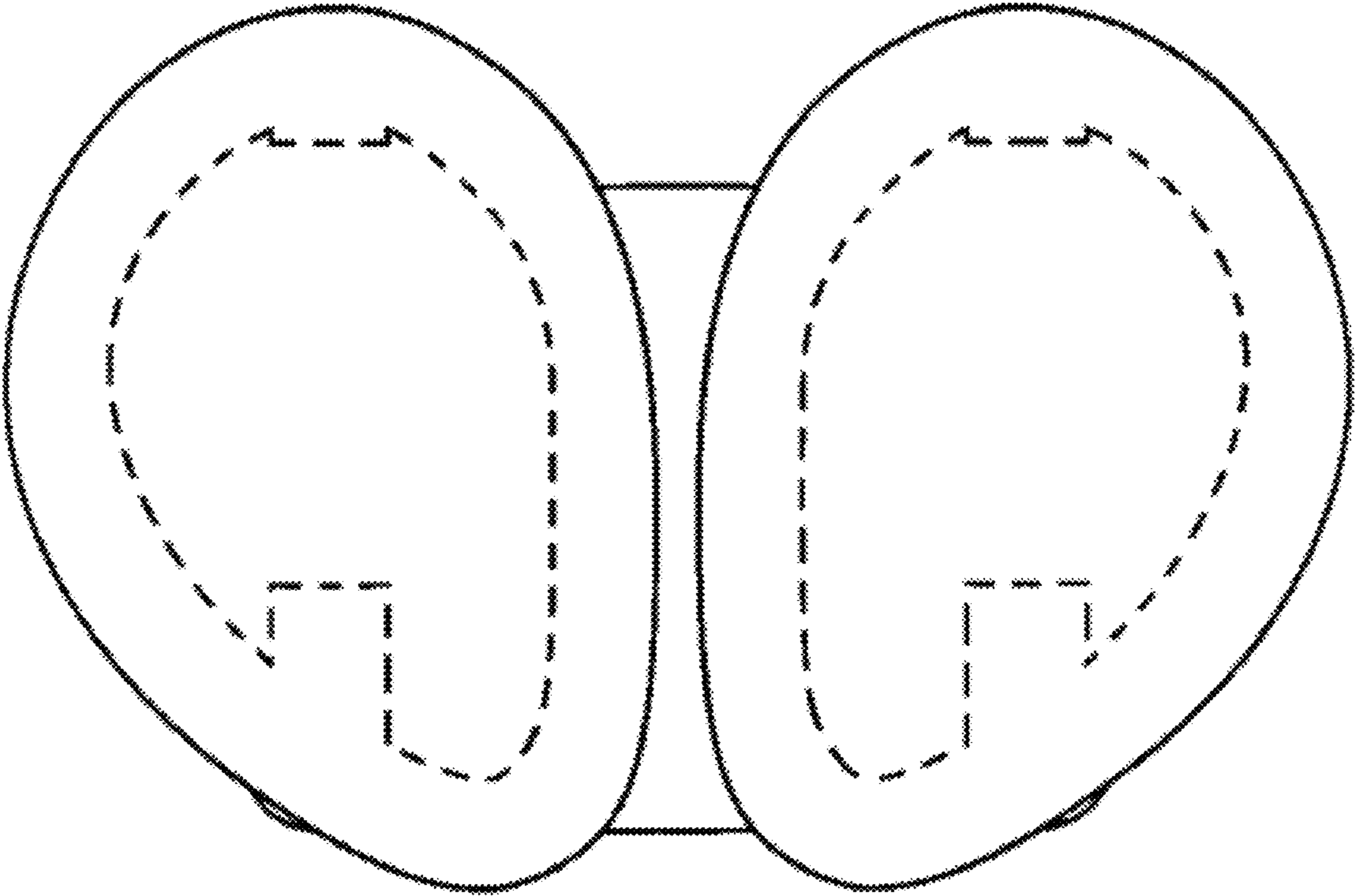


FIG. 6

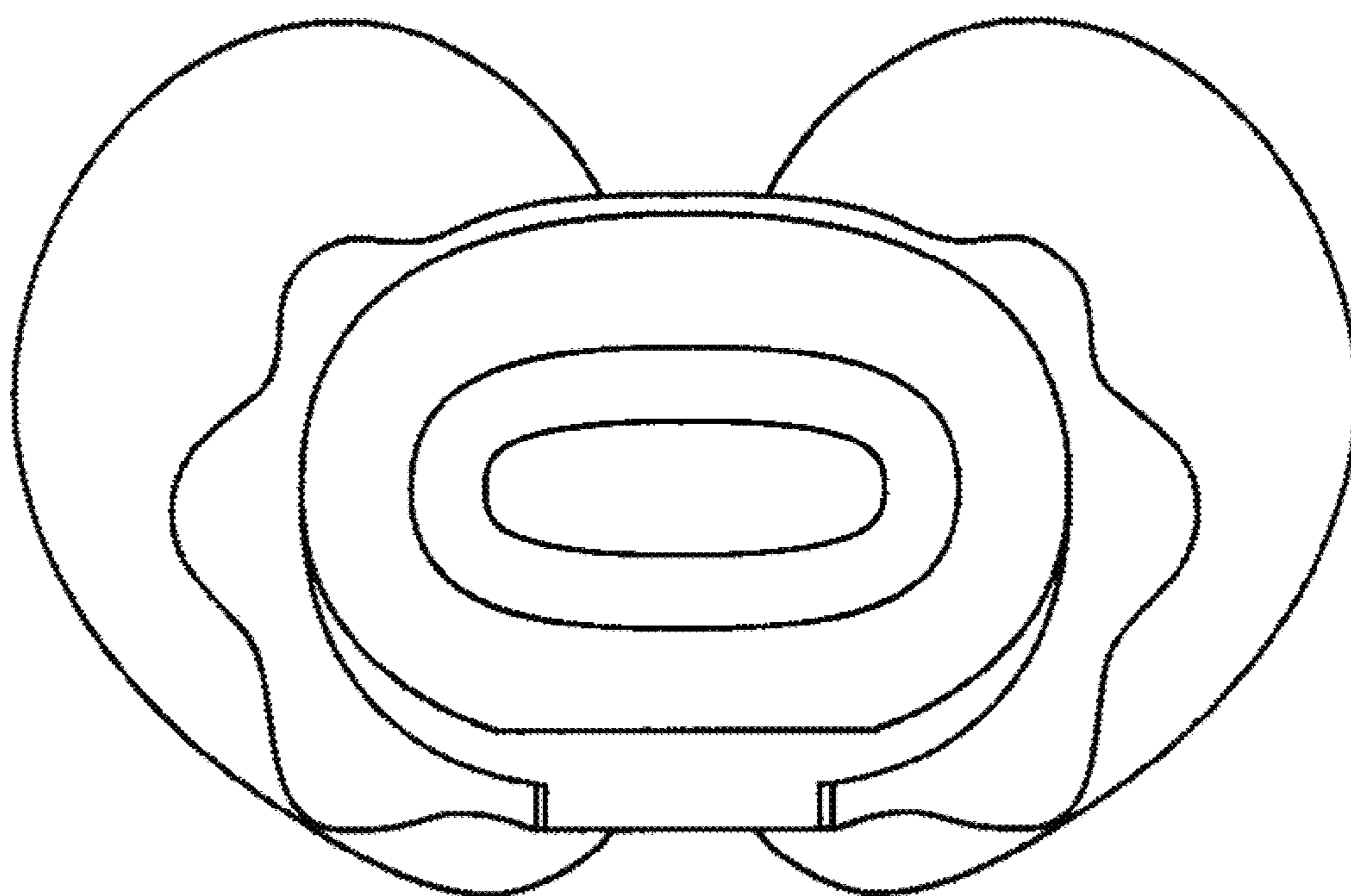


FIG. 7