



US00D672396S

(12) **United States Design Patent**
Nadeau et al.

(10) **Patent No.:** **US D672,396 S**

(45) **Date of Patent:** **** Dec. 11, 2012**

(54) **VEHICLE WINDOW DISPLAY SIGN**

(76) Inventors: **Rosaire J. Nadeau**, New Britain, CT
(US); **Nancie A. Nadeau**, New Britain,
CT (US)

(**) Term: **14 Years**

(21) Appl. No.: **29/397,375**

(22) Filed: **Jul. 14, 2011**

(51) **LOC (9) Cl.** **20-03**

(52) **U.S. Cl.** **D20/29; D20/42**

(58) **Field of Classification Search** D20/10,
D20/11, 19, 22-33, 36, 40, 42, 99;
40/124.01-124.09, 124.11-124.19, 124.191,
40/299.01, 413, 446, 538, 541, 564, 575,
40/576, 584, 591, 593, 594, 600, 643, 644,
40/661; D11/109; 428/40.1, 42.1-42.3,
428/43, 914; 762/812

See application file for complete search history.

(56) **References Cited**

U.S. PATENT DOCUMENTS

| | | | | | |
|-----------|------|---------|-------------|-------|----------|
| D5,236 | S * | 8/1871 | Josepn | | D11/109 |
| 4,400,419 | A * | 8/1983 | Laczynski | | 428/41.3 |
| D304,737 | S * | 11/1989 | Mori | | D20/42 |
| 5,241,768 | A | 9/1993 | Thompson | | |
| 6,446,375 | B1 | 9/2002 | Davis | | |
| 6,449,889 | B1 * | 9/2002 | Hottenstein | | 40/575 |
| 6,718,667 | B2 | 4/2004 | Applebee | | |

| | | | | | |
|--------------|------|--------|----------------|-------|--------|
| 6,732,460 | B2 * | 5/2004 | Blakeslee | | 40/564 |
| 6,860,047 | B1 | 3/2005 | Rodriguez | | |
| D507,843 | S * | 7/2005 | Calimlim | | D26/94 |
| 7,331,131 | B2 * | 2/2008 | Staples | | 40/413 |
| D641,527 | S * | 7/2011 | Regnier et al. | | D32/40 |
| 2003/0079392 | A1 * | 5/2003 | Newman | | 40/661 |
| 2004/0134100 | A1 | 7/2004 | McVicker | | |
| 2004/0134108 | A1 * | 7/2004 | Harari | | 40/600 |
| 2007/0199217 | A1 * | 8/2007 | Jong | | 40/542 |

* cited by examiner

Primary Examiner — Mary Ann Calabrese

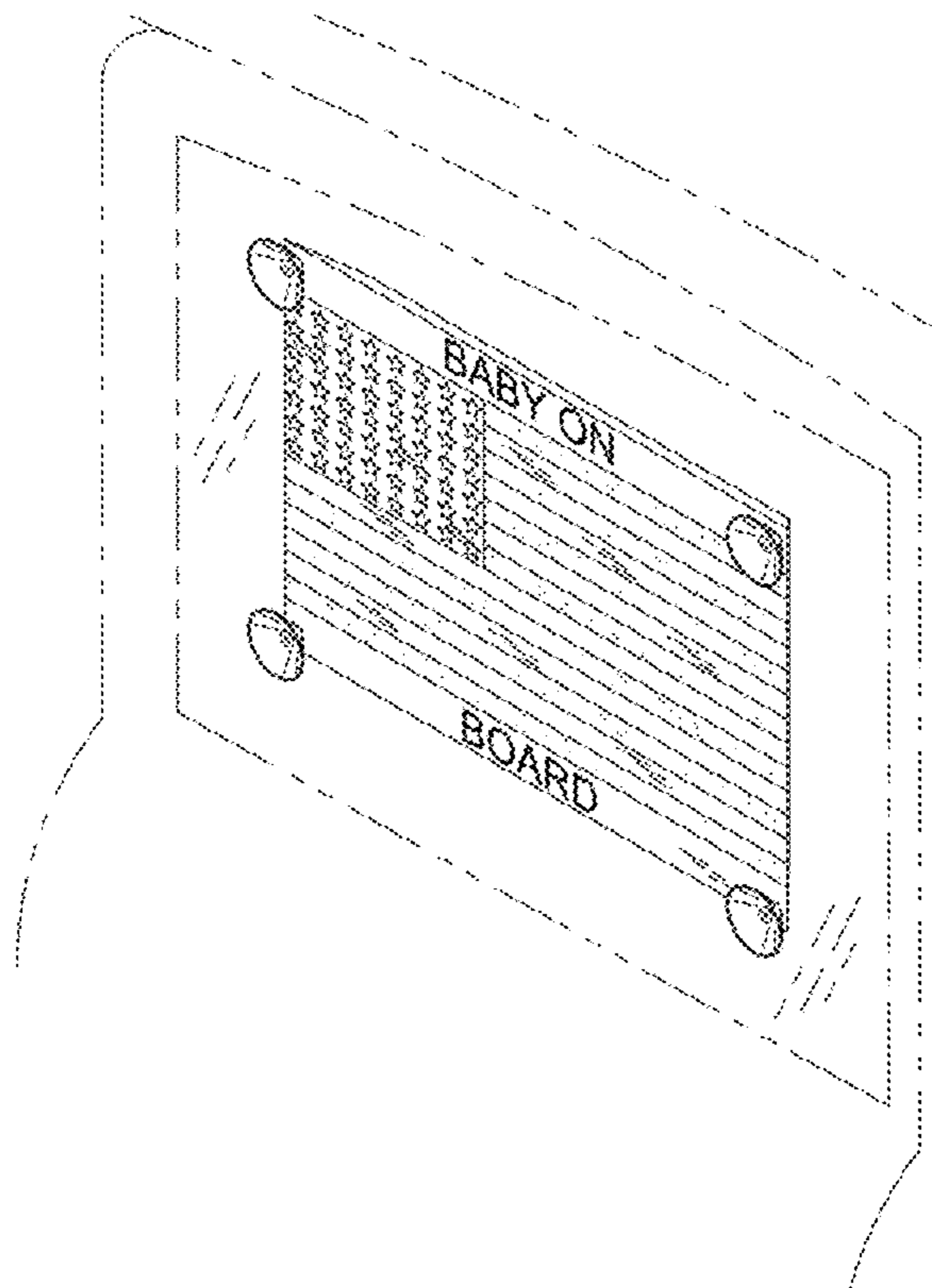
(57) **CLAIM**

The ornamental design for a vehicle window display sign, as shown and described.

DESCRIPTION

FIG. 1 is a front elevation view of a vehicle window display sign showing my new design;
FIG. 2 is a rear elevation view thereof;
FIG. 3 is a right elevation view thereof, the opposite side being a mirror image of the shown;
FIG. 4 is a top plan view thereof, the bottom being a mirror image of the shown;
FIG. 5 is an isometric view thereof; and,
FIG. 6 is an isometric view thereof illustrated with hook and loop attachment bodies in an alternate embodiment.
The broken lines in FIGS. 5 and 6 depict a vehicle window as environmental subject matter only and form no part of the claimed design.

1 Claim, 4 Drawing Sheets



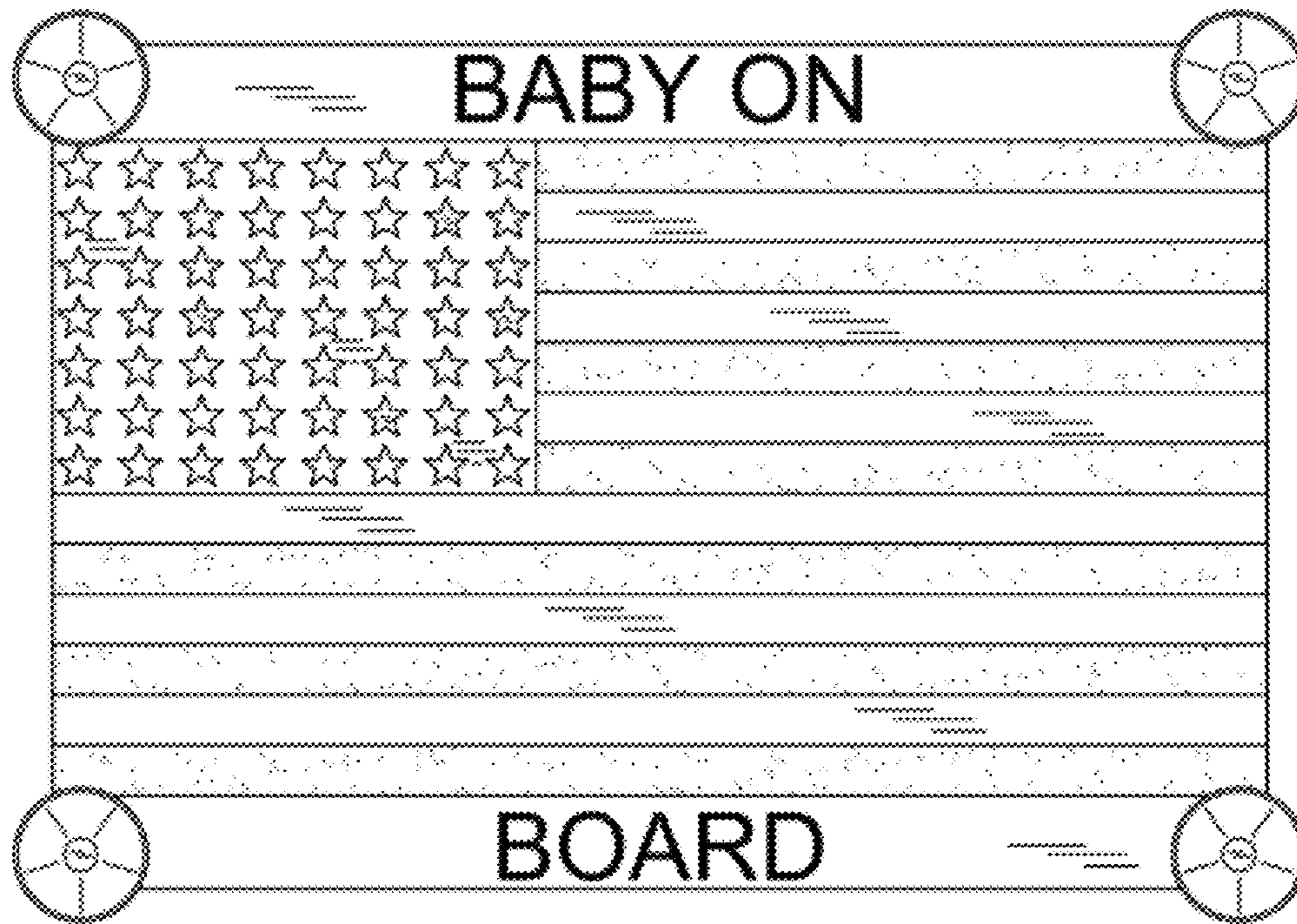


FIG. 1





FIG. 2

FIG. 3



FIG. 4



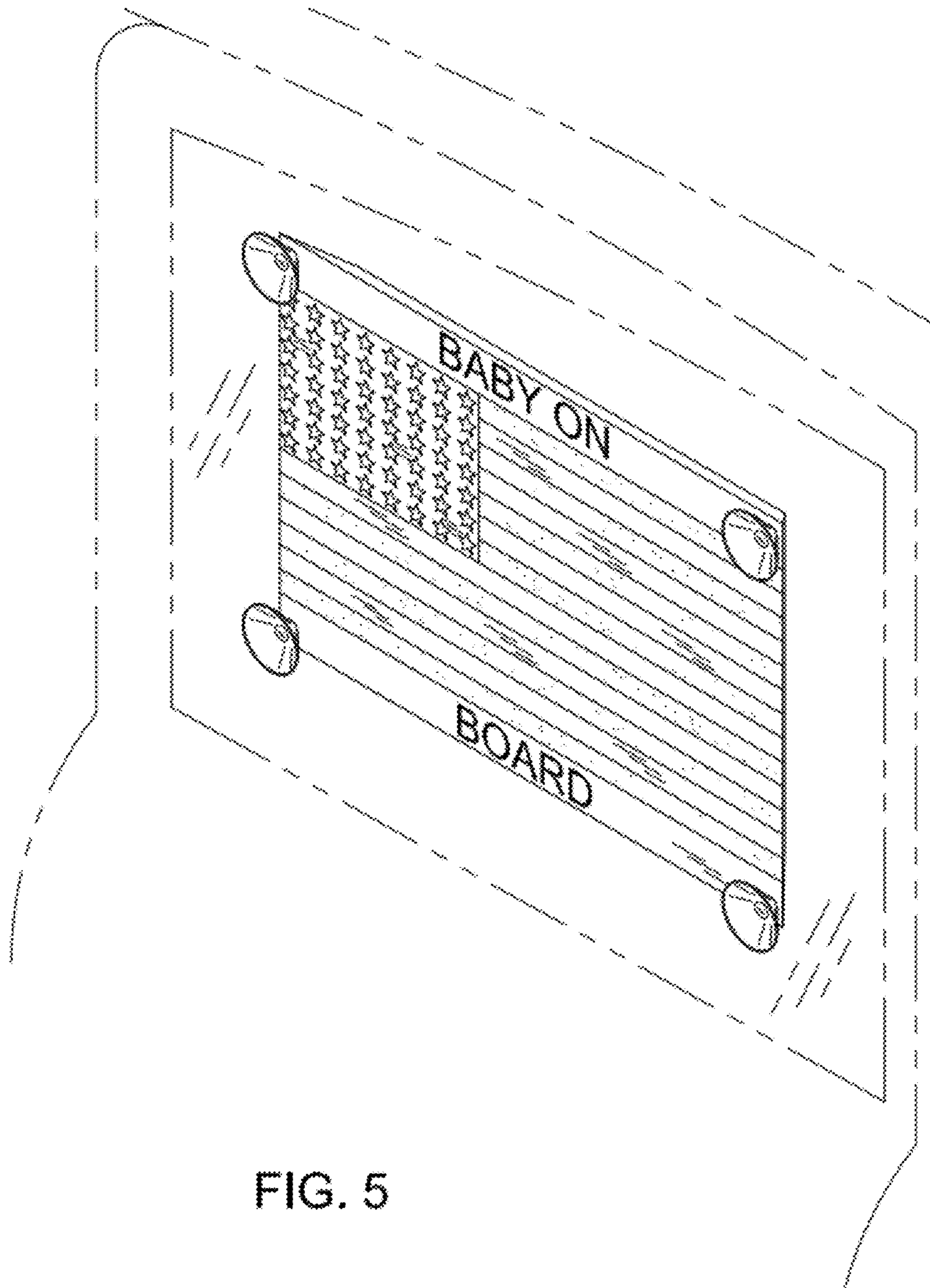


FIG. 5

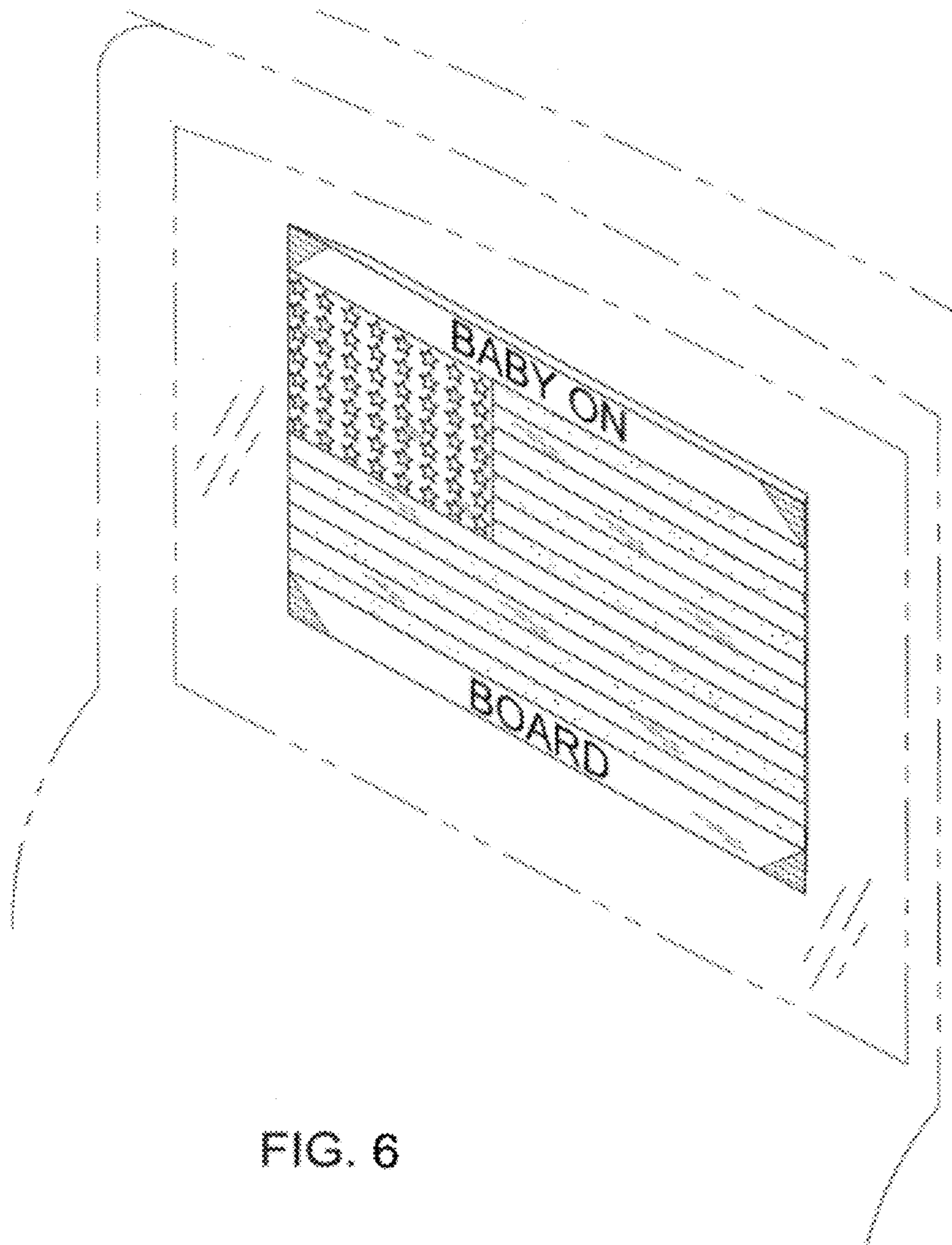


FIG. 6