



US00D672392S

(12) **United States Design Patent**
Santos et al.

(10) **Patent No.:** **US D672,392 S**

(45) **Date of Patent:** **** Dec. 11, 2012**

(54) **PEN PUPPET**

(76) Inventors: **Kathleen M. Santos**, East Troy, WI (US); **Katrina M. C. Santos**, East Troy, WI (US)

(**) Term: **14 Years**

(21) Appl. No.: **29/393,469**

(22) Filed: **Jun. 4, 2011**

(51) **LOC (9) Cl.** **19-06**

(52) **U.S. Cl.** **D19/42**

(58) **Field of Classification Search** D19/35, D19/36, 41-51, 54-58; D14/411; 24/11 F, 24/11 P, 11 R; 401/52, 99, 104-109, 192, 401/195, 196; D2/615, 622; D21/587, 588, D21/589

See application file for complete search history.

(56) **References Cited**

U.S. PATENT DOCUMENTS

182,388	A	9/1876	Spring	
266,442	A	10/1882	Diedel	
414,059	A	10/1889	Libby	
616,746	A *	12/1898	Taylor	74/558.5
1,598,873	A	9/1926	Peterson	
1,647,536	A *	11/1927	Miller	401/88
1,868,441	A	7/1932	Colfelt	
2,239,180	A *	4/1941	Kupfer	135/72
2,362,948	A	11/1944	Teague et al.	
4,468,146	A	8/1984	Tabachnik	
D281,265	S *	11/1985	Griffioen	D21/588
5,354,140	A	10/1994	Diakoulas	
5,360,048	A	11/1994	Lauer	
5,475,896	A *	12/1995	Wang	16/421
6,059,472	A	5/2000	Yeh	
D428,917	S *	8/2000	Gruosi	D19/48
D429,526	S *	8/2000	Sullivan et al.	D24/133
D445,151	S	7/2001	Chu	
6,328,493	B1	12/2001	Starchevich	

D454,365	S	3/2002	Summers	
D470,886	S	2/2003	Sheng	
D492,723	S *	7/2004	Kuo Chiang	D19/51
D502,734	S *	3/2005	Davis et al.	D19/36
D503,429	S	3/2005	Cheng	
D510,597	S	10/2005	Cheng	
D516,463	S	3/2006	Thorsteinsson	
D536,377	S *	2/2007	Cetera	D19/43
D540,860	S *	4/2007	Jaricot	D19/41
D541,857	S *	5/2007	Jaricot	D19/41
D567,859	S *	4/2008	Cetera	D19/55
7,367,735	B2	5/2008	Kanari	
2002/0081563	A1	6/2002	You	
2004/0047668	A1	3/2004	Geddes et al.	
2007/0077111	A1	4/2007	Qiu et al.	
2008/0175650	A1	7/2008	Geddes	

* cited by examiner

Primary Examiner — Elizabeth Albert

(74) *Attorney, Agent, or Firm* — Christopher Wood; Premier Law Group, PLLC

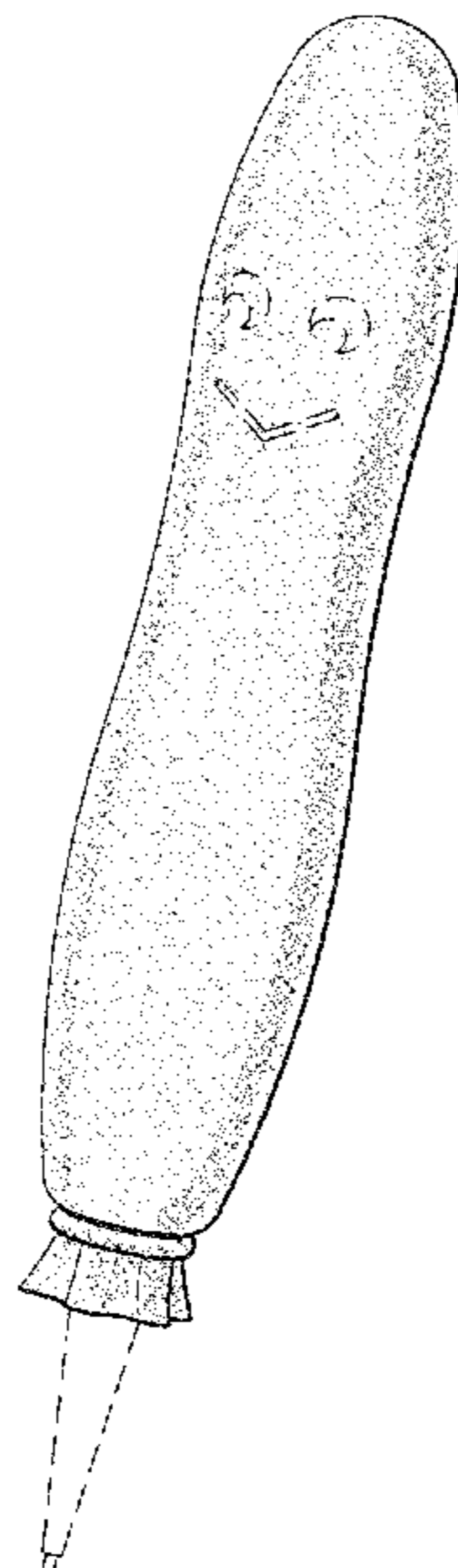
(57) **CLAIM**

The ornamental design for a pen puppet, as shown and described.

DESCRIPTION

FIG. 1 is an environmental front view of the pen puppet showing my new design; FIG. 2 is a front elevation view of the pen puppet; FIG. 3 is a rear elevation view of the pen puppet; FIG. 4 is a top view thereof; FIG. 5 is a bottom view thereof; FIG. 6 is a left side view thereof; and, FIG. 7 is a right side view thereof. The pen tip shown in FIG. 1, the inside shown in FIG. 5, and the face shown in FIGS. 1, 2, 6, and 7 are included for the purpose of illustrating features and portions of the pen puppet that form no part of the claimed design.

1 Claim, 4 Drawing Sheets



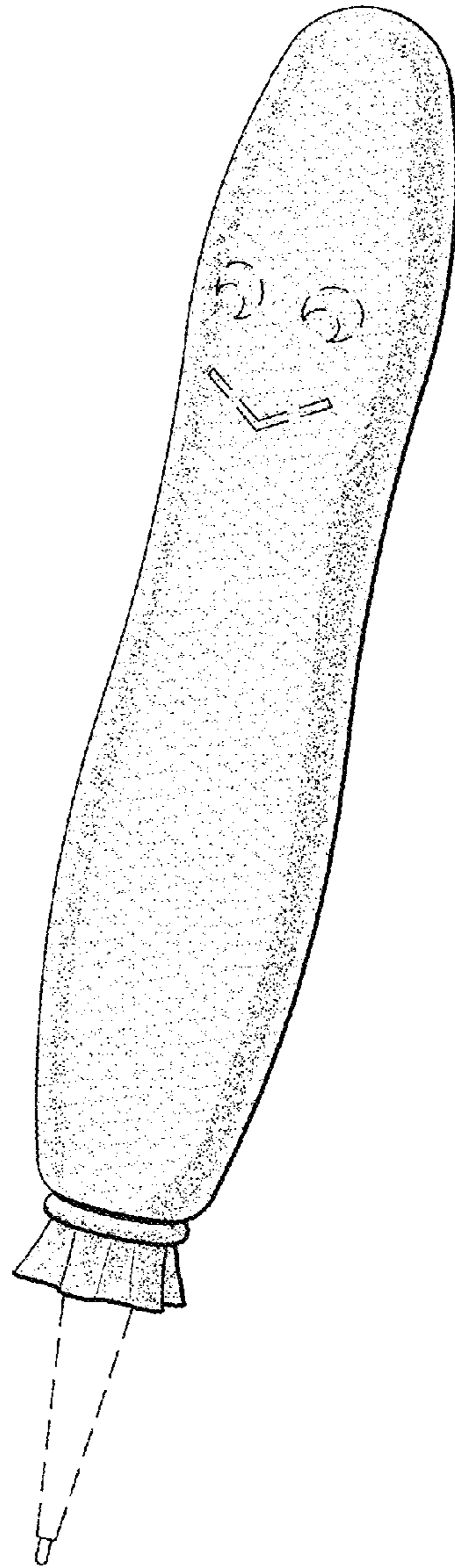


FIG. 1




FIG. 2




FIG. 3

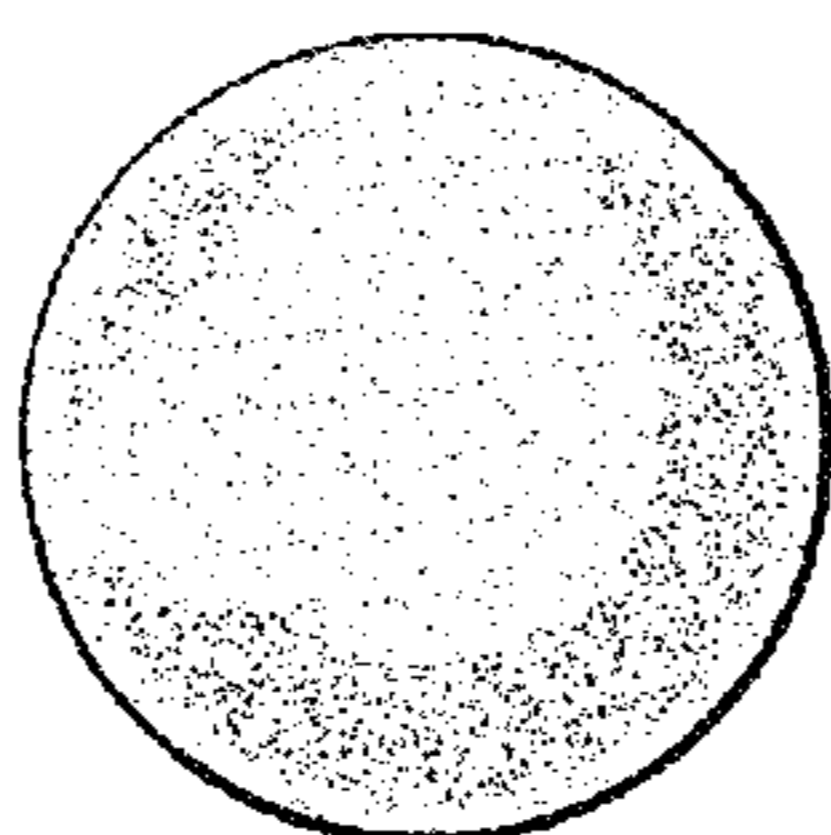


FIG. 4

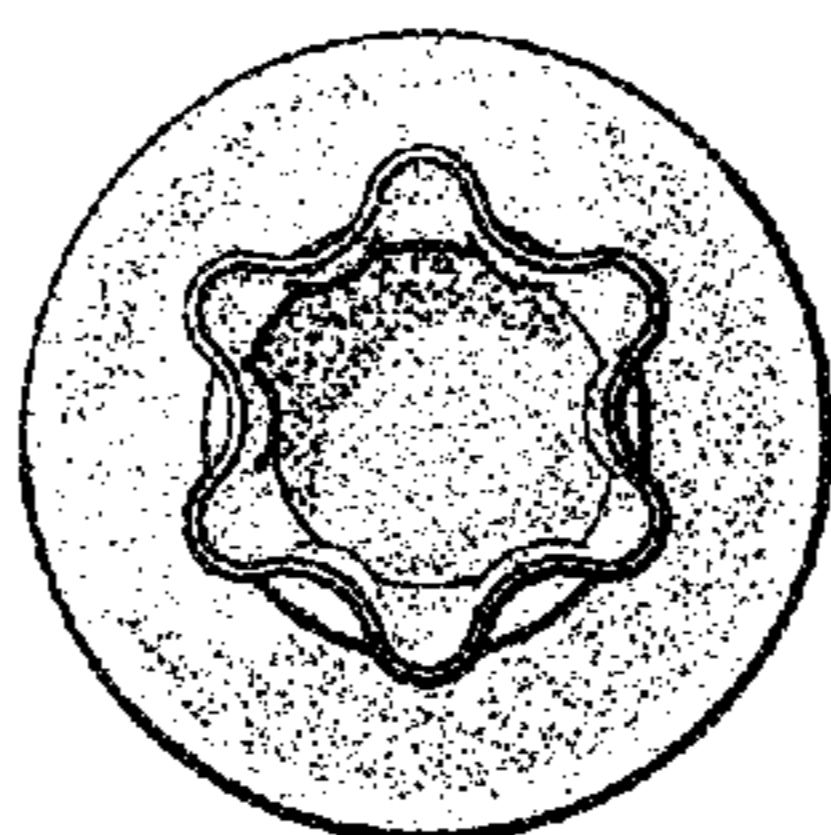


FIG. 5




FIG. 6




FIG. 7