



US00D672391S

(12) **United States Design Patent**
Peritz

(10) **Patent No.:** **US D672,391 S**

(45) **Date of Patent:** **** Dec. 11, 2012**

(54) **DOUBLE ENDED DRAWING TOOL**

(76) Inventor: **Rob Jefry Peritz**, Lyons, CO (US)

(**) Term: **14 Years**

(21) Appl. No.: **29/400,236**

(22) Filed: **Aug. 24, 2011**

(51) **LOC (9) Cl.** **19-06**

(52) **U.S. Cl.** **D19/36**

(58) **Field of Classification Search** D19/35,
D19/36, 41-51, 54-58; D14/411; 24/11 F,
24/11 P, 11 R; 401/52, 99-109, 192, 195,
401/196

See application file for complete search history.

(56) **References Cited**

U.S. PATENT DOCUMENTS

D22,524	S	*	6/1893	Eckert et al.	D19/50
D42,553	S	*	5/1912	Tolfree	D19/49
1,162,732	A	*	11/1915	Draeger	24/12
D102,214	S	*	12/1936	Tyson	D13/153
2,385,945	A	*	10/1945	Schmidt	369/173
3,586,380	A	*	6/1971	Alibeckoff	300/21
3,648,836	A	*	3/1972	Castner	206/361
4,740,194	A	*	4/1988	Barabino et al.	604/3
D305,369	S	*	1/1990	Gavin	D28/7
5,120,301	A	*	6/1992	Wu	604/3
7,467,904	B1	*	12/2008	Wager	401/52

D619,168 S * 7/2010 Yu D19/45

* cited by examiner

Primary Examiner — Elizabeth Albert

(74) *Attorney, Agent, or Firm* — Patent Law Offices of Rick Martin, P.C.

(57) **CLAIM**

The ornamental design for a double ended drawing tool, as shown and described.

DESCRIPTION

FIG. 1 is a top perspective view of my new design for a double wound drawing tool.

FIG. 2 is a top plan view of my new design for a double wound drawing tool.

FIG. 3 is a bottom plan view of my new design for a double wound drawing tool.

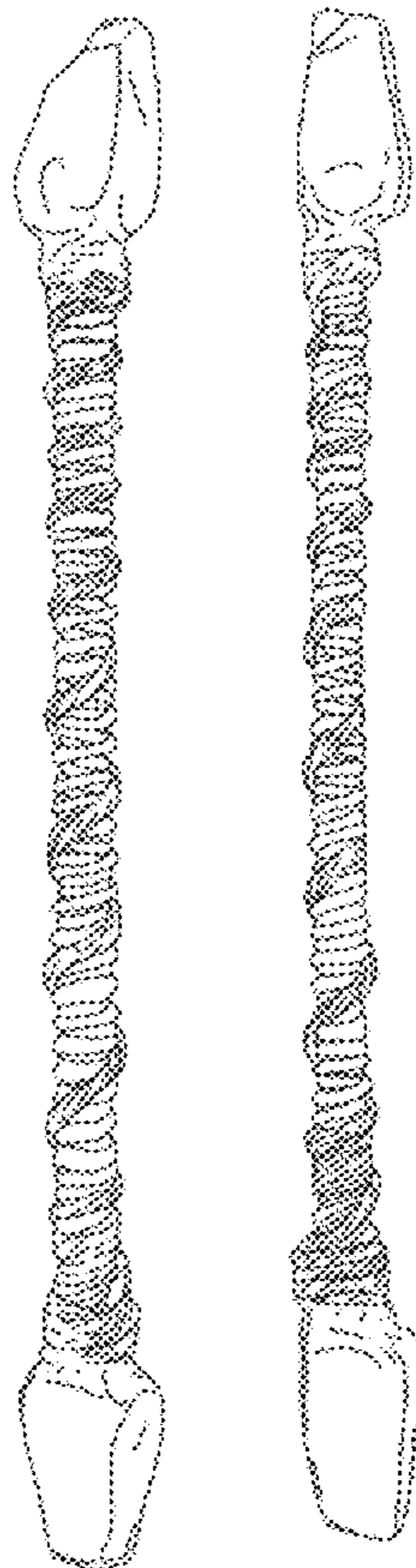
FIG. 4 is a right side elevation view of my new design for a double wound drawing tool.

FIG. 5 is a left side elevation view of my new design for a double wound drawing tool.

FIG. 6 is a front elevation view of my new design for a double wound drawing tool; and,

FIG. 7 is a rear elevation view of my new design for a double wound drawing tool.

1 Claim, 3 Drawing Sheets



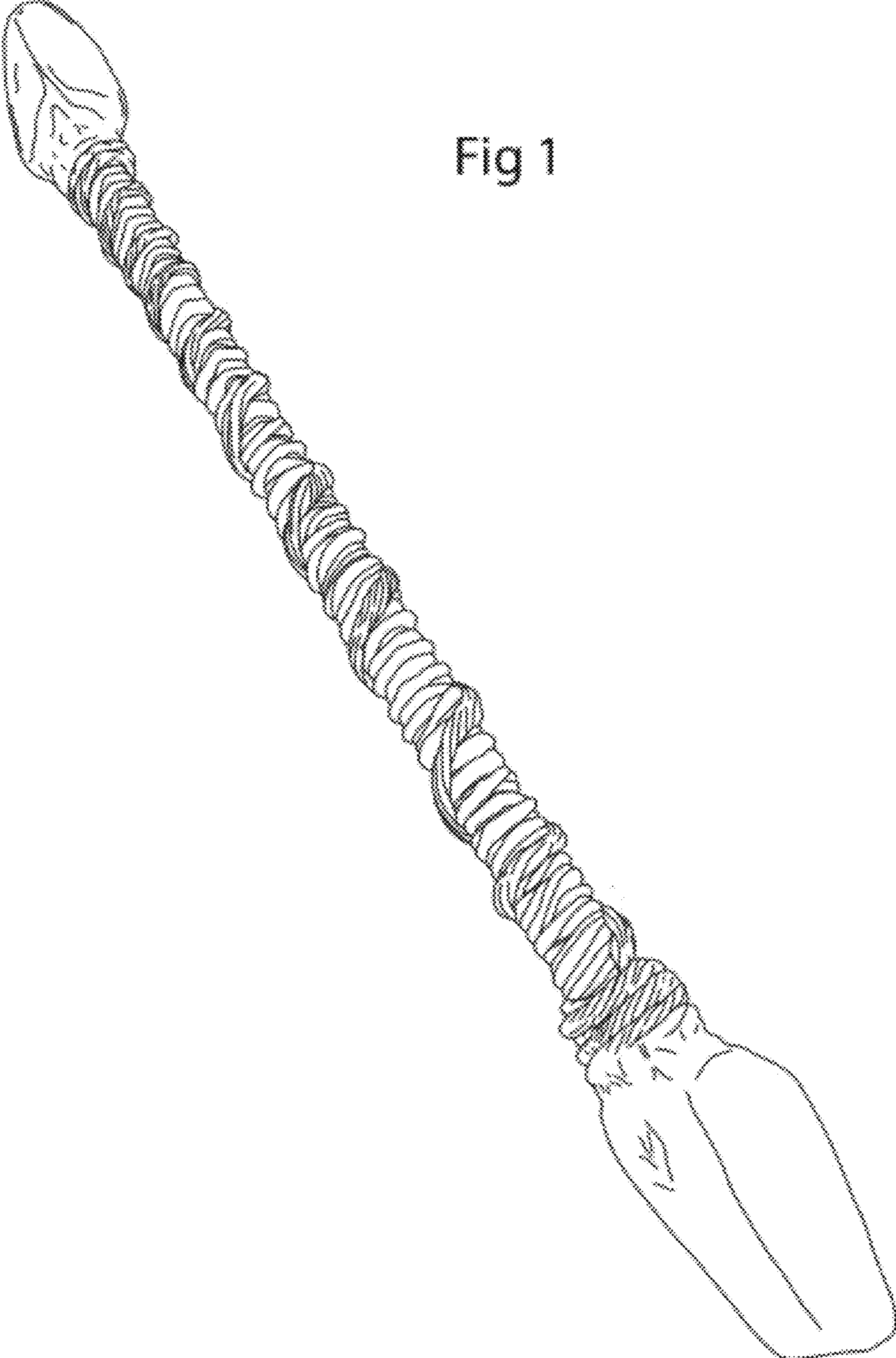


Fig 1

Fig 2

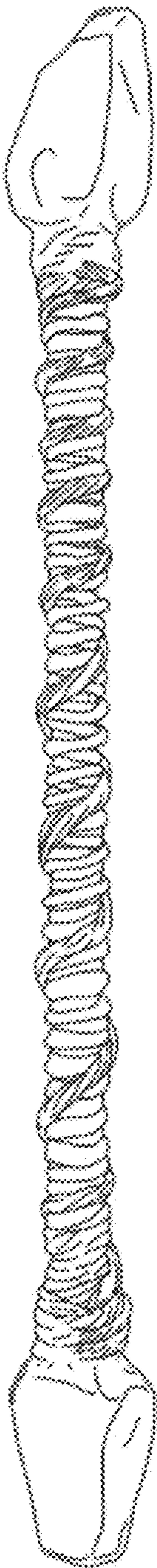


Fig 3

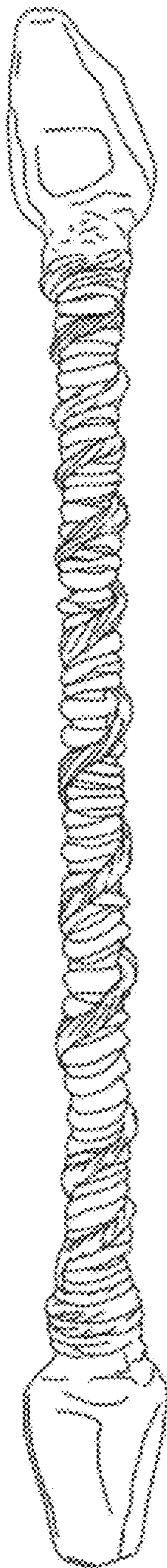


Fig 4

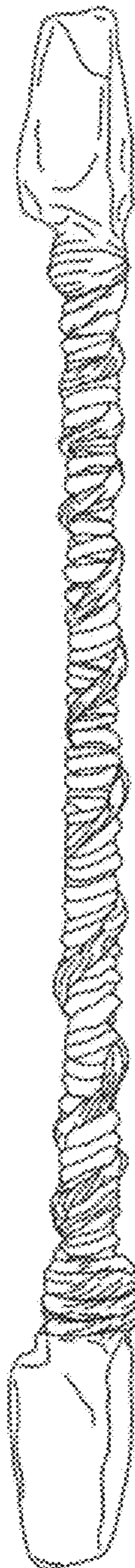


Fig 5

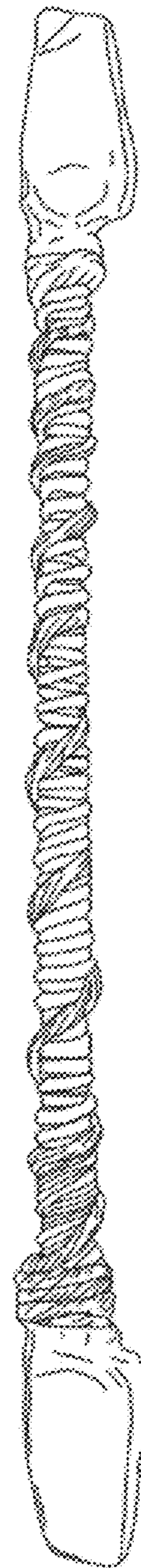


Fig 6

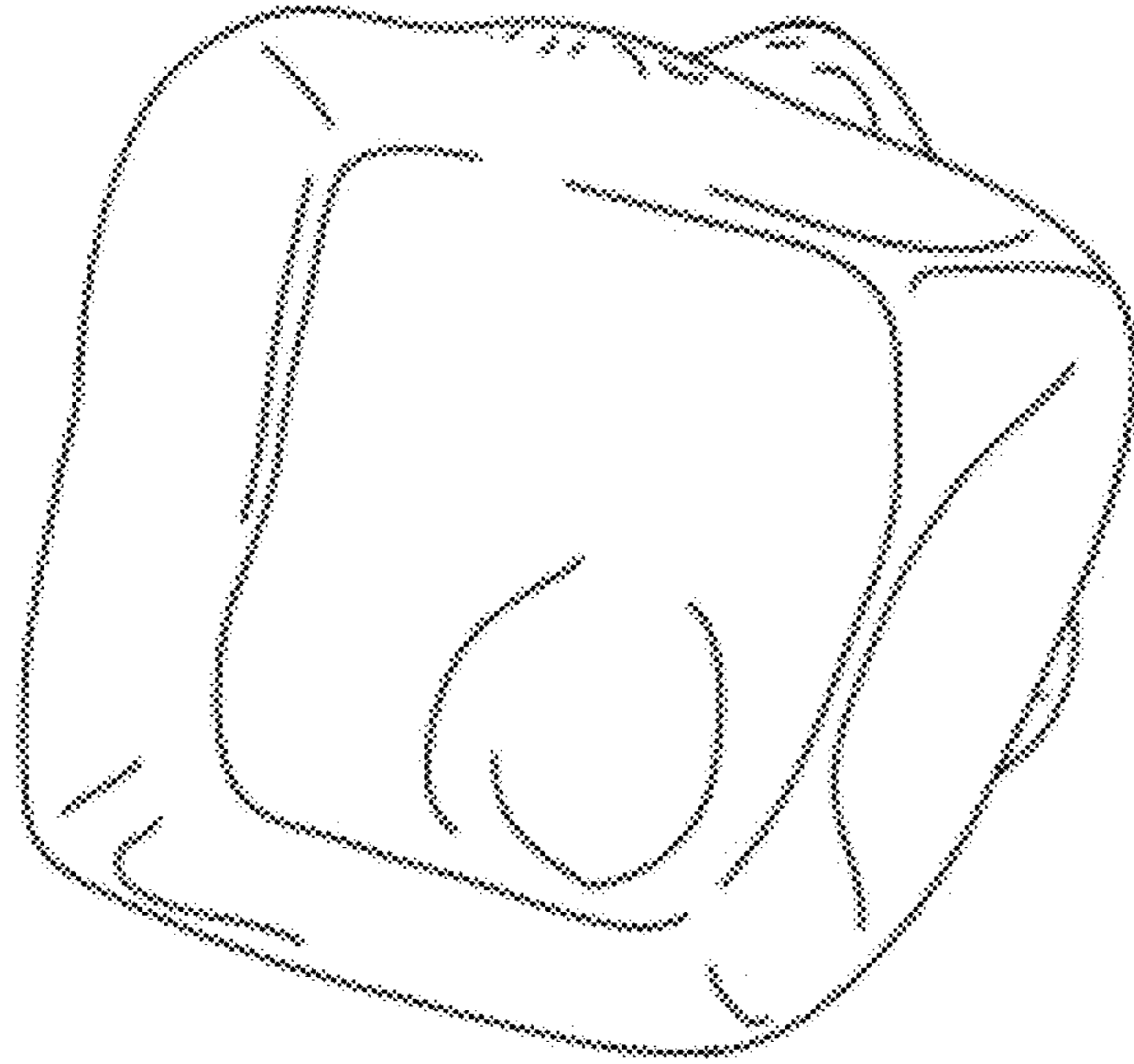
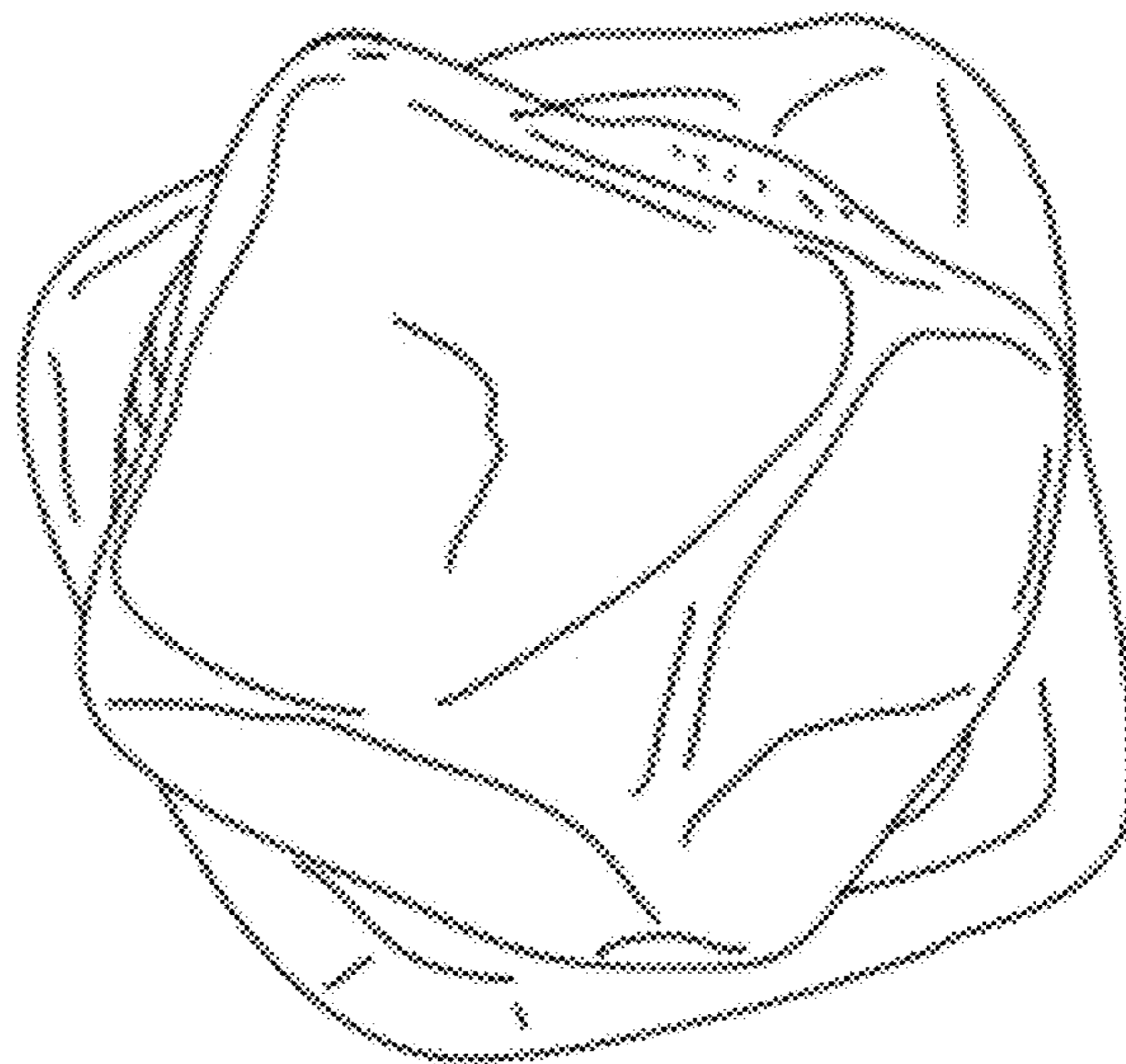


Fig 7



UNITED STATES PATENT AND TRADEMARK OFFICE
CERTIFICATE OF CORRECTION

PATENT NO. : D672,391 S
APPLICATION NO. : 29/400236
DATED : December 11, 2012
INVENTOR(S) : Rob Jefry Peritz

Page 1 of 1

It is certified that error appears in the above-identified patent and that said Letters Patent is hereby corrected as shown below:

In the Title:

“DOUBLE ENDED DRAWING TOOL”

Should read:

“DOUBLE WOUND DRAWING TOOL”

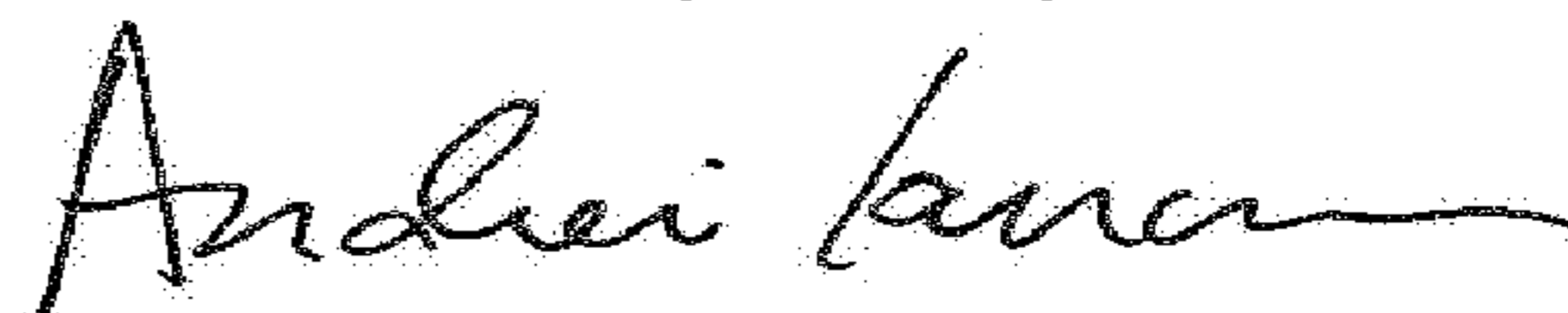
In the Claim:

“The ornamental design for a double ended drawing tool, as shown and described.”

Should read:

“The ornamental design for a double wound drawing tool, as shown and described.”

Signed and Sealed this
Tenth Day of July, 2018



Andrei Iancu

Director of the United States Patent and Trademark Office