



US00D672373S

(12) **United States Design Patent**  
**Nilsson**

(10) **Patent No.:** **US D672,373 S**

(45) **Date of Patent:** **\*\* Dec. 11, 2012**

(54) **FRONT LOADER FOR A TRACTOR**

(75) Inventor: **Tommy Nilsson**, Umeå (SE)

(73) Assignee: **Alo Aktiebolag**, Umea (SE)

(\*\*) Term: **14 Years**

(21) Appl. No.: **29/413,064**

(22) Filed: **Feb. 10, 2012**

**Related U.S. Application Data**

(62) Division of application No. 29/396,905, filed on Jul. 8, 2011.

**Foreign Application Priority Data**

Jan. 10, 2011 (EM) ..... 001802802-0001  
Jan. 10, 2011 (EM) ..... 001802802-0002  
Jan. 10, 2011 (EM) ..... 001802802-0003  
Jan. 10, 2011 (EM) ..... 001802802-0004  
Jan. 10, 2011 (EM) ..... 001802802-0005

(51) **LOC (9) Cl.** ..... **15-03**

(52) **U.S. Cl.** ..... **D15/32; D15/28**

(58) **Field of Classification Search** ..... D15/10,  
D15/22-26, 28, 29, 32; 414/686, 694, 722,  
414/718, 815, 723, 685, 724; 37/341, 407,  
37/468; 212/347

See application file for complete search history.

(56) **References Cited**

**U.S. PATENT DOCUMENTS**

2,989,199 A 6/1961 Hough et al.  
4,161,369 A 7/1979 Moreno  
4,162,872 A 7/1979 Grooss et al.  
4,576,543 A 3/1986 Kuchyt et al.  
D339,813 S \* 9/1993 Houkom ..... D15/32  
5,611,657 A \* 3/1997 Peterson ..... 414/722  
D405,098 S \* 2/1999 Andrews et al. .... D15/28  
D410,240 S 5/1999 Sasaki  
D412,913 S \* 8/1999 Sasaki ..... D15/32  
D451,105 S 11/2001 Masumoto et al.

D459,368 S 6/2002 Westendorf et al.  
D469,448 S 1/2003 Bares et al.  
D507,004 S 7/2005 Westendorf et al.  
D518,075 S 3/2006 Westendorf et al.  
D528,569 S 9/2006 Nilsson  
D529,053 S 9/2006 Stender et al.  
D533,883 S 12/2006 Higashikawa et al.  
7,281,890 B2 10/2007 Friesen et al.  
D562,351 S 2/2008 Higashikawa  
7,451,587 B2 11/2008 Komiya et al.  
D584,749 S 1/2009 Smith et al.  
D595,746 S 7/2009 Iida et al.  
D598,031 S 8/2009 Smith et al.  
D602,508 S \* 10/2009 Shimomura et al. .... D15/32  
D610,172 S 2/2010 Yukino et al.  
D628,604 S 12/2010 Major

(Continued)

**OTHER PUBLICATIONS**

Certificate of Registration No. 000238670-0001 issued Jan. 25, 2005 by the Office for Harmonization in the Internal Market (Trade Marks and Designs).

(Continued)

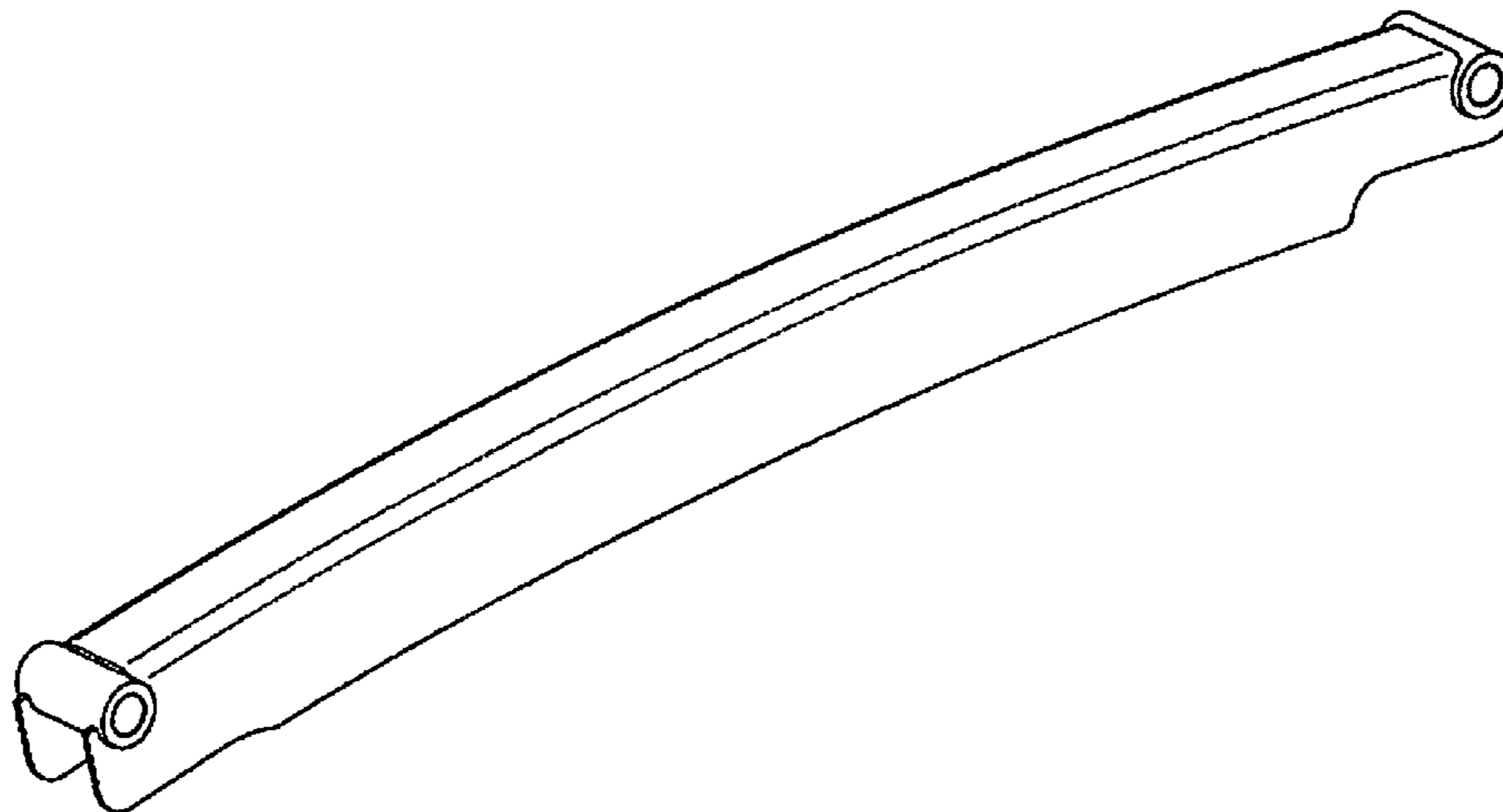
*Primary Examiner* — Mark Goodwin  
(74) *Attorney, Agent, or Firm* — Harness, Dickey & Pierce, P.L.C.

(57) **CLAIM**  
The ornamental design for a front loader for a tractor, as shown and described.

**DESCRIPTION**

FIG. 1 is a top right perspective view of an embodiment of a component of a front loader for a tractor, showing my new design;  
FIG. 2 is a right side view thereof;  
FIG. 3 is a left side view thereof;  
FIG. 4 is a view thereof; and  
FIG. 5 is a top view thereof.  
FIG. 6 is a bottom thereof; and,  
FIG. 7 is a top left perspective view thereof.

**1 Claim, 7 Drawing Sheets**



U.S. PATENT DOCUMENTS

D646,306 S 10/2011 Bradley et al.  
D649,170 S 11/2011 Barba  
D649,171 S 11/2011 Barba  
D656,164 S \* 3/2012 Nilsson ..... D15/32  
2003/0118432 A1 6/2003 Lee  
2004/0161325 A1 8/2004 Yoshii et al.  
2004/0228717 A1 11/2004 Perrin et al.  
2006/0073003 A1 4/2006 Fukudome et al.  
2006/0182592 A1 8/2006 Stender et al.  
2006/0245899 A1 11/2006 Lyons et al.  
2007/0020078 A1 1/2007 Frey  
2007/0031233 A1 2/2007 Frey  
2007/0217899 A1 9/2007 Sakada  
2007/0243052 A1 10/2007 Fukudome et al.  
2007/0292255 A1 12/2007 Nilsson  
2008/0063502 A1 3/2008 Nilsson  
2008/0193269 A1 8/2008 Sakada et al.

OTHER PUBLICATIONS

Certificate of Registration No. 000238670-0002 issued Jan. 25, 2005 by the Office for Harmonization in the Internal Market (Trade Marks and Designs).  
Certificate of Registration No. 000238670-0003 issued Jan. 25, 2005 by the Office for Harmonization in the Internal Market (Trade Marks and Designs).  
Office Action dated Mar. 29, 2012 issued in related U.S. Appl. No. 29/413,061.  
Office Action dated Apr. 12, 2012 issued in related U.S. Appl. No. 29/413,063.  
Notice of Allowance dated Mar. 30, 2012 issued in related U.S. Appl. No. 29/413,062.

\* cited by examiner

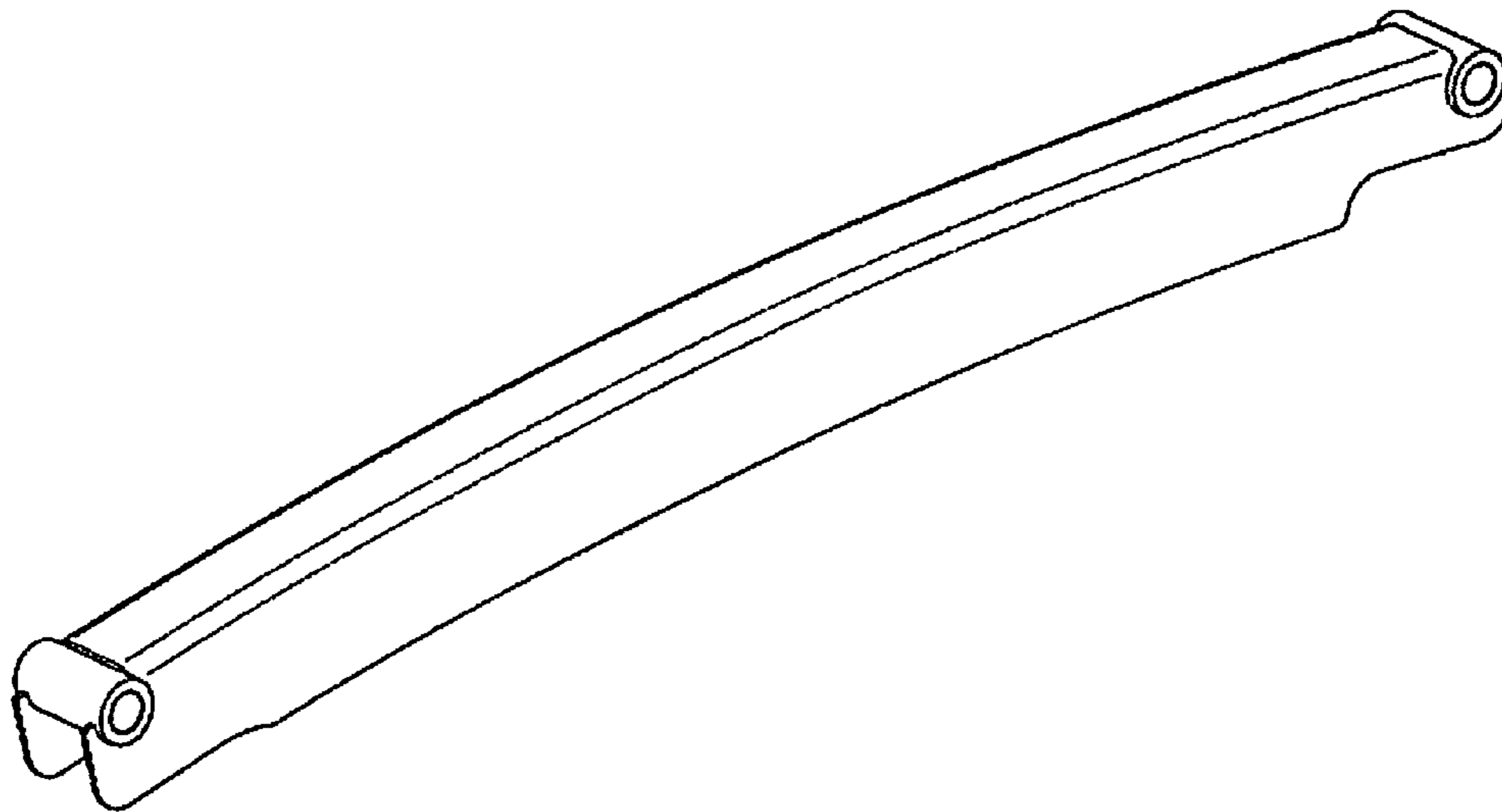


FIG. 1

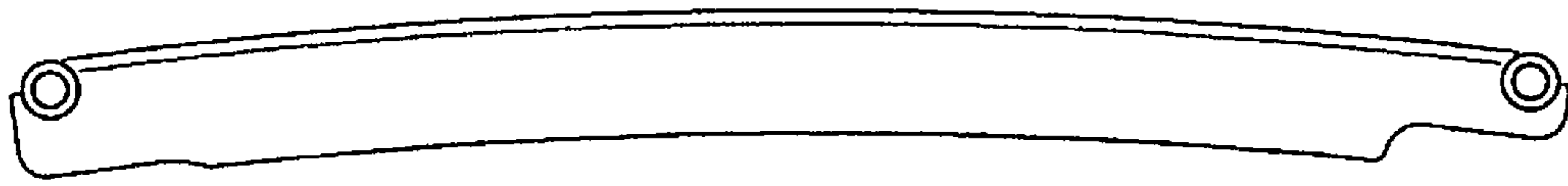


FIG. 2




FIG. 3

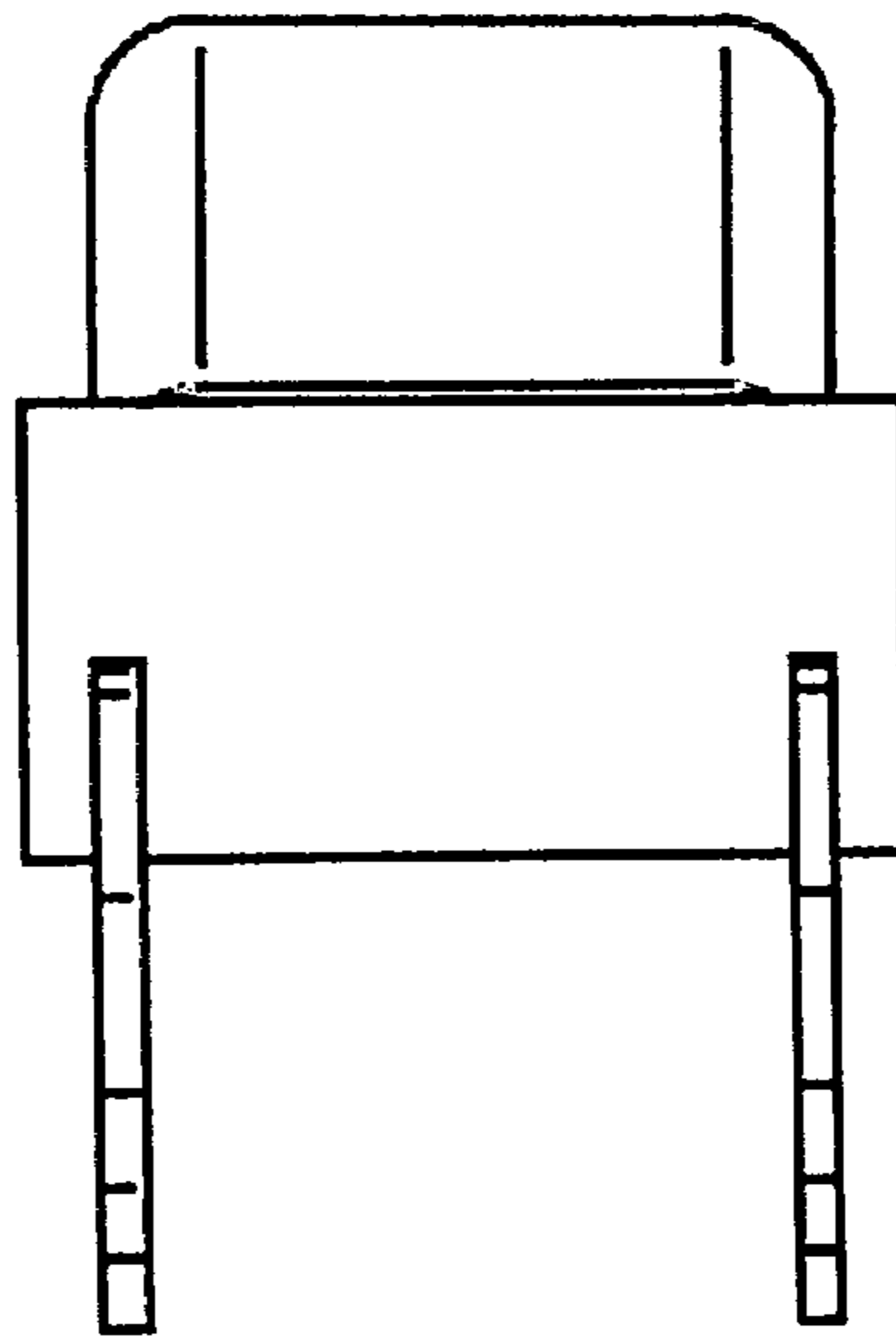


FIG. 4



FIG. 5




FIG. 6



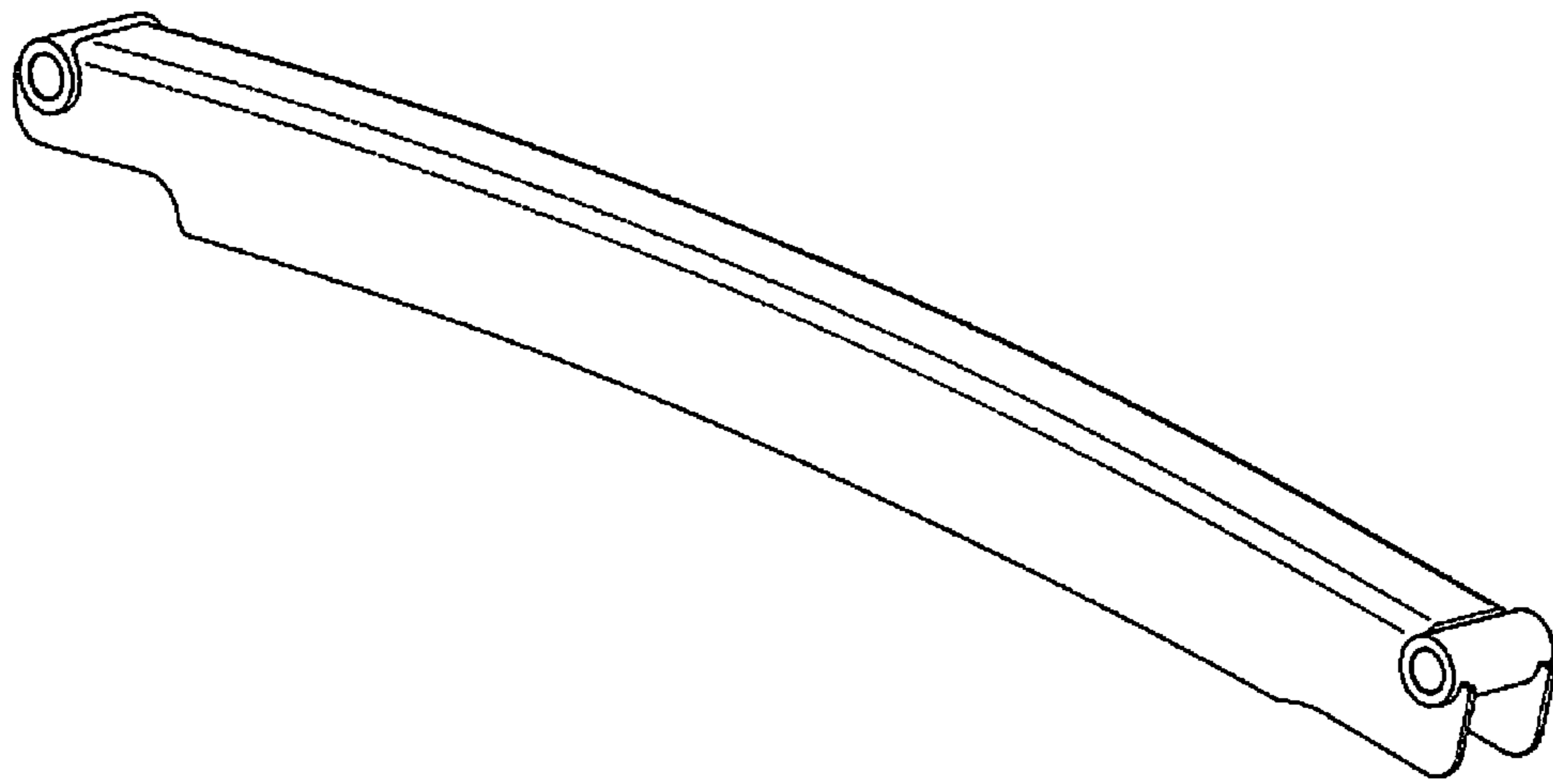


FIG. 7