



US00D672365S

(12) **United States Design Patent**  
**Chang et al.**

(10) **Patent No.:** **US D672,365 S**  
(45) **Date of Patent:** **\*\* Dec. 11, 2012**

(54) **DISPLAY PANEL OF AUTOMATED TELLER MACHINE WITH GRAPHICAL USER INTERFACE**

(74) *Attorney, Agent, or Firm* — Fenwick & West LLP

(75) Inventors: **Bo Ik Chang**, Seongnam-si (KR); **Hae Jung Yim**, Seoul (KR); **Yoo Mee Min**, Seongnam-si (KR)

(57) **CLAIM**  
The ornamental design for a display panel of an automated teller machine with graphical user interface, as shown and described.

(73) Assignee: **Nautilus Hyosung Inc.**, Seoul (KR)

(\*\*) Term: **14 Years**

**DESCRIPTION**

(21) Appl. No.: **29/405,606**

(22) Filed: **Nov. 3, 2011**

(51) **LOC (9) Cl.** ..... **14-04**

(52) **U.S. Cl.** ..... **D14/486; D14/491; D14/492; D14/495**

(58) **Field of Classification Search** ..... D14/485–95; D18/24–33; D19/6, 52; D20/11; D21/324–333; 715/700–867, 973–977

See application file for complete search history.

FIG. 1 is a perspective view of a display panel of automated teller machine with graphical user interface showing our new design.

FIG. 2 is a front view of the automated teller machine of FIG. 1.

FIG. 3 is a rear view of the automated teller machine of FIG. 1.

FIG. 4 is a left side view of the automated teller machine of FIG. 1.

FIG. 5 is a right side view of the automated teller machine of FIG. 1.

FIG. 6 is a top view of the automated teller machine of FIG. 1.

FIG. 7 is a bottom view of the automated teller machine of FIG. 1.

FIG. 8 is a front view of a first image in the sequence for an animated graphical user interface of a display panel of automated teller machine with graphical user interface of FIG. 1, shown enlarged and separately for clarity of illustration; and, FIG. 9 is a front view of a second image thereof, shown enlarged and separately for clarity of illustration.

The appearance of image transitions sequentially between the images shown in FIGS. 8 and 9. The process or period in which an image transitions to another forms no part of the claimed design.

Portions of the disclosure shown in broken lines form no part of the claimed design.

(56) **References Cited**

**U.S. PATENT DOCUMENTS**

6,057,646	A *	5/2000	Pieroth et al.	315/149
D595,307	S *	6/2009	Um et al.	D14/486
D614,190	S *	4/2010	Um et al.	D14/486
D659,156	S *	5/2012	Klein et al.	D14/486
D660,311	S *	5/2012	Klein et al.	D14/486
8,249,989	B2 *	8/2012	Allen	705/43
2008/0275768	A1 *	11/2008	Berman et al.	705/14
2009/0254441	A1 *	10/2009	Ahlers et al.	705/17
2010/0030687	A1 *	2/2010	Panthaki et al.	705/43
2012/0189186	A1 *	7/2012	Csulits et al.	382/135
2012/0192090	A1 *	7/2012	Patterson et al.	715/764

\* cited by examiner

*Primary Examiner* — Karen E. Kearney

*Assistant Examiner* — Eric L. Goodman

**1 Claim, 9 Drawing Sheets**

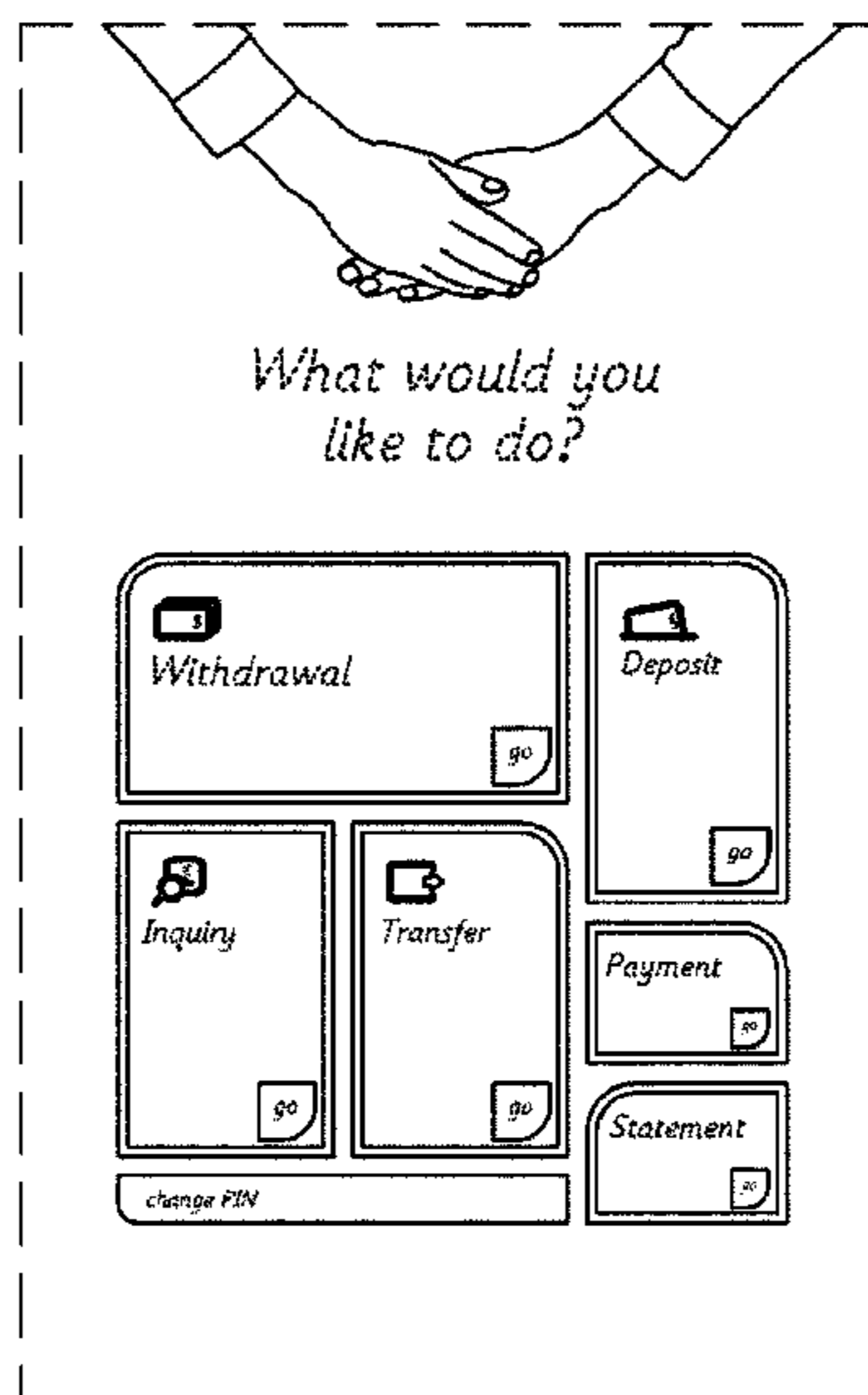


FIG. 1

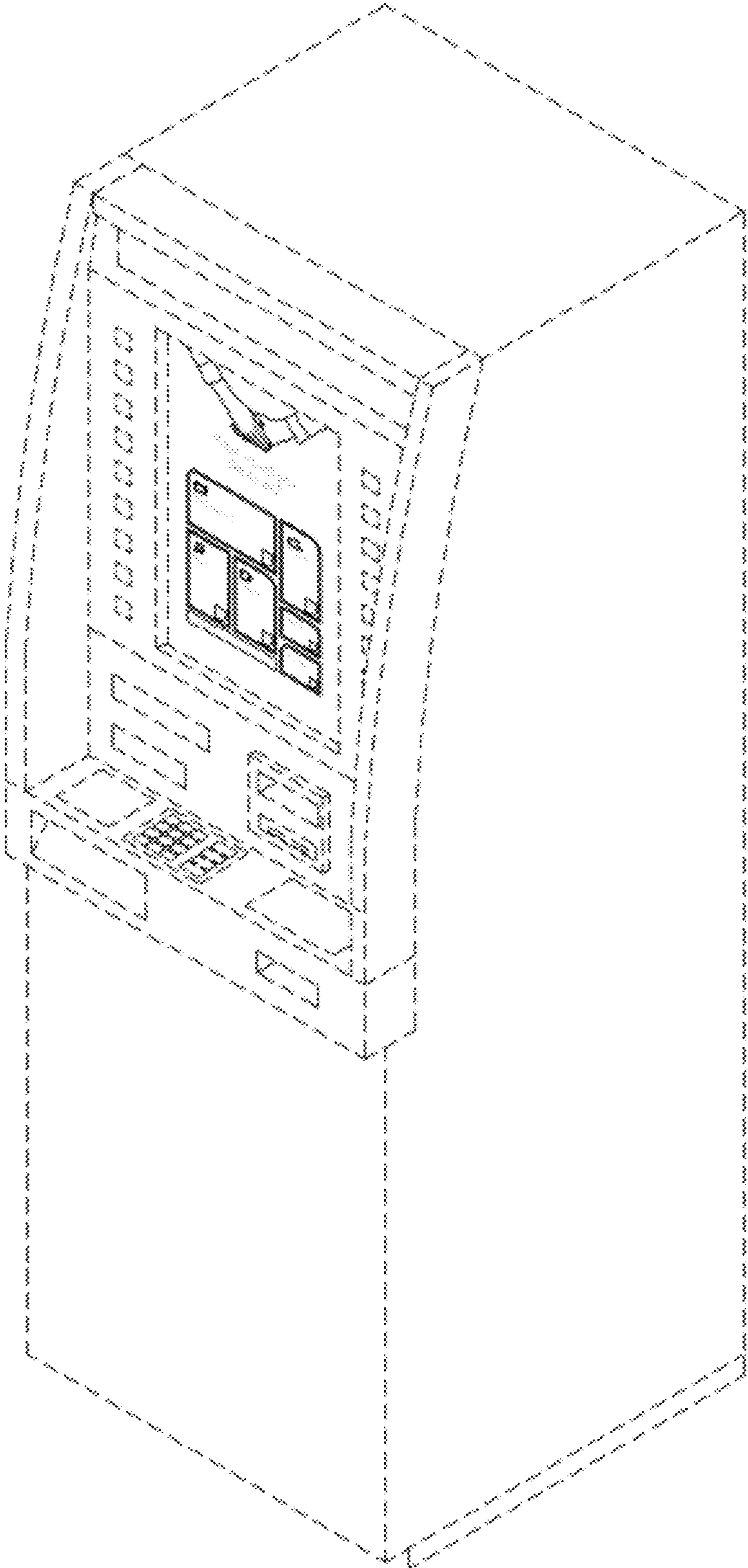


FIG. 2

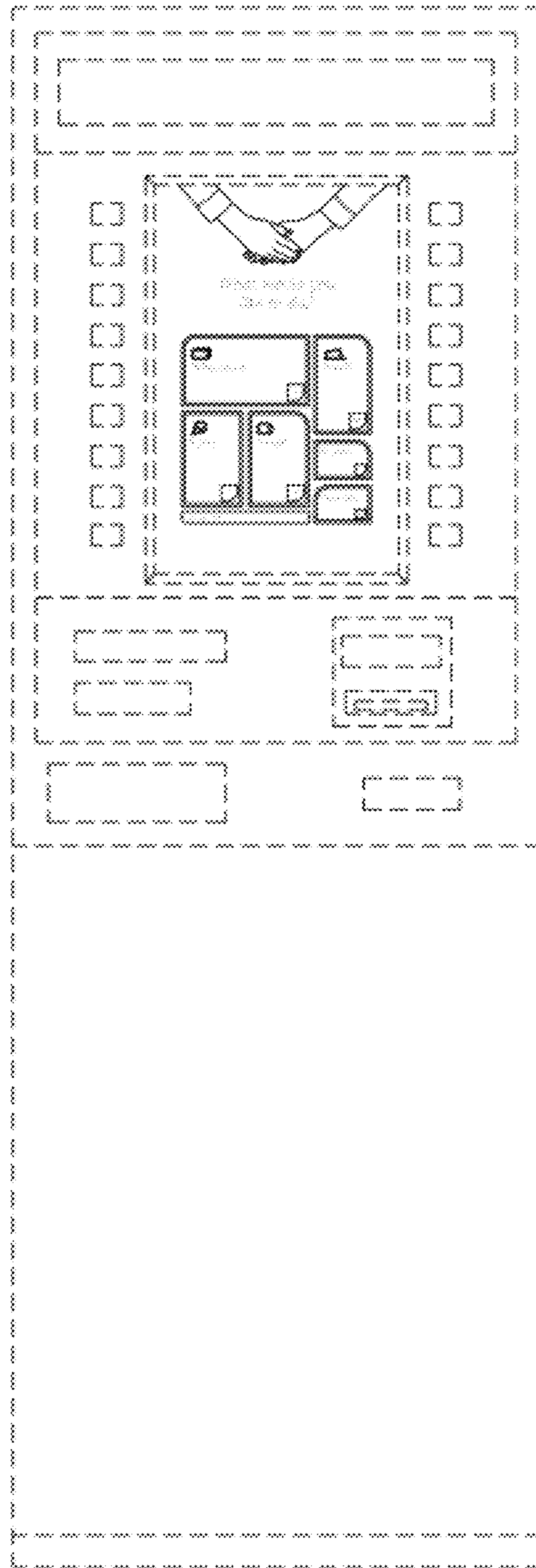


FIG. 3




FIG. 4




FIG. 5

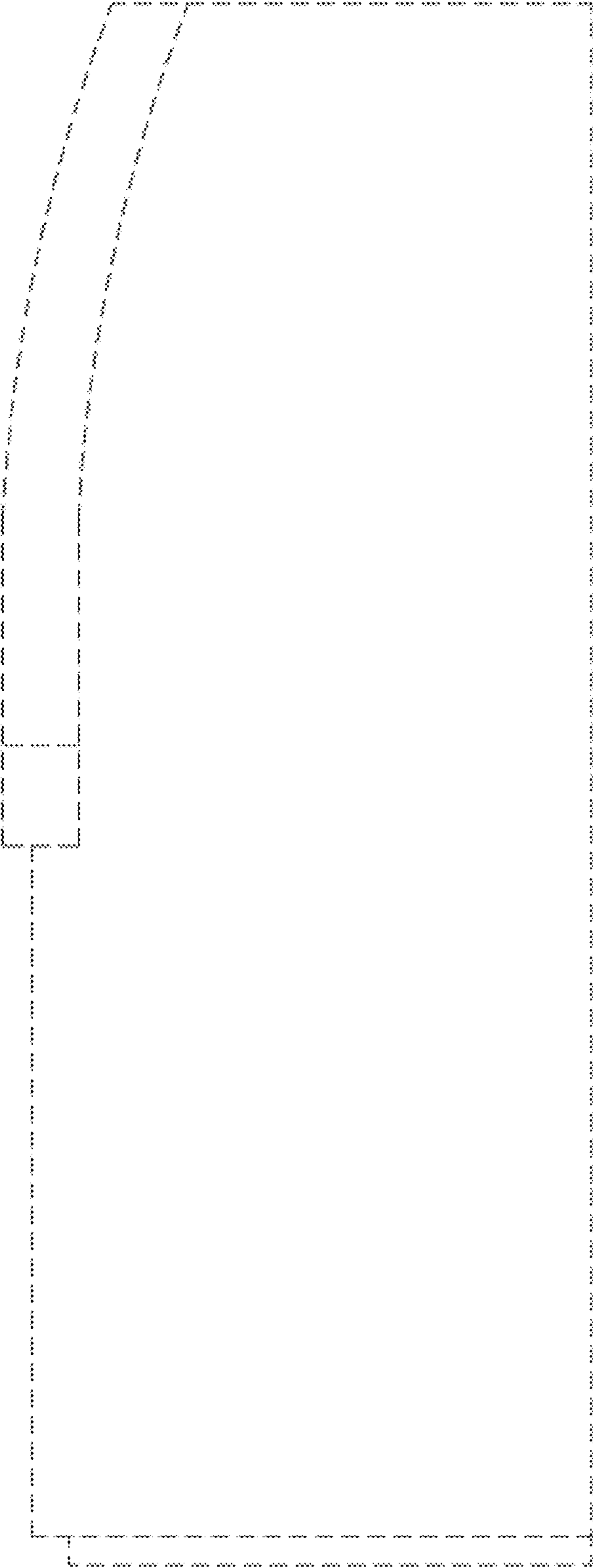




FIG. 6

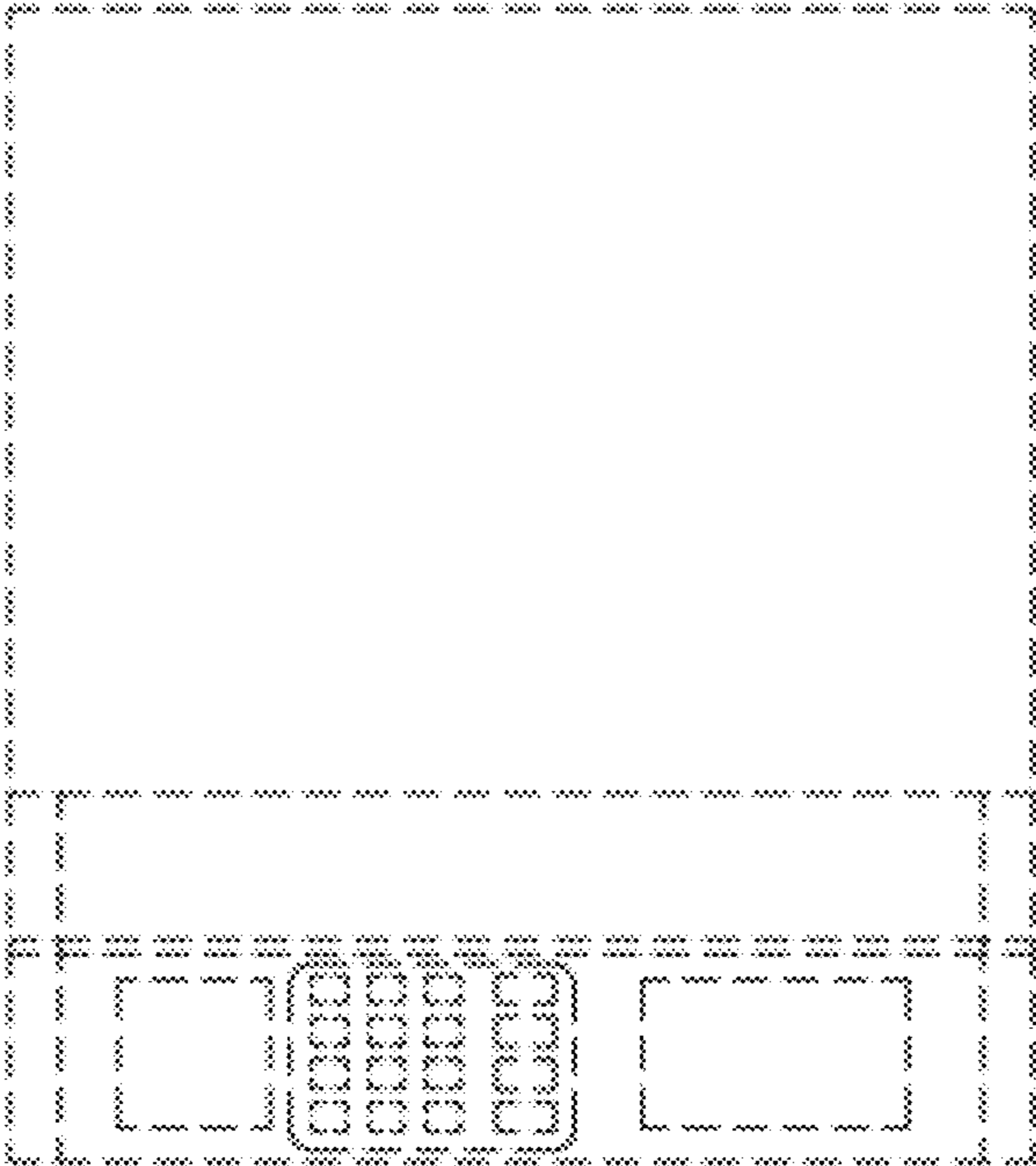


FIG. 7






FIG. 8

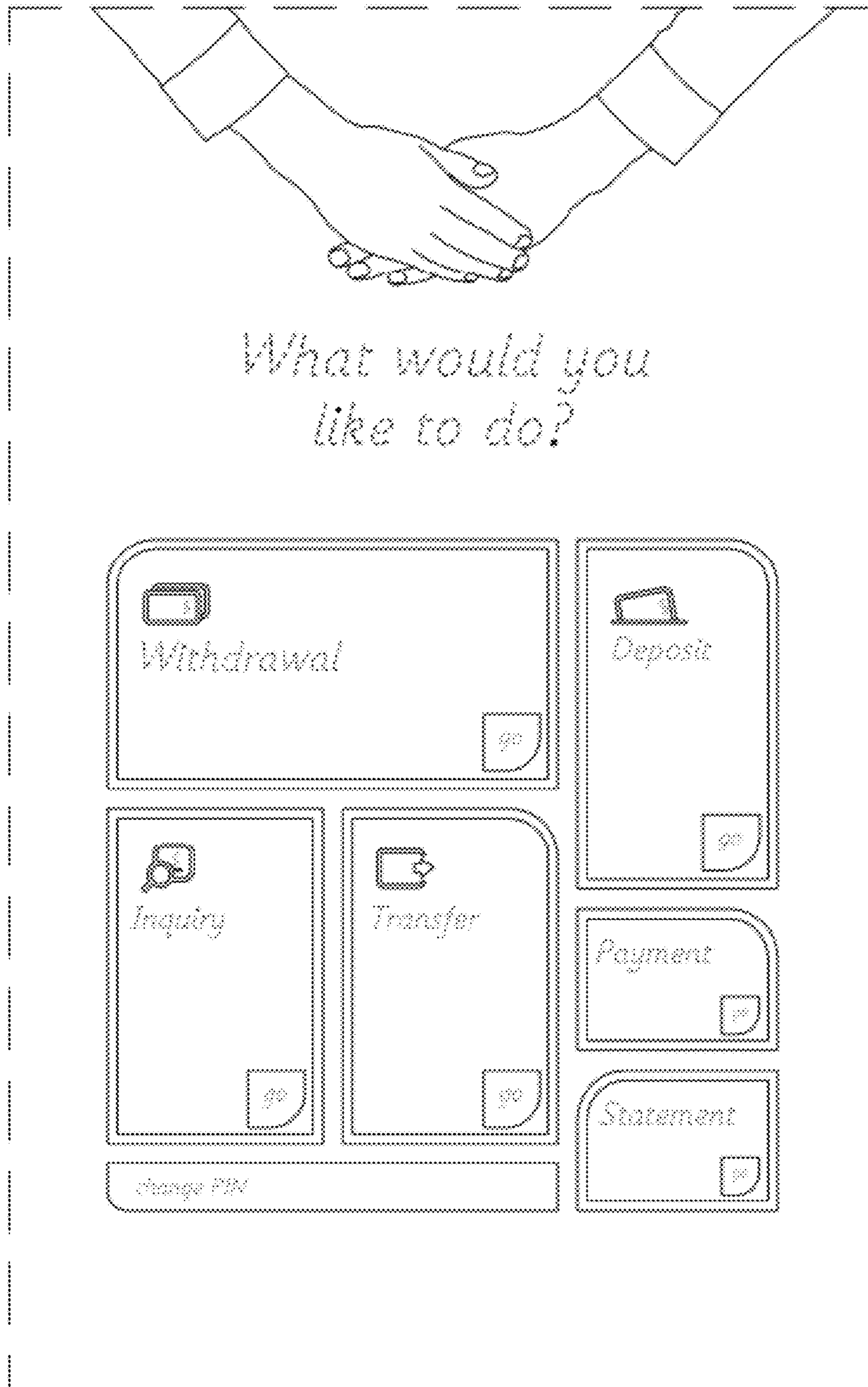


FIG. 9

