



US00D672357S

(12) **United States Design Patent**  
**Allen**

(10) **Patent No.:** **US D672,357 S**  
(45) **Date of Patent:** **\*\* Dec. 11, 2012**

(54) **ELECTRONIC TABLET HOLDER**  
(75) Inventor: **John Allen**, Lowell, MI (US)  
(73) Assignee: **Steelcase Inc.**, Grand Rapids, MI (US)  
(\*\*) Term: **14 Years**

3,746,295 A 7/1973 Stepanek et al.  
D228,998 S 11/1973 Rozman  
D272,547 S 2/1984 Gordon  
D279,851 S 7/1985 Willis  
4,901,969 A 2/1990 Yaeger  
5,081,936 A 1/1992 Drieling  
D349,925 S 8/1994 Charron et al.  
D354,171 S 1/1995 Schmidt

(Continued)

(21) Appl. No.: **29/414,265**

(22) Filed: **Feb. 27, 2012**

(51) **LOC (9) Cl.** ..... **08-07**

(52) **U.S. Cl.** ..... **D14/447**

(58) **Field of Classification Search** ..... D14/447,  
D14/432, 434, 433, 439, 440, 448, 451, 452,  
D14/457, 460, 217, 239, 238.1, 250, 251,  
D14/253; D13/107, 108; D3/218; D6/406.1,  
D6/406.3, 406.4, 406.5, 406.6, 419, 420,  
D6/429; 361/679.02, 679.09, 679.19, 679.21,  
361/679.22, 679.23, 679.26, 679.27, 679.3,  
361/679.55, 679.56, 679.6; 248/917-924,  
248/136, 150, 152, 153, 371, 166, 176.1,  
248/176.3, 188.6, 676, 678, 441.1, 444.1,  
248/447, 447.1, 447.2, 451, 454, 455, 456,  
248/460, 463, 465.1

See application file for complete search history.

(56) **References Cited**

**U.S. PATENT DOCUMENTS**

388,972 A 9/1888 Hollidge  
454,553 A 6/1891 Whitten  
682,761 A 12/1900 Smith, Sr.  
2,183,810 A 12/1939 Haveles  
3,021,637 A 2/1962 Huffman  
3,099,101 A 7/1963 Burris  
3,153,400 A 10/1964 Mendels  
3,484,072 A 12/1969 Wilkin

**FOREIGN PATENT DOCUMENTS**

FR 2850845 A1 8/2004

**OTHER PUBLICATIONS**

WaveStand by Griffin Technology, downloaded on Feb. 24, 2012  
from <http://store.griffintechnology.com/wavestand> (1 page).

*Primary Examiner* — Angela J Lee

(57) **CLAIM**

I claim the ornamental design for an electronic tablet holder,  
as shown and described.

**DESCRIPTION**

FIG. 1 is a rear perspective view of an electronic tablet holder,  
according to one embodiment;

FIG. 2 is a front perspective of an electronic tablet holder of  
FIG. 1;

FIG. 3 is a rear view of an electronic tablet holder of FIG. 1;

FIG. 4 is a front view of an electronic tablet holder of FIG. 1;

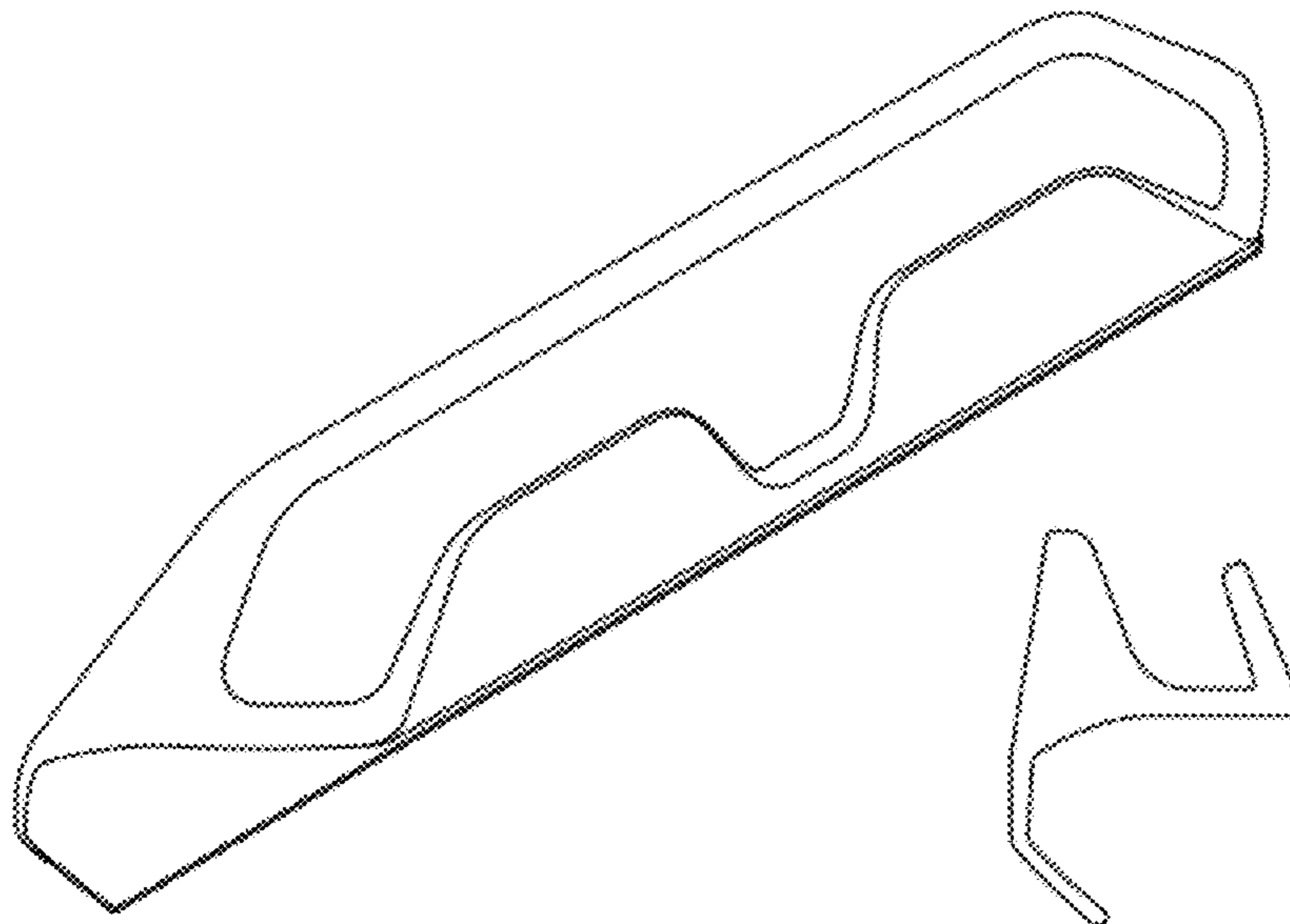
FIG. 5 is a top view of an electronic tablet holder of FIG. 1;

FIG. 6 is a bottom view of an electronic tablet holder of FIG.  
1; and,

FIG. 7 is a left side view of an electronic tablet holder of FIG.

1, the right side view is a mirror image of the left side view of  
FIG. 7.

**1 Claim, 2 Drawing Sheets**



# US D672,357 S

Page 2

## U.S. PATENT DOCUMENTS

5,582,373	A	12/1996	Baudot	D574,375	S	*	8/2008	Prest et al.	.....	D14/253
D393,045	S	3/1998	Hsu	D578,539	S		10/2008	Bouwknegt et al.		
5,775,663	A	7/1998	Fitzsimmons et al.	D590,404	S		4/2009	Kim et al.		
5,908,002	A	6/1999	Alexander et al.	D597,604	S		8/2009	E		
D418,166	S	12/1999	Dill	7,690,142	B2		4/2010	Pollack		
6,039,392	A	3/2000	Dencker	D626,559	S		11/2010	Green		
6,058,851	A	5/2000	Alexander et al.	D628,203	S		11/2010	Noble		
D428,606	S	7/2000	Ancona et al.	D631,009	S	*	1/2011	Son et al.	.....	D13/108
D432,578	S	10/2000	Stravitz	D633,040	S	*	2/2011	Le et al.	.....	D13/108
6,129,323	A	10/2000	Mandokoro et al.	D636,395	S	*	4/2011	Anderson et al.	.....	D14/434
6,349,915	B1	2/2002	Jones et al.	D640,699	S	*	6/2011	McParland	.....	D14/434
D454,703	S	3/2002	Doeing	D640,708	S	*	6/2011	Lee	.....	D14/447
D481,734	S	11/2003	Goto	D646,903	S		10/2011	Santana		
6,678,977	B1	1/2004	Sherman	D648,325	S	*	11/2011	Akana et al.	.....	D14/217
D490,437	S	5/2004	Miao et al.	D656,930	S	*	4/2012	Son	.....	D14/253
D507,794	S	7/2005	Wang et al.	D657,741	S	*	4/2012	Fahrendorff et al.	.....	D13/108
7,044,425	B2	5/2006	Jones et al.	D658,167	S	*	4/2012	Buesseler et al.	.....	D14/251
D546,889	S	7/2007	Bhavnani	D661,309	S	*	6/2012	Murrer et al.	.....	D14/447
7,240,623	B2	7/2007	Jarke et al.	2012/0031309	A1		2/2012	Buckland et al.		
D569,371	S	*	Staros et al.	.....						
D570,120	S	6/2008	Goodman et al.	2012/0037771	A1		2/2012	Kitchen		

\* cited by examiner

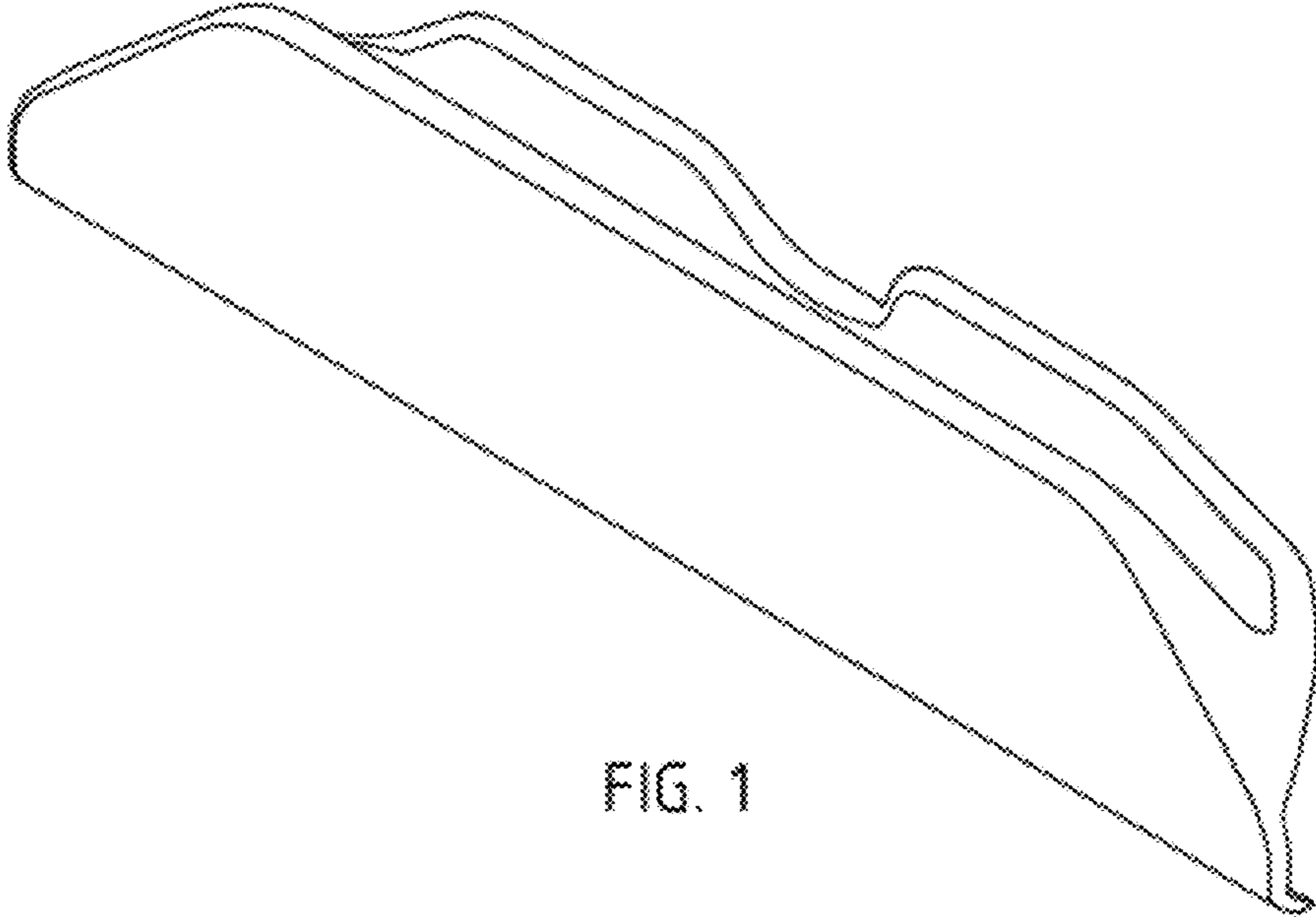


FIG. 1

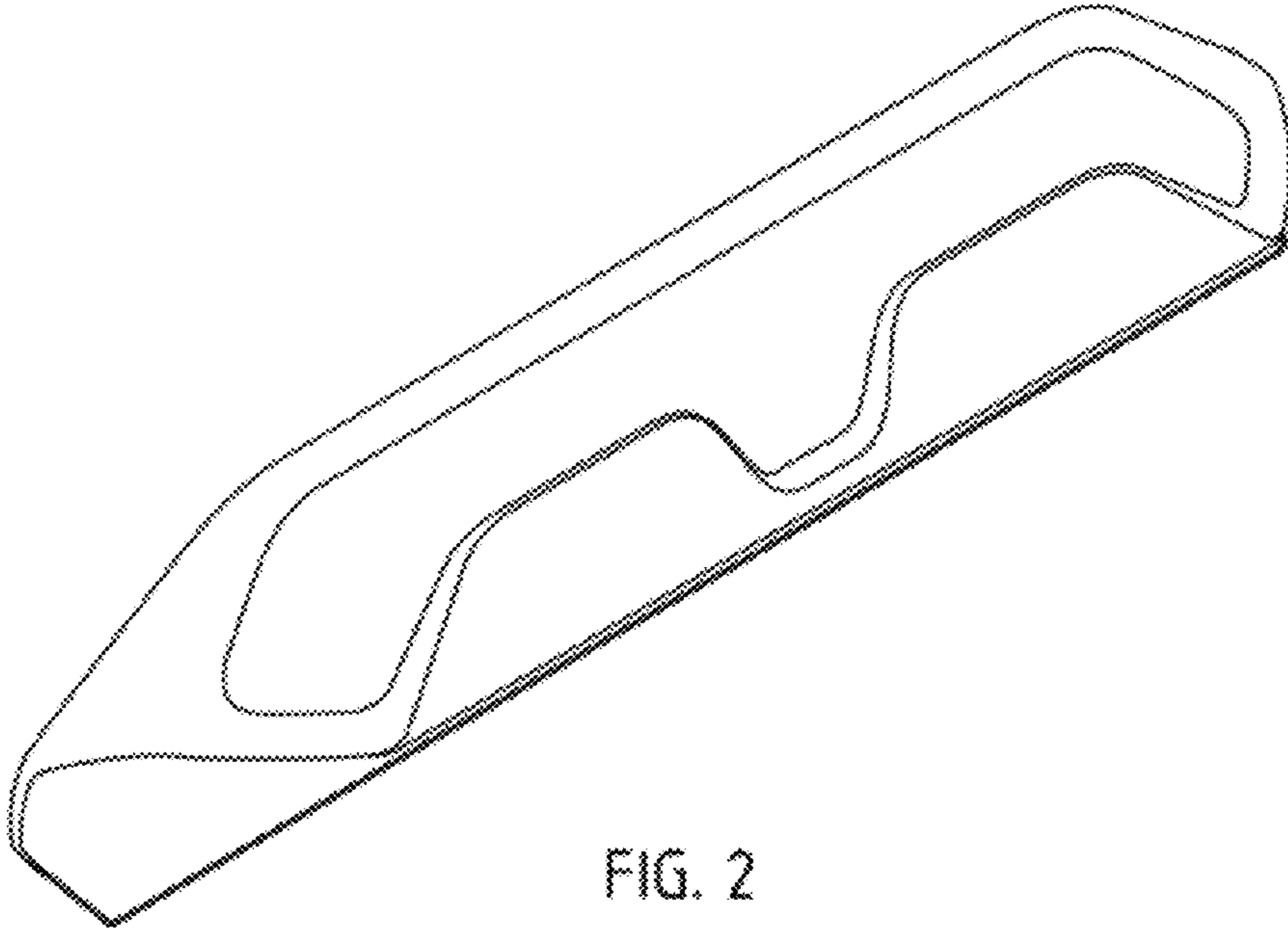


FIG. 2



FIG. 3

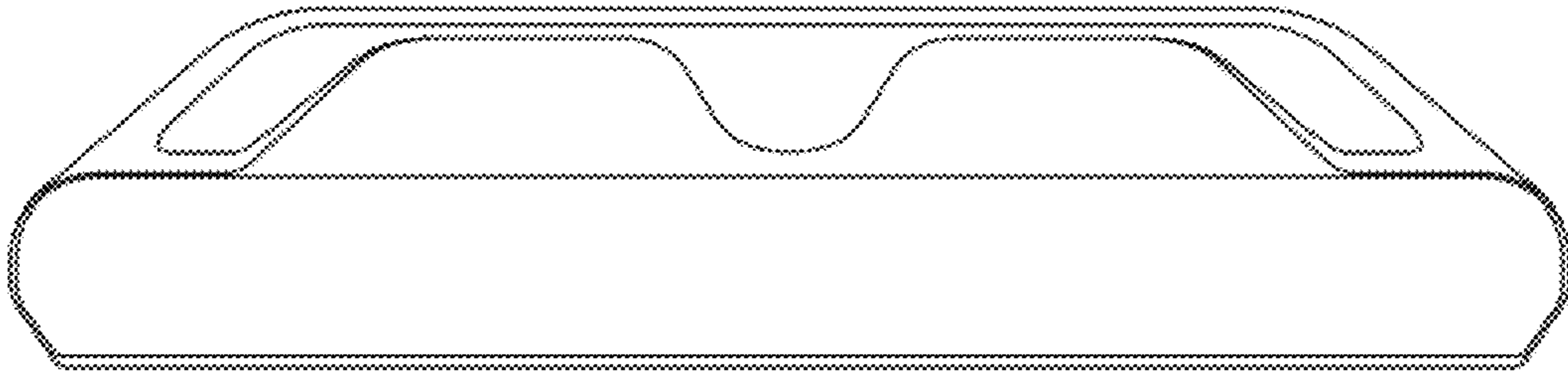


FIG. 4




FIG. 5




FIG. 6

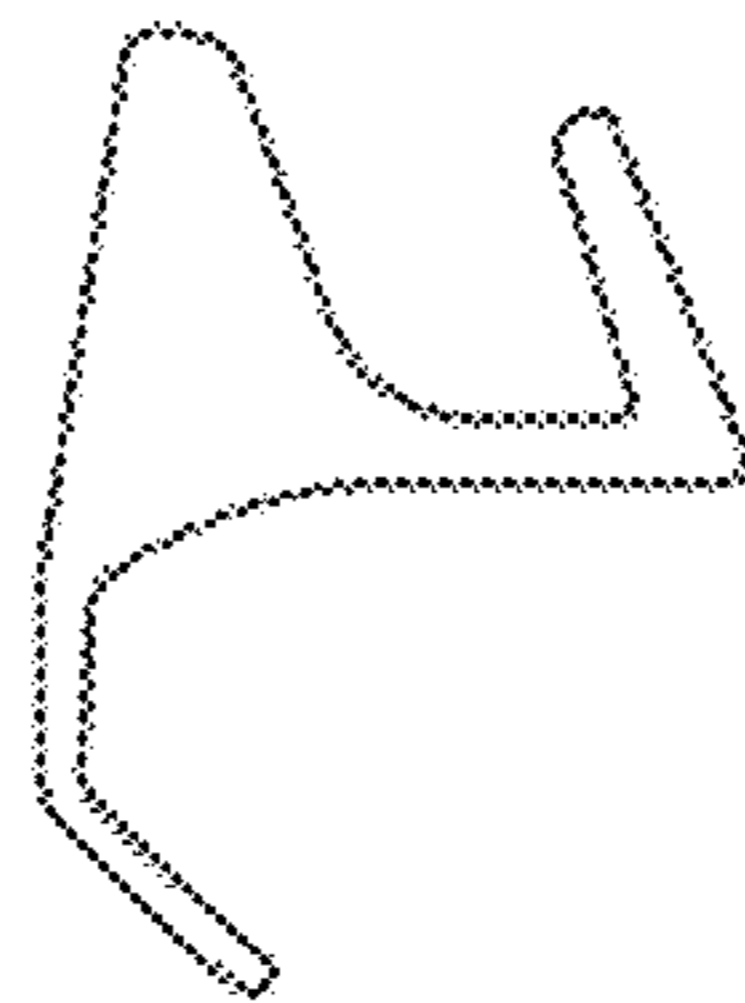


FIG. 7