

US00D672353S

(12) **United States Design Patent**
Liu

(10) **Patent No.:** **US D672,353 S**
(45) **Date of Patent:** **** Dec. 11, 2012**

(54) **PROTECTIVE CASE FOR A TABLET COMPUTER**

(76) Inventor: **Min Liu, Shenzhen (CN)**

(**) Term: **14 Years**

(21) Appl. No.: **29/420,909**

(22) Filed: **May 15, 2012**

(51) **LOC (9) Cl.** **14-02**

(52) **U.S. Cl.** **D14/440**

(58) **Field of Classification Search** D14/250,
D14/251, 253, 240, 217, 496, 440, 203.3,
D14/203.4, 203.5, 203.8, 432, 439, 300;
D3/218, 215, 201; 220/4.02; 248/309.1;
361/679.56, 679.03; 379/426, 433.11, 455;
455/575.1, 575.8; 190/100; 206/305, 320
See application file for complete search history.

(56) **References Cited**

U.S. PATENT DOCUMENTS

| | | | | |
|-----------|------|---------|------------------|------------|
| 2,354,782 | A * | 8/1944 | Stradling et al. | 281/16 |
| 4,703,160 | A * | 10/1987 | Narishima et al. | 235/1 D |
| 4,718,550 | A * | 1/1988 | Johnson | 206/387.13 |
| D466,356 | S * | 12/2002 | Marsilio | D6/632 |
| D469,438 | S * | 1/2003 | Corrales | D14/432 |
| D471,008 | S * | 3/2003 | Dubone | D3/247 |
| D478,623 | S * | 8/2003 | Wilburn | D19/26 |
| 6,646,672 | B2 * | 11/2003 | Feierbach | 348/14.02 |
| D546,878 | S * | 7/2007 | Bharma | D19/26 |
| 7,318,521 | B2 * | 1/2008 | Lau | 206/45.24 |
| D581,865 | S * | 12/2008 | Koza | D13/102 |
| D584,314 | S * | 1/2009 | Davis et al. | D14/440 |
| 7,542,052 | B2 * | 6/2009 | Solomon et al. | 345/659 |
| D609,226 | S * | 2/2010 | Hofer et al. | D14/248 |
| 8,016,107 | B2 * | 9/2011 | Emsky | 206/320 |
| D646,266 | S * | 10/2011 | Kim et al. | D14/250 |
| D648,529 | S * | 11/2011 | Brown | D3/269 |
| D654,069 | S * | 2/2012 | Kwon et al. | D14/250 |

| | | | | |
|--------------|------|---------|---------------------------------|------------|
| 8,132,670 | B1 * | 3/2012 | Chen | 206/320 |
| D659,139 | S * | 5/2012 | Gengler | D14/392 |
| D662,100 | S * | 6/2012 | Van Den Nieuwenhuizen et al. | D14/440 |
| D662,503 | S * | 6/2012 | Akana et al. | D14/439 |
| D663,304 | S * | 7/2012 | Akana et al. | D14/440 |
| 8,230,992 | B2 * | 7/2012 | Law et al. | 206/320 |
| D665,809 | S * | 8/2012 | Wang et al. | D14/439 |
| 8,235,208 | B2 * | 8/2012 | Sirichai et al. | 206/320 |
| 8,245,843 | B1 * | 8/2012 | Wu | 206/320 |
| 2009/0194209 | A1 * | 8/2009 | De Filippis et al. | 150/107 |
| 2010/0289390 | A1 * | 11/2010 | Kenney | 312/223.1 |
| 2012/0043231 | A1 * | 2/2012 | Perrier et al. | 206/216 |
| 2012/0170212 | A1 * | 7/2012 | Gallouzi et al. | 361/679.56 |
| 2012/0194448 | A1 * | 8/2012 | Rothkopf | 345/173 |
| 2012/0212896 | A1 * | 8/2012 | Schulz | 361/679.02 |

* cited by examiner

Primary Examiner — Cynthia Underwood

(74) *Attorney, Agent, or Firm* — George D. Liu; Ronda IP Agent Co., Ltd



(57) **CLAIM**

The ornamental design for a protective case for a tablet computer, as shown.

DESCRIPTION

FIG. 1 is a first perspective view of a protective case for a tablet computer, showing my new design.
FIG. 2 is a second perspective view thereof, shown in an alternate position of use;
FIG. 3 is a front elevational view of FIG. 1;
FIG. 4 is a rear elevational view of FIG. 1;
FIG. 5 is a left side elevational view of FIG. 1;
FIG. 6 is a right side elevational view of FIG. 1;
FIG. 7 is a top plan view of FIG. 1; and,
FIG. 8 is a third perspective view thereof, shown in an alternate position of use.

1 Claim, 8 Drawing Sheets






Fig. 1



Fig. 2



Fig. 3




Fig. 4



Fig. 5




Fig. 6




Fig. 7



Fig. 8