



US00D672345S

(12) **United States Design Patent**  
**Li**

(10) **Patent No.:** **US D672,345 S**  
(45) **Date of Patent:** **\*\* Dec. 11, 2012**

(54) **TABLET COMPUTER**  
(75) Inventor: **Qing-Ping Li**, Shenzhen (CN)  
(73) Assignee: **FIH (Hong Kong) Limited**, Kowloon (HK)  
(\*\*) Term: **14 Years**  
(21) Appl. No.: **29/394,869**  
(22) Filed: **Jun. 22, 2011**  
(51) **LOC (9) Cl.** ..... **14-02**  
(52) **U.S. Cl.** ..... **D14/341**  
(58) **Field of Classification Search** ..... D14/341-347, D14/137, 138, 138.1, 138 A, 138 AA, 138 R, D14/138 AB, 138 AC, 138 AD, 138 C, 138 G, D14/496, 203.1, 203.3, 203.4, 203.5, 203.7, D14/426, 427, 432, 429, 129, 130, 420, 439-441, D14/448, 125, 126, 147, 156, 218, 247-248, D14/250, 389, 388, 315-318; D10/65, 104; D18/6-7; D21/324, 329, 330; D19/26, 59, D19/60; 455/556.1, 556.2, 566, 575.1, 90.3; 379/433.04, 433.01, 433.06, 916; 345/169, 345/173, 901, 905; 361/679.26, 679.27, 361/679.3, 679.55, 679.56  
See application file for complete search history.

D636,770 S \* 4/2011 Li ..... D14/341  
D637,596 S \* 5/2011 Akana et al. .... D14/341  
D638,814 S \* 5/2011 Sutherland et al. .... D14/138 G  
D639,805 S \* 6/2011 Song et al. .... D14/341  
D640,219 S \* 6/2011 Sutherland et al. .... D14/138 G  
D640,663 S \* 6/2011 Arnholt et al. .... D14/138 G  
D645,833 S \* 9/2011 Seflic et al. .... D14/138 G  
D650,381 S \* 12/2011 Park et al. .... D14/341  
D654,074 S \* 2/2012 Wood et al. .... D14/341  
D656,918 S \* 4/2012 Kim et al. .... D14/138 G  
D663,298 S \* 7/2012 Song et al. .... D14/341  
D663,711 S \* 7/2012 Lee et al. .... D14/138 G  
D664,954 S \* 8/2012 Kim et al. .... D14/341  
D666,198 S \* 8/2012 Van Den Nieuwenhuizen et al. .... D14/341  
D667,006 S \* 9/2012 Van Den Nieuwenhuizen et al. .... D14/341  
D667,396 S \* 9/2012 Koh ..... D14/341  
D667,397 S \* 9/2012 Koh ..... D14/341  
D667,399 S \* 9/2012 Koh ..... D14/341

\* cited by examiner

*Primary Examiner* — Barbara Fox  
(74) *Attorney, Agent, or Firm* — Altis Law Group, Inc.

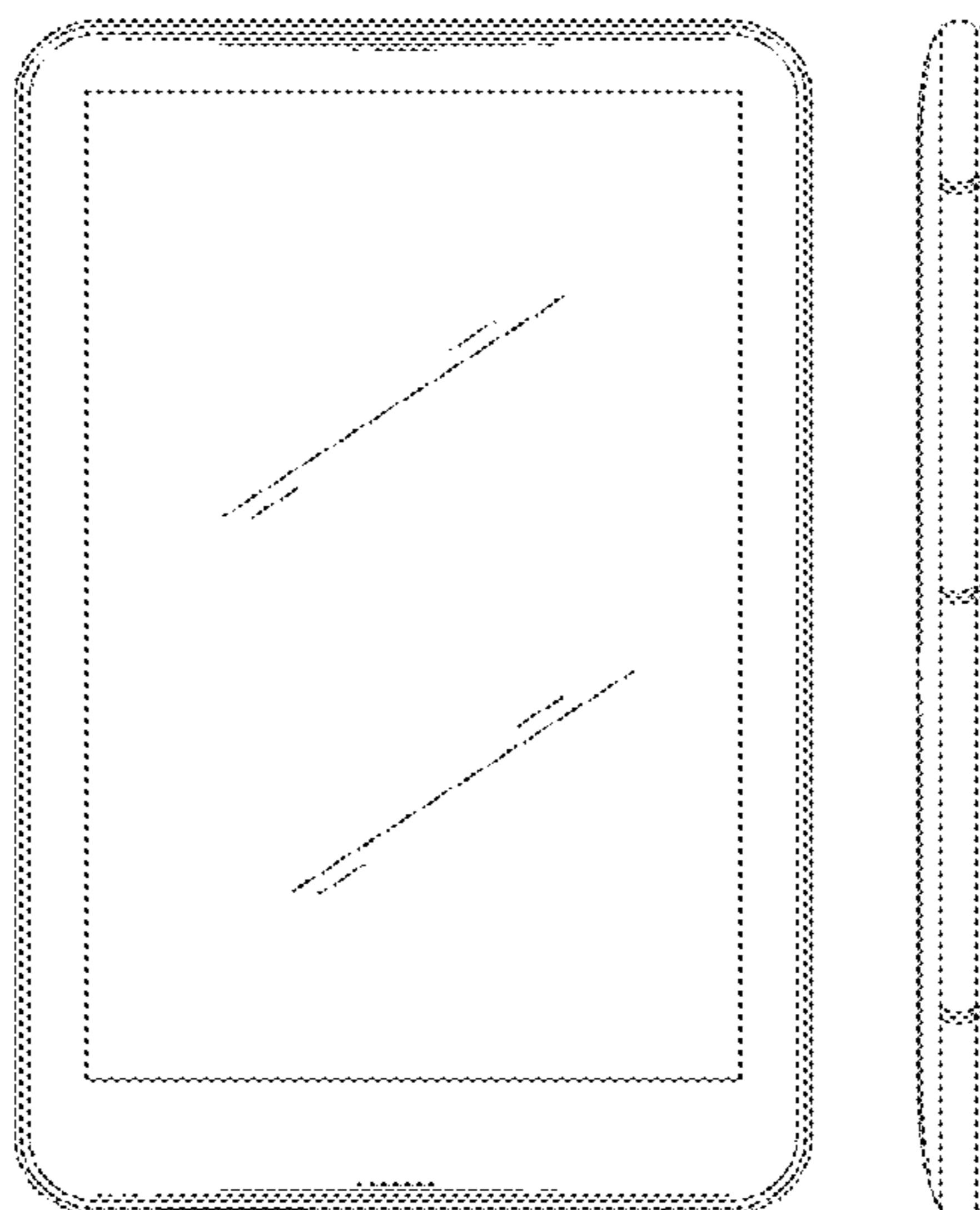
(57) **CLAIM**  
The ornamental design for a tablet computer, as shown and described.

**DESCRIPTION**

FIG. 1 is a perspective view of a tablet computer showing my new design;  
FIG. 2 is a front elevational view thereof;  
FIG. 3 is a rear elevational view thereof;  
FIG. 4 is a left side elevational view thereof;  
FIG. 5 is a right side elevational view thereof;  
FIG. 6 is a top plan view thereof; and  
FIG. 7 is a bottom plan view thereof; and,  
FIG. 8 and FIG. 9 are views of alternative configurations of the tablet computer.  
The broken lines shown in the drawings represent portions of the tablet computer which form no part of the claimed design.

**1 Claim, 9 Drawing Sheets**

(56) **References Cited**  
**U.S. PATENT DOCUMENTS**  
D505,950 S \* 6/2005 Summit et al. .... D14/341  
D515,082 S \* 2/2006 Moskaluk et al. .... D14/341  
D580,431 S \* 11/2008 Morita ..... D14/341  
D602,014 S \* 10/2009 Andre et al. .... D14/341  
D602,015 S \* 10/2009 Andre et al. .... D14/341  
D602,017 S \* 10/2009 Andre et al. .... D14/341  
D622,270 S \* 8/2010 Andre et al. .... D14/341  
D627,777 S \* 11/2010 Akana et al. .... D14/341  
D630,630 S \* 1/2011 Andre et al. .... D14/341  
D632,688 S \* 2/2011 Seong ..... D14/346  
D633,090 S \* 2/2011 Andre et al. .... D14/341  
D633,091 S \* 2/2011 Andre et al. .... D14/341  
D636,769 S \* 4/2011 Wood et al. .... D14/341



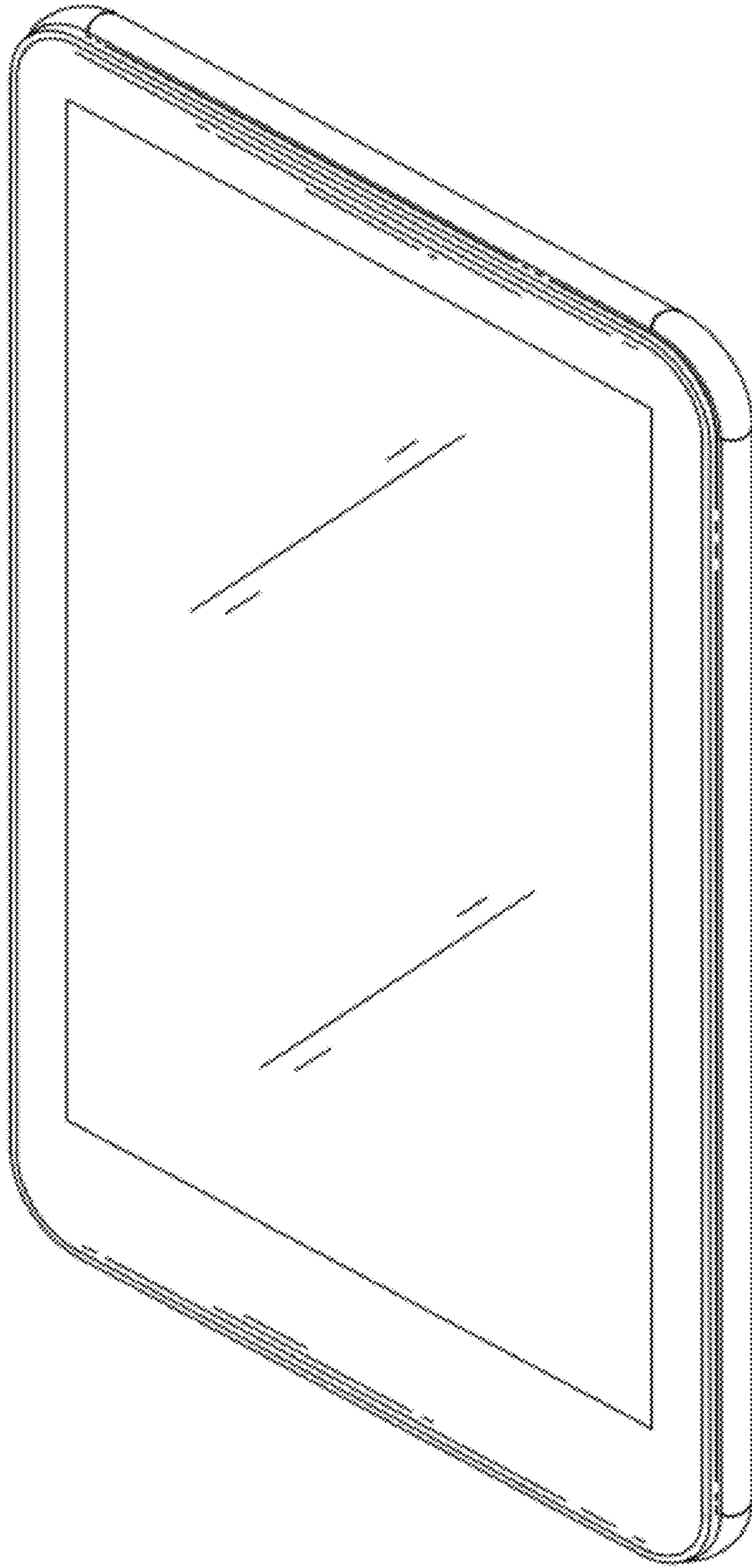


FIG. 1

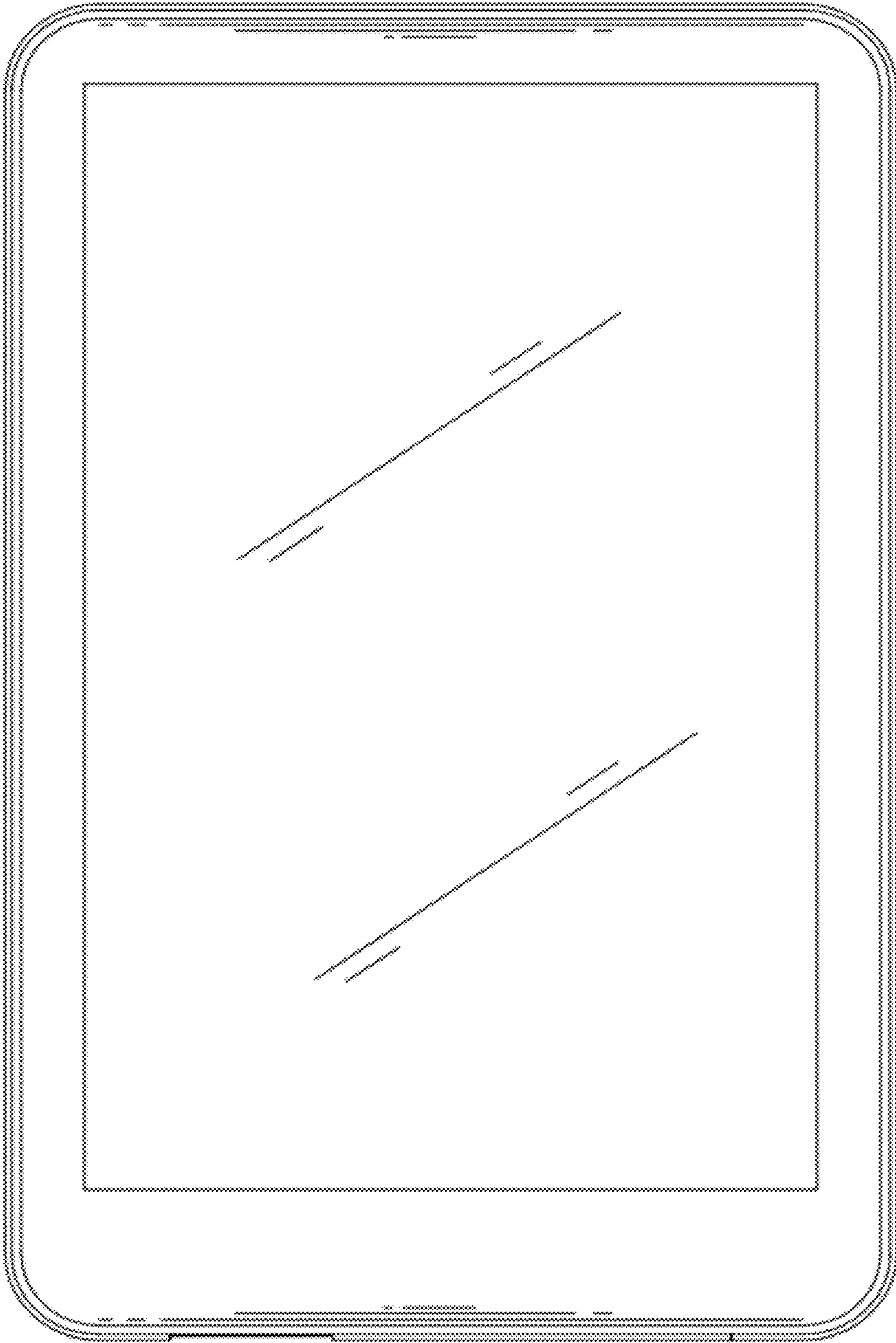


FIG. 2

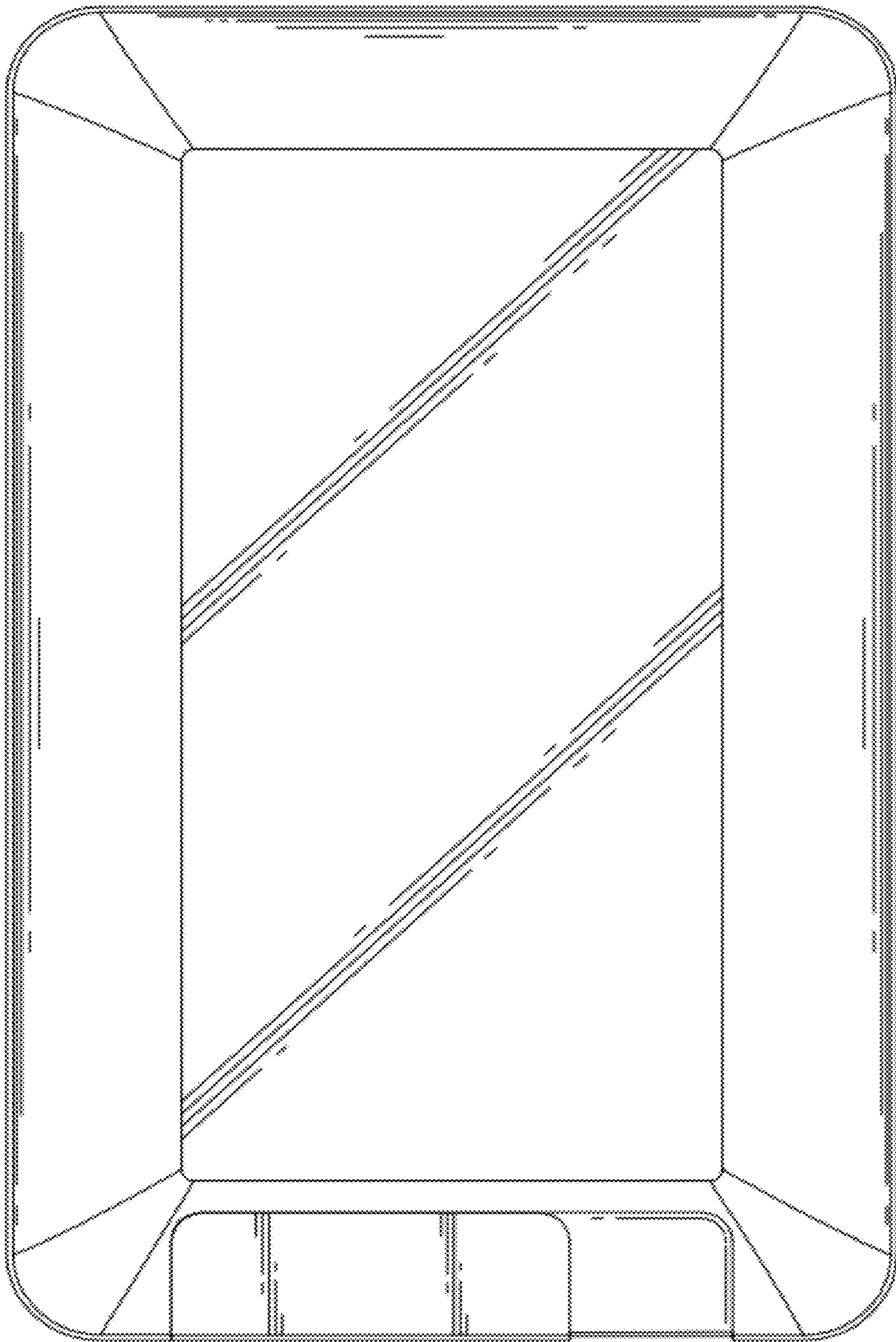


FIG. 3

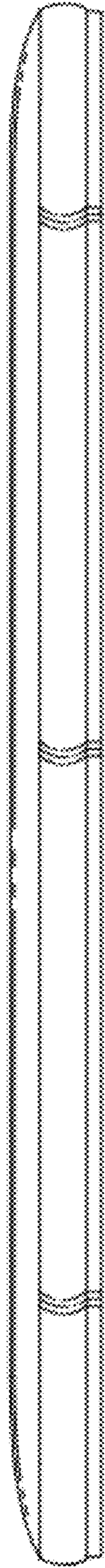


FIG. 4

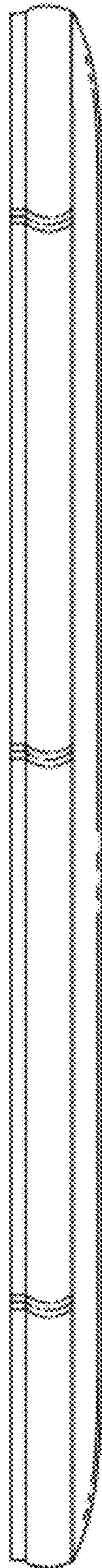


FIG. 5



FIG. 6



FIG. 7



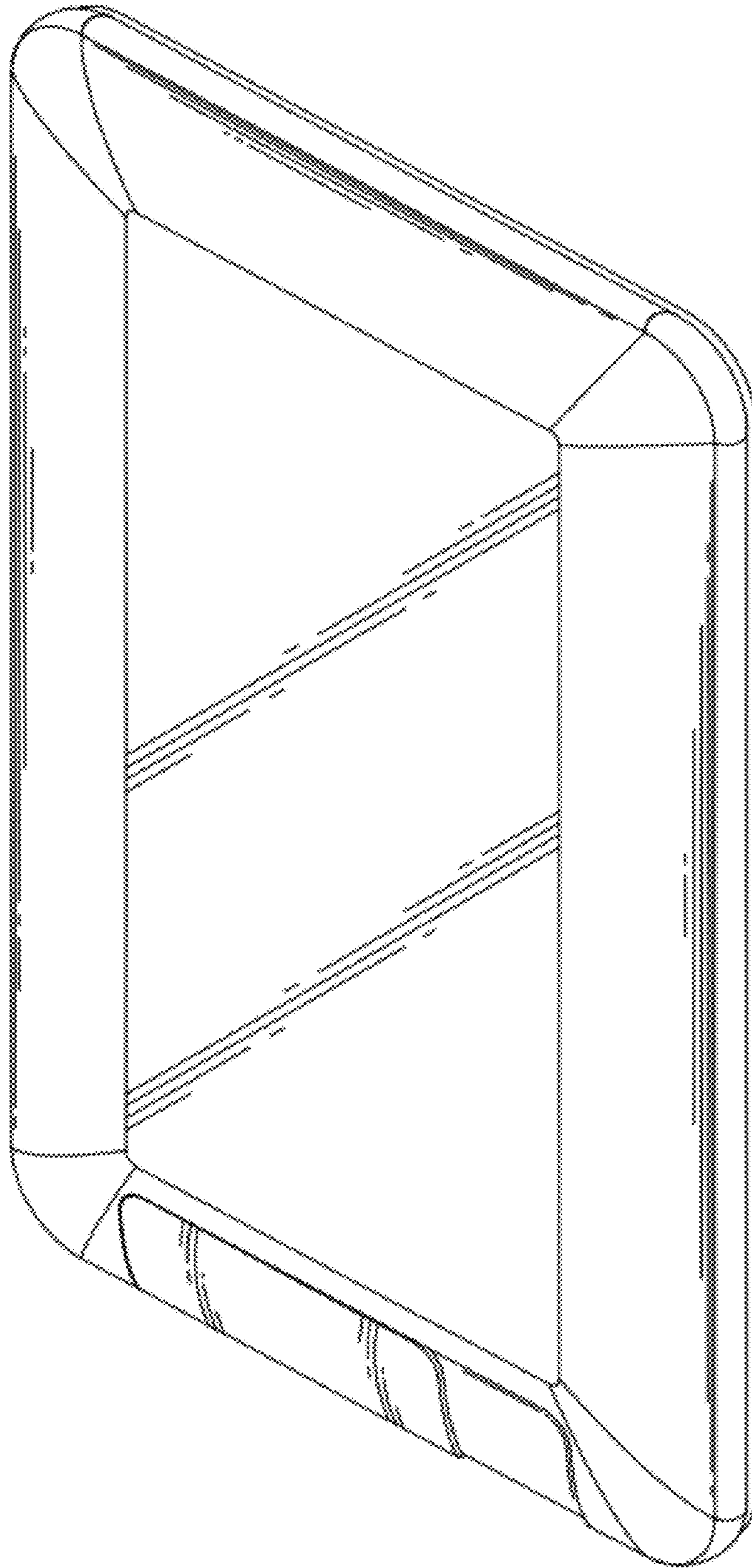


FIG. 8

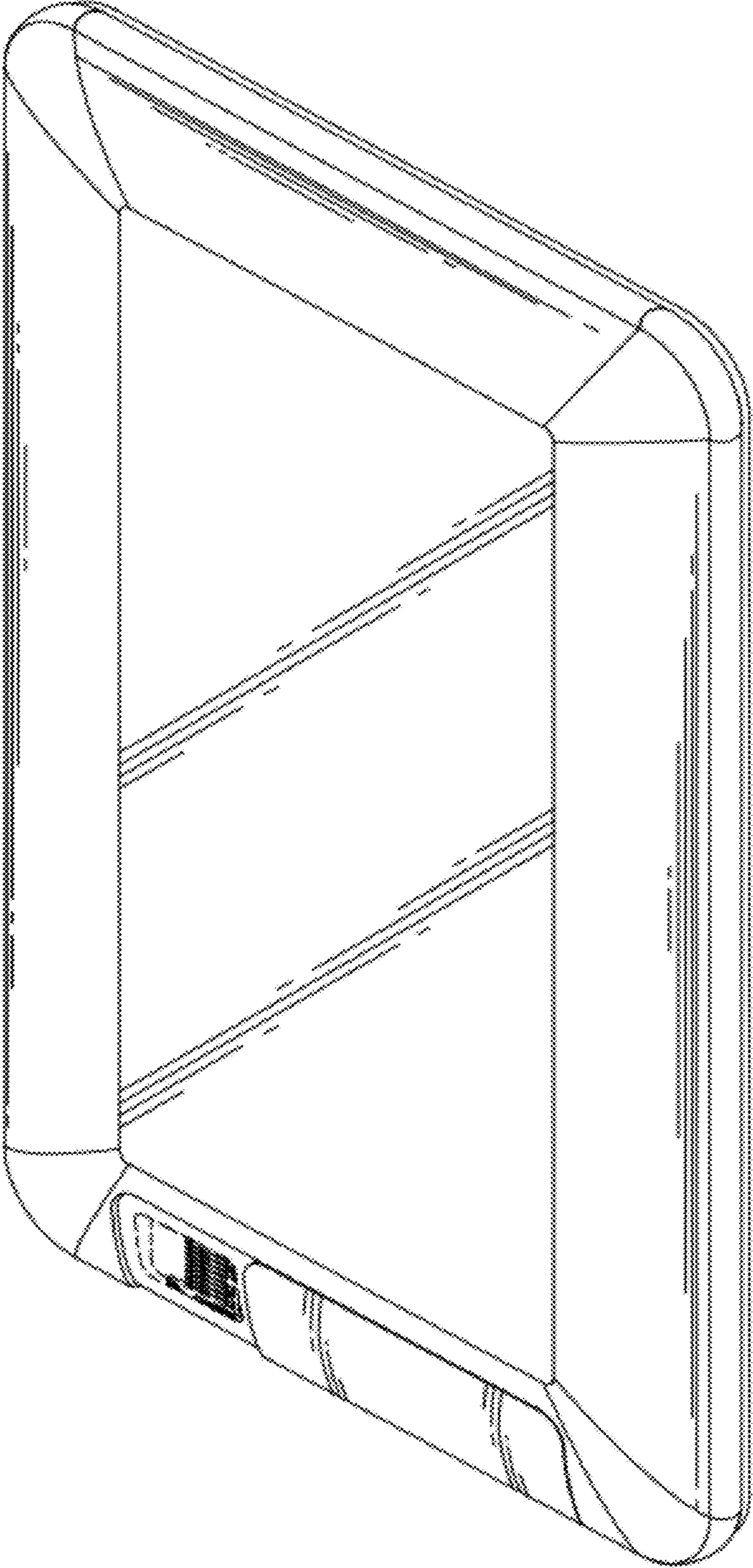


FIG. 9