



US00D672330S

(12) **United States Design Patent**  
**Komagamine**

(10) **Patent No.:** **US D672,330 S**

(45) **Date of Patent:** **\*\* Dec. 11, 2012**

(54) **IMAGE DISPLAY APPARATUS WITH RADIO TUNER FOR AUTOMOBILE**

(75) Inventor: **Masanori Komagamine**, Kawasaki (JP)

(73) Assignee: **Pioneer Corporation**, Kawasaki-shi, Kanagawa (JP)

(\*\*) Term: **14 Years**

(21) Appl. No.: **29/393,887**

(22) Filed: **Jun. 10, 2011**

(30) **Foreign Application Priority Data**

Mar. 2, 2011 (JP) ..... D2011-004776

(51) **LOC (9) Cl.** ..... **14-03**

(52) **U.S. Cl.** ..... **D14/157; D14/188; D10/65**

(58) **Field of Classification Search** ..... D14/125, D14/126, 131, 132, 137, 155, 157, 168-171, D14/188, 194, 197, 198, 239, 257, 258, 496; 455/90.1-90.3, 344-355; 369/6-12; D10/65

See application file for complete search history.

(56) **References Cited**

**U.S. PATENT DOCUMENTS**

D559,228 S \* 1/2008 Iwamoto ..... D14/157  
D565,559 S \* 4/2008 Aihara ..... D14/258  
D572,219 S \* 7/2008 Shimizu ..... D14/500

D574,796 S \* 8/2008 Yokoyama ..... D14/132  
D582,807 S \* 12/2008 Ichikawa et al. .... D10/65  
D593,133 S \* 5/2009 Yamamoto ..... D14/505  
D597,424 S \* 8/2009 Miyawaki ..... D10/65  
D620,918 S \* 8/2010 Tomono ..... D14/168  
D622,734 S \* 8/2010 Miyawaki ..... D14/502  
D627,244 S \* 11/2010 Nakane et al. .... D10/65  
D630,185 S \* 1/2011 Tomono et al. .... D14/157

\* cited by examiner

*Primary Examiner* — Keli L Hill

(74) *Attorney, Agent, or Firm* — Drinker Biddle & Reath LLP

(57) **CLAIM**

The ornamental design for an image display apparatus with radio tuner for automobile, as shown and described.

**DESCRIPTION**

FIG. 1 is a perspective view of the front, top and right side of an image display apparatus with radio tuner for automobile showing my new design;

FIG. 2 is a front view thereof;

FIG. 3 is a rear view thereof;

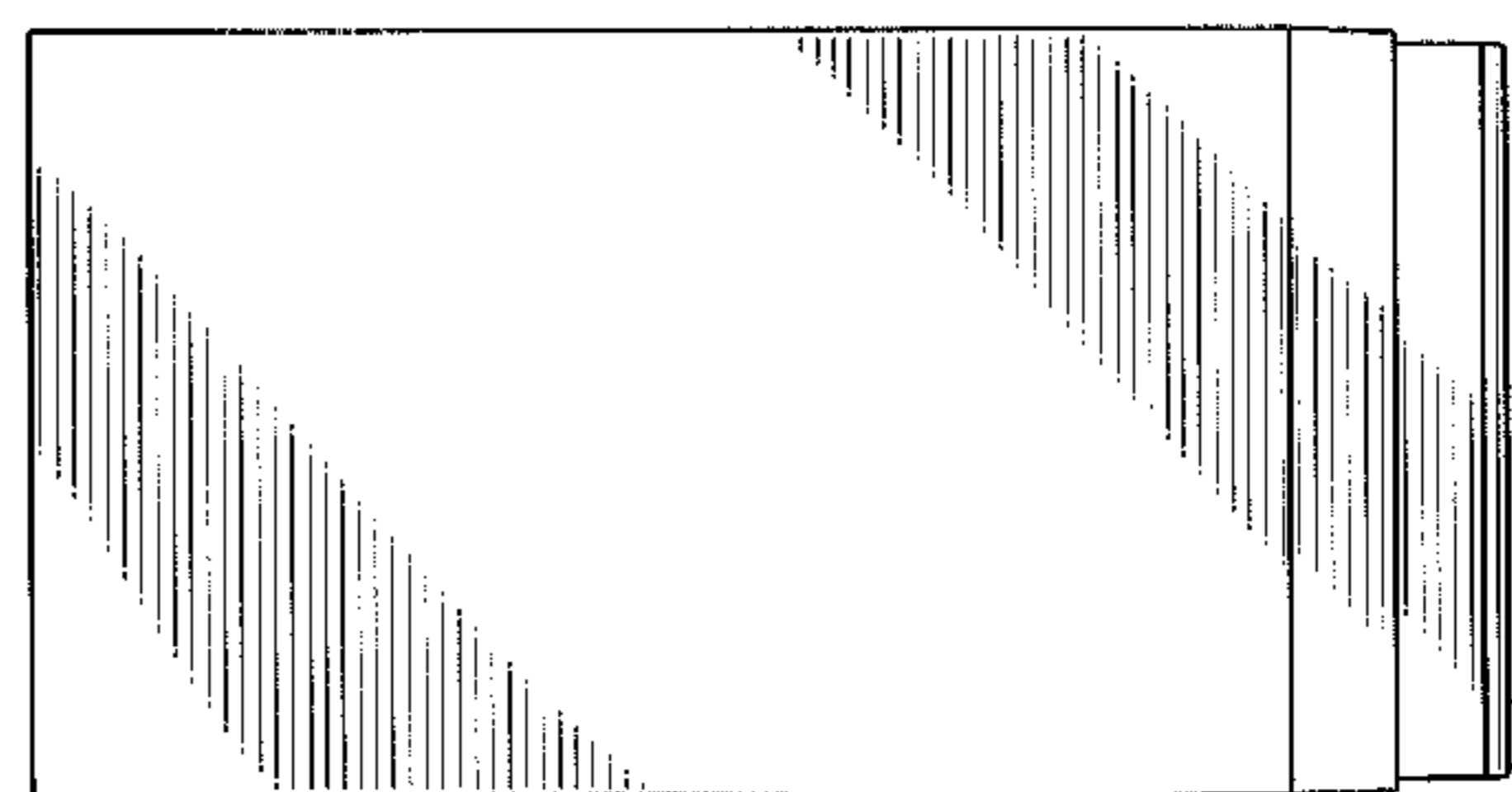

FIG. 4 is a left side view thereof;

FIG. 5 is a right side view thereof;

FIG. 6 is a top view thereof; and,

FIG. 7 is a bottom view thereof.

**1 Claim, 4 Drawing Sheets**






FIG. 1

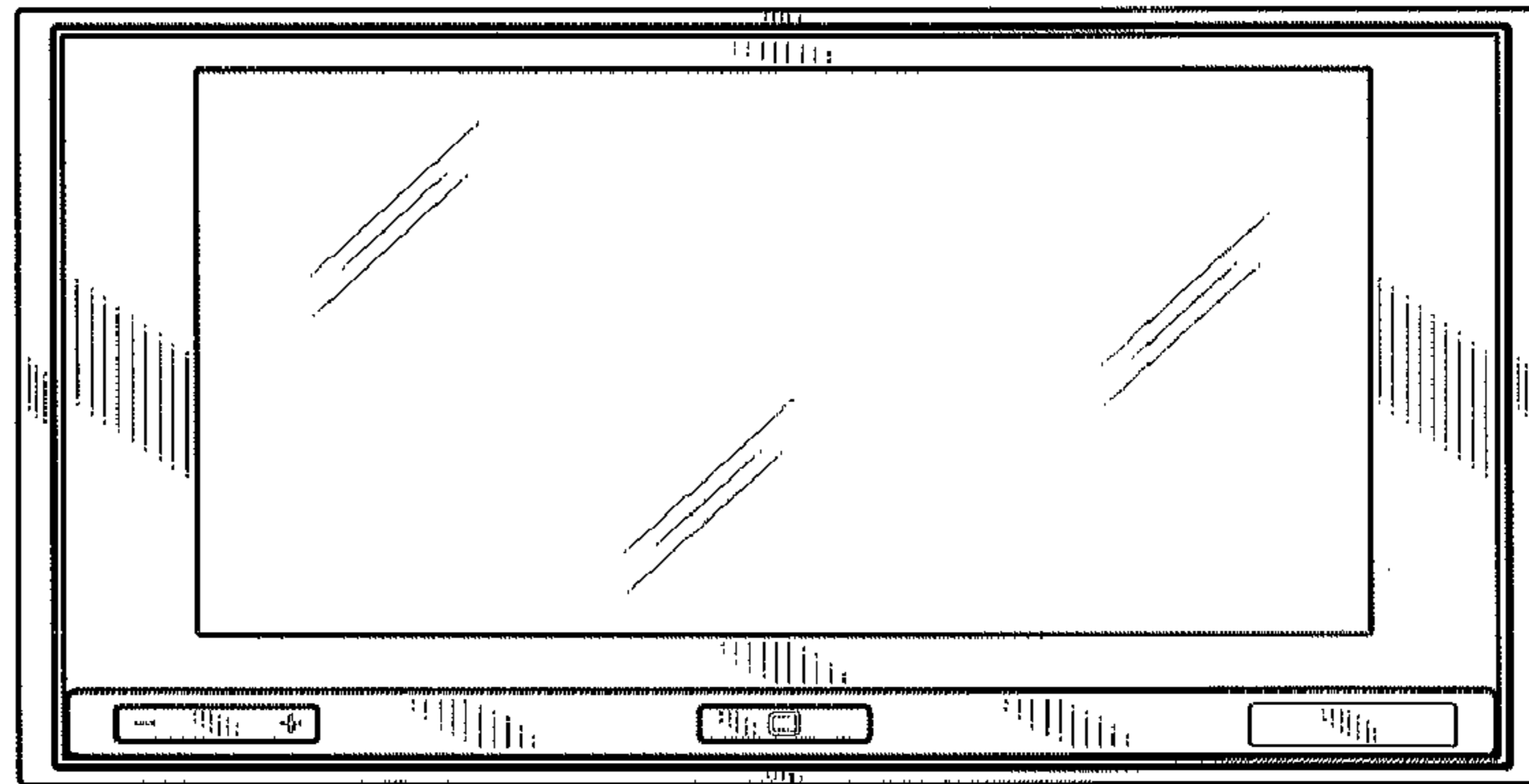


FIG. 2

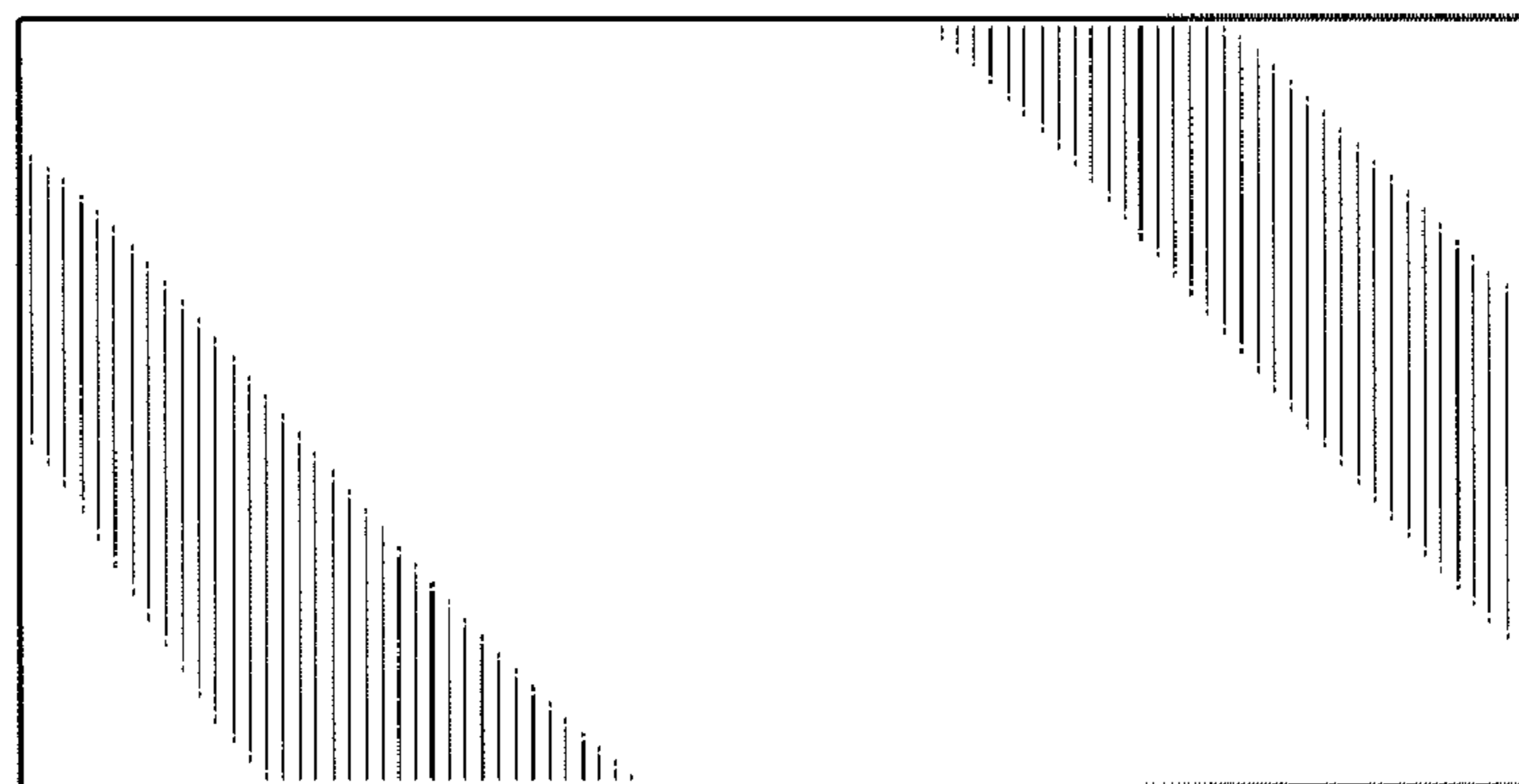


FIG. 3




FIG. 4




FIG. 5

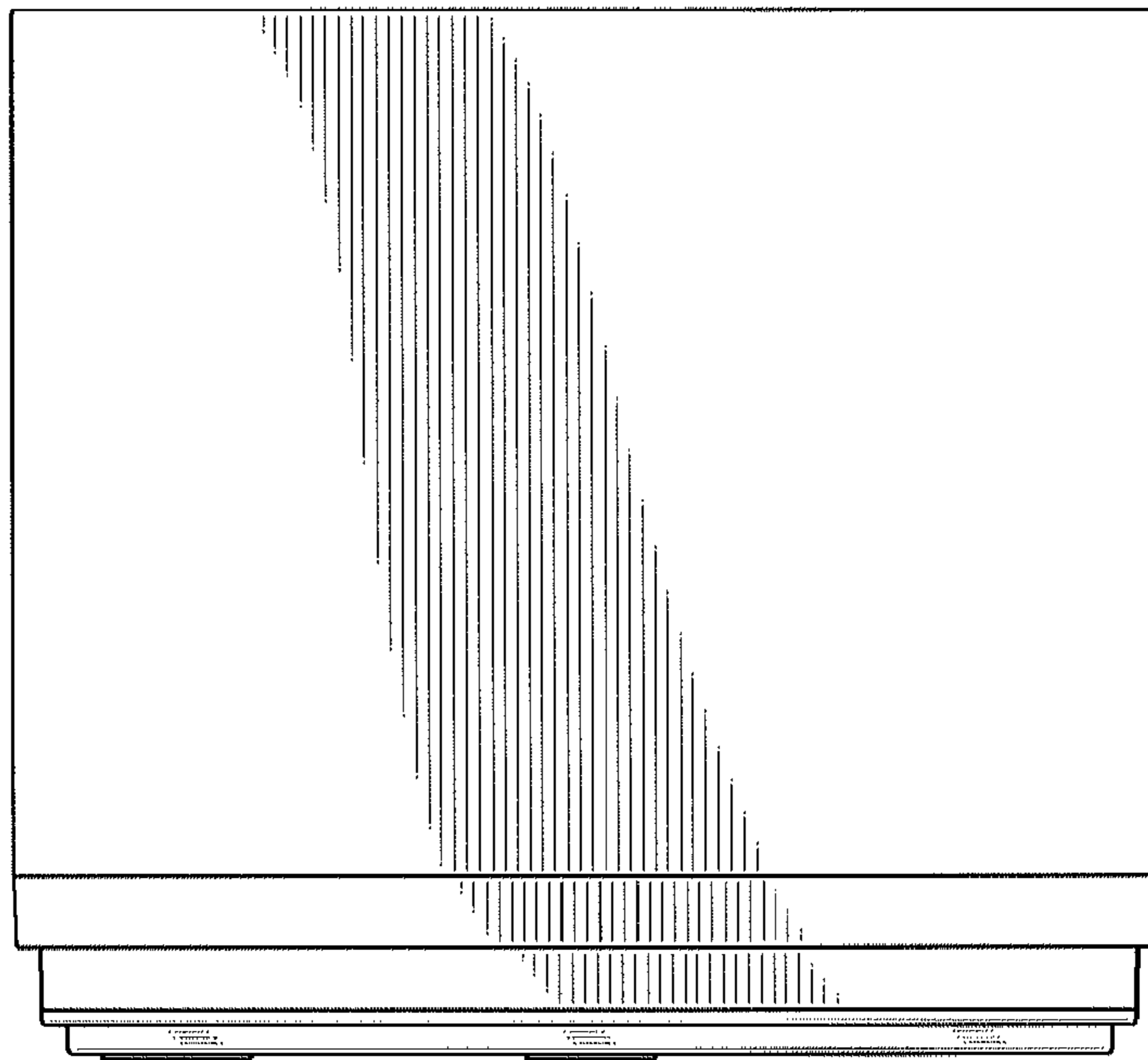


FIG. 6

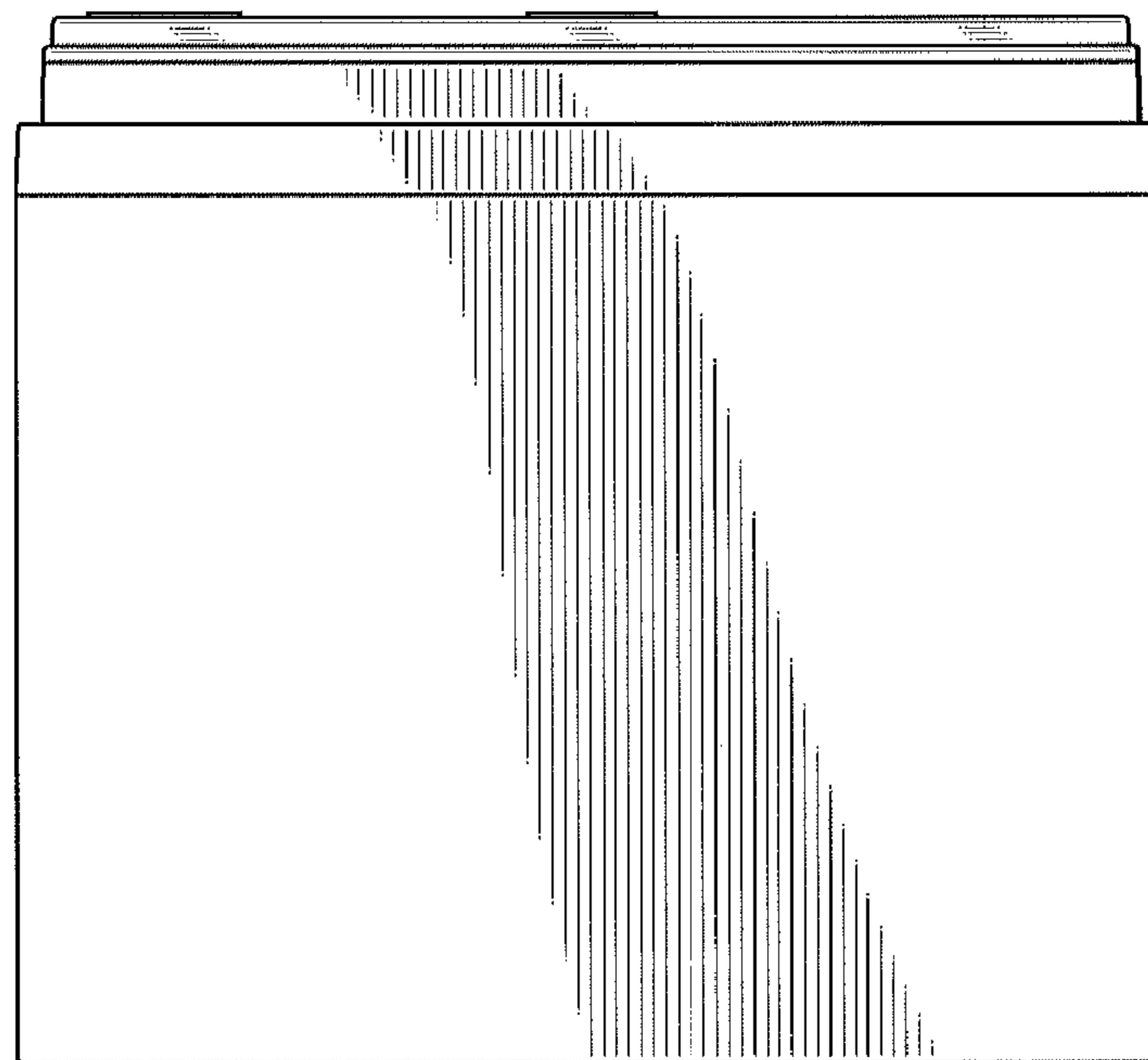


FIG. 7