



US00D672326S

(12) **United States Design Patent**
Mazzeo

(10) **Patent No.:** **US D672,326 S**

(45) **Date of Patent:** **** Dec. 11, 2012**

(54) **UNITARY HANDSET**

(75) Inventor: **Anthony W. Mazzeo**, Elmont, NY (US)

(73) Assignee: **Global Market Development, Inc.**,
Edgewood, NY (US)

(**) Term: **14 Years**

(21) Appl. No.: **29/349,000**

(22) Filed: **Mar. 1, 2010**

Related U.S. Application Data

(63) Continuation of application No. 12/592,450, filed on
Nov. 25, 2009.

(51) **LOC (9) Cl.** **14-03**

(52) **U.S. Cl.** **D14/138 R; D14/248**

(58) **Field of Classification Search** D14/138 AA,
D14/147, 137, 248, 206, 223, 138 R; 455/575.1,
455/575.3; D21/517; 379/433.01
See application file for complete search history.

(56) **References Cited**

U.S. PATENT DOCUMENTS

1,428,567 A	9/1922	Timmons	
D138,158 S *	6/1944	Hirst	D21/517
D199,853 S	12/1964	Gilbert	
D210,775 S *	4/1968	Dreyfuss	D14/248
3,551,607 A	12/1970	Tommasi	
D254,435 S	3/1980	Ferron	
D282,738 S	2/1986	Nichols	
D284,761 S *	7/1986	Ryan	D14/147
D285,197 S	8/1986	Bressler	
D285,200 S *	8/1986	Bressler et al.	D14/147
D286,877 S	11/1986	Powell	
D290,255 S *	6/1987	Taveau	D14/248
D293,238 S	12/1987	Elie	
D296,694 S	7/1988	Watanbe	
D298,621 S	11/1988	Willis	
D299,647 S *	1/1989	Davies	D14/248

D300,743 S *	4/1989	Zaugg et al.	D14/147
4,845,772 A	7/1989	Metroka	
D311,397 S *	10/1990	Cheng	D14/149
D316,409 S	4/1991	Sharbaugh	
D317,483 S	6/1991	Wiggs	
D319,441 S	8/1991	Konno	
D326,092 S	5/1992	Kikuchi	
D326,262 S	5/1992	Soren	
D326,451 S	5/1992	Roegner	

(Continued)

FOREIGN PATENT DOCUMENTS

WO PCTUS0906302 1/2010

OTHER PUBLICATIONS

Motorola MicroTAC, Wikipedia, 7 pages.

(Continued)

Primary Examiner — Jeffrey D Asch

(74) *Attorney, Agent, or Firm* — Alfred M. Walker

(57) **CLAIM**

The ornamental design for a unitary handset, as shown and described.

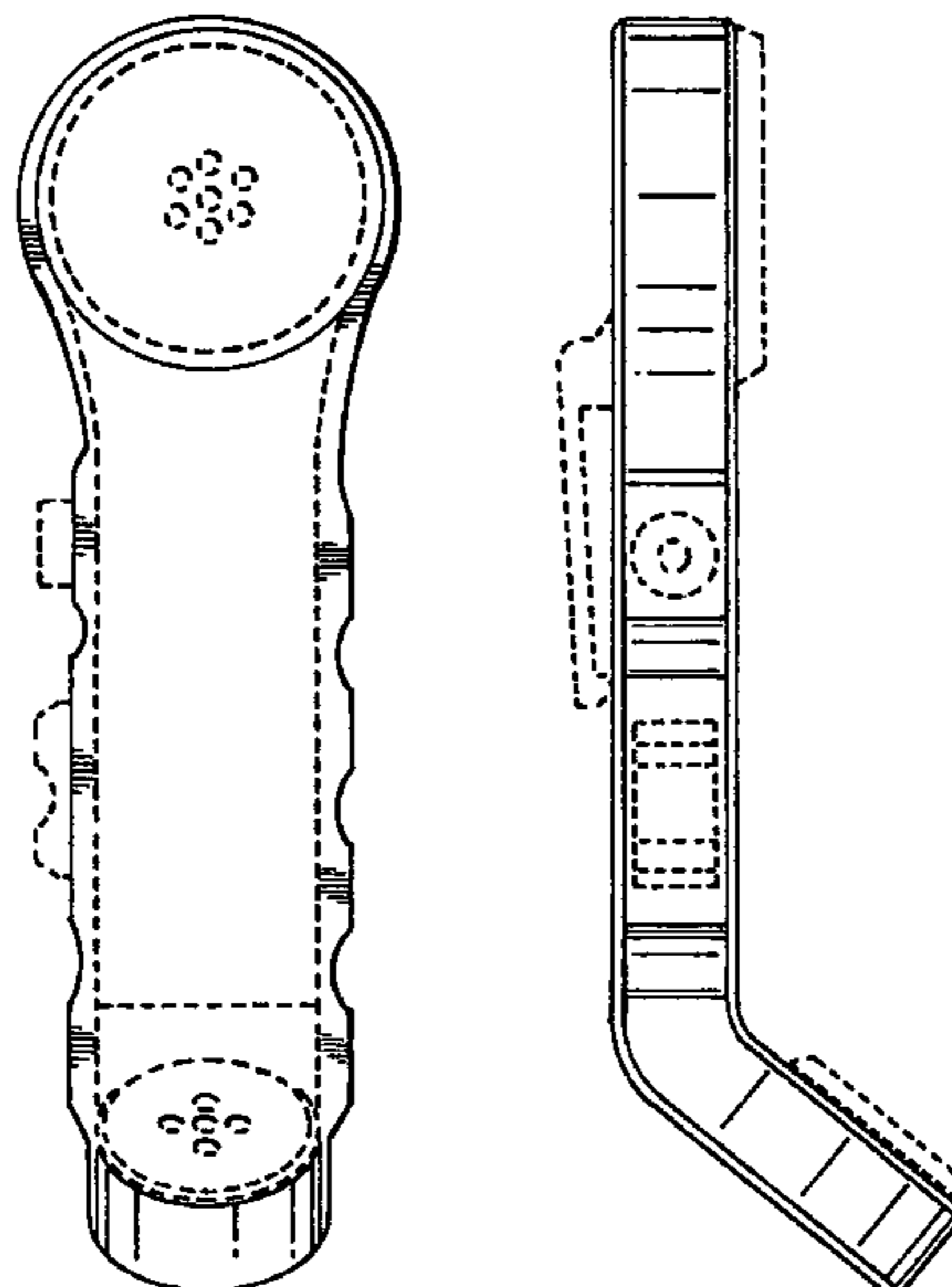
DESCRIPTION

FIG. 1 is a front elevational view of the unitary handset; and, FIG. 2 is a right side elevational view thereof.

The rear, right side, and any other portions of the article not shown in the drawing or described in the specification form no part of the claimed design.

The broken lines shown throughout the views that are immediately adjacent to the shaded areas, and define unshaded regions, represent the bounds of the claimed design, while all other broken lines are directed to environment and are for illustrative purposes only; the broken lines form no part of the claimed design.

1 Claim, 1 Drawing Sheet



US D672,326 S

Page 2

U.S. PATENT DOCUMENTS

D334,568 S 4/1993 Giordano
D347,221 S 5/1994 Siddoway
5,313,663 A * 5/1994 Norris 455/351
D348,458 S 7/1994 Brown
D357,921 S * 5/1995 Ming-Chin D14/223
D368,473 S 4/1996 Niiijima
D378,088 S 2/1997 Ando
D378,678 S * 4/1997 Tyneski et al. D14/137
5,907,615 A 5/1999 Kaschke
D418,517 S 1/2000 IP
6,179,122 B1 1/2001 Moncrief
6,459,371 B1 10/2002 Pike
D477,821 S * 7/2003 Bieltvedt et al. D14/206
6,665,550 B1 12/2003 Muller
D486,483 S * 2/2004 Bloomberg et al. D14/248

D537,978 S * 3/2007 Chen D27/148
7,228,429 B2 6/2007 Monroe
7,357,773 B2 4/2008 Watschke
7,530,277 B2 5/2009 Miyaska
D612,823 S * 3/2010 Mazzeo D14/138 AB
2002/0160773 A1 10/2002 Gresham
2004/0062388 A1 * 4/2004 MacDonald et al. 379/433.03
2007/0142072 A1 6/2007 Lassally
2007/0275762 A1 11/2007 Aaltone
2008/0045156 A1 2/2008 Sakhpara

OTHER PUBLICATIONS

Nacre, Press release, Bacou Daloz acquires Nacre AS (Norway), 2 pages.

* cited by examiner

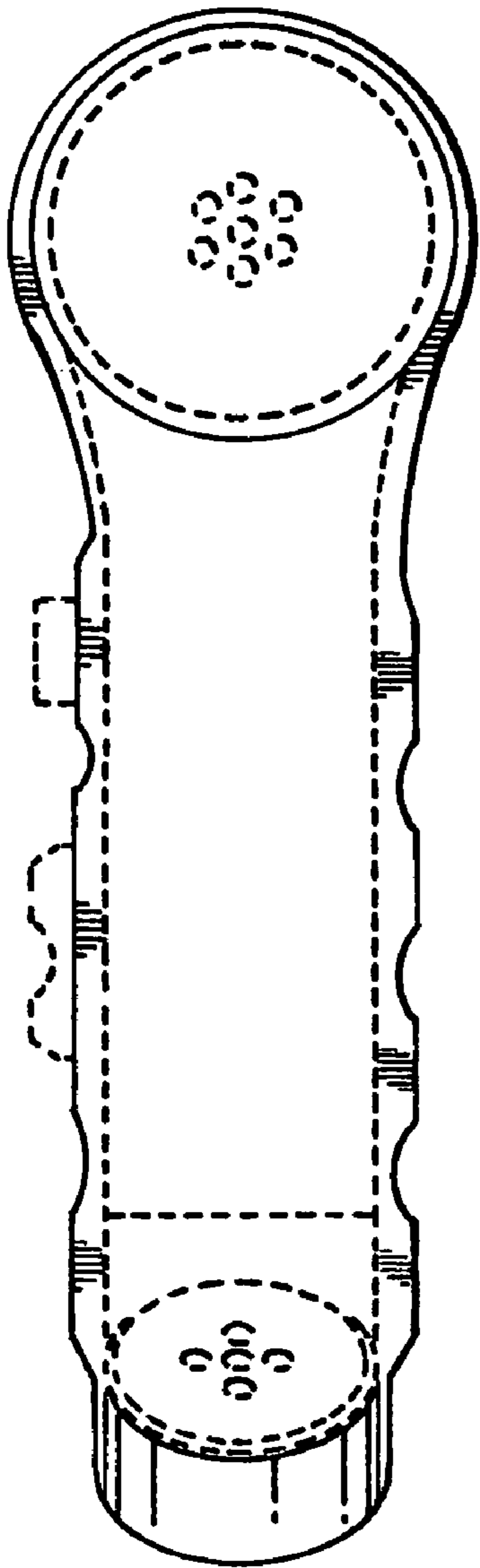


Fig. 1

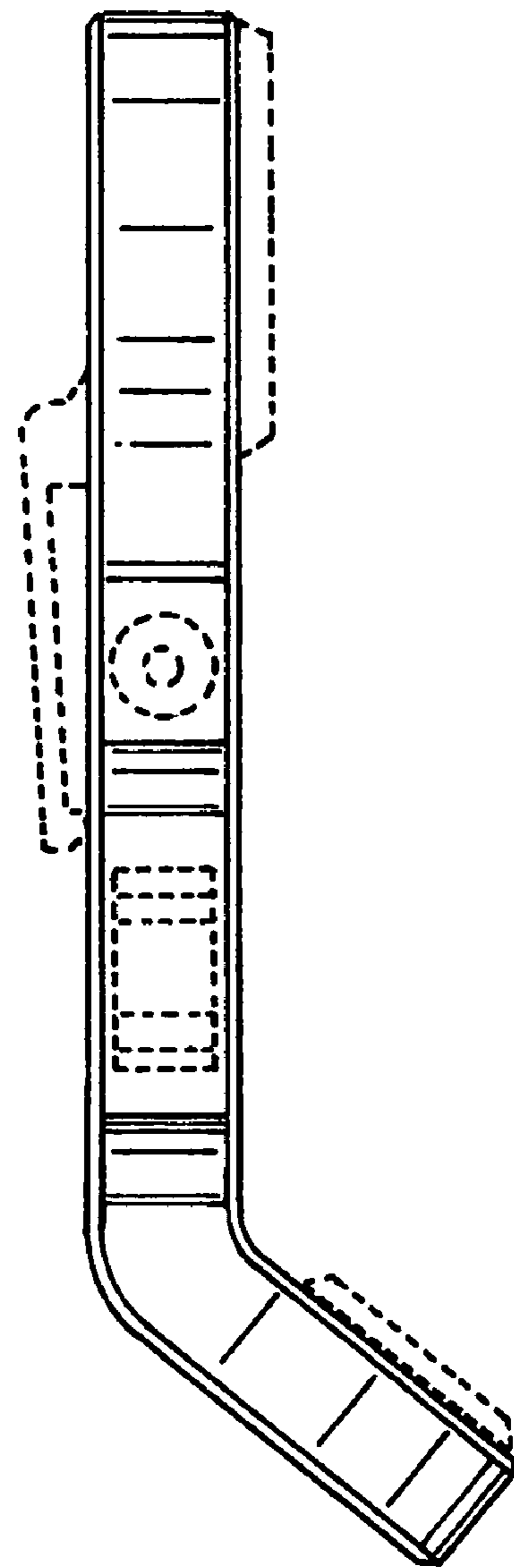


Fig. 2