



US00D672322S

(12) **United States Design Patent**
Lin

(10) **Patent No.:** **US D672,322 S**

(45) **Date of Patent:** **** Dec. 11, 2012**

(54) **HEAT SINK**

(75) Inventor: **Chu-Keng Lin**, New Taipei (TW)

(73) Assignee: **Foxsemicon Integrated Technology, Inc.**, Chu-Nan, Miao-Li Hsien (TW)

(**) Term: **14 Years**

(21) Appl. No.: **29/409,669**

(22) Filed: **Dec. 28, 2011**

(51) **LOC (9) Cl.** **13-03**

(52) **U.S. Cl.** **D13/179**

(58) **Field of Classification Search** D13/179;
165/80.3, 104.26, 104.33, 122, 151, 185;
257/706, 707, 718-722; 361/695, 697, 700,
361/702, 704, 709, 710, 711, 719
See application file for complete search history.

(56) **References Cited**

U.S. PATENT DOCUMENTS

D367,469	S	*	2/1996	Widmayer et al.	D13/179
D379,799	S	*	6/1997	Widmayer et al.	D13/179
6,702,003	B2	*	3/2004	Hsiao et al.	165/80.3
7,275,587	B2	*	10/2007	Kuo	165/80.3
D573,110	S	*	7/2008	Otsuki et al.	D13/179

7,515,424	B2	*	4/2009	Deng et al.	361/719
2009/0151905	A1	*	6/2009	Lai et al.	165/104.26
2009/0303683	A1	*	12/2009	Tatsukami	361/697
2011/0036552	A1	*	2/2011	Lu et al.	165/185
2011/0315365	A1	*	12/2011	Chen	165/185
2011/0315366	A1	*	12/2011	Chen	165/185

* cited by examiner

Primary Examiner — Selina Sikder

(74) *Attorney, Agent, or Firm* — Altis Law Group, Inc.

(57) **CLAIM**

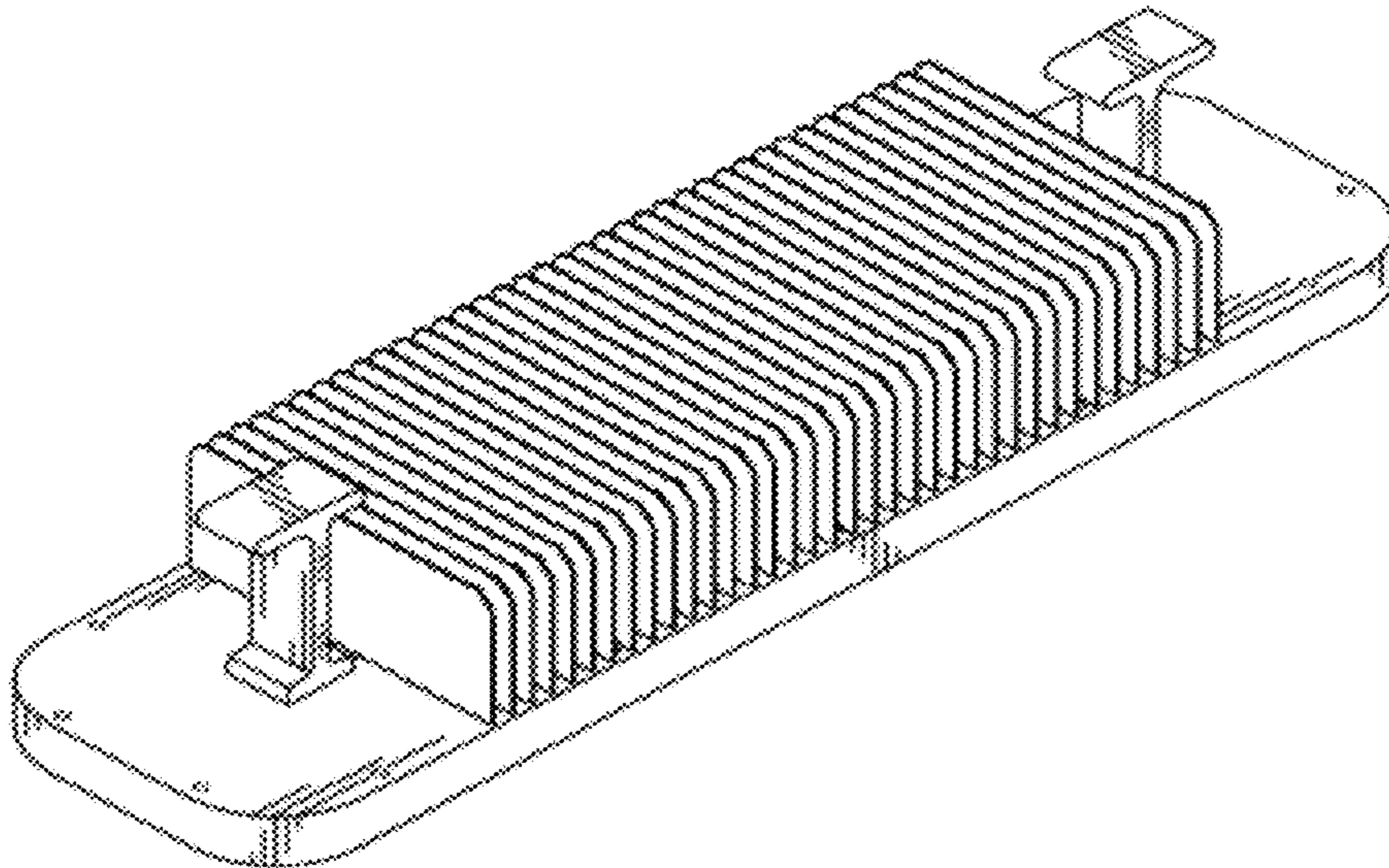
The ornamental design for a heat sink, as shown and described.

DESCRIPTION

FIG. 1 is a perspective view of a heat sink of my new design;
FIG. 2 is a front elevational view thereof;
FIG. 3 is a rear elevational view thereof;
FIG. 4 is a left side elevational view thereof;
FIG. 5 is a right side elevational view thereof;
FIG. 6 is a top plan view thereof; and,
FIG. 7 is a bottom plan view thereof.

The broken line showing of the heat sink is for illustrative purposes only and forms no part of the claimed design.

1 Claim, 7 Drawing Sheets



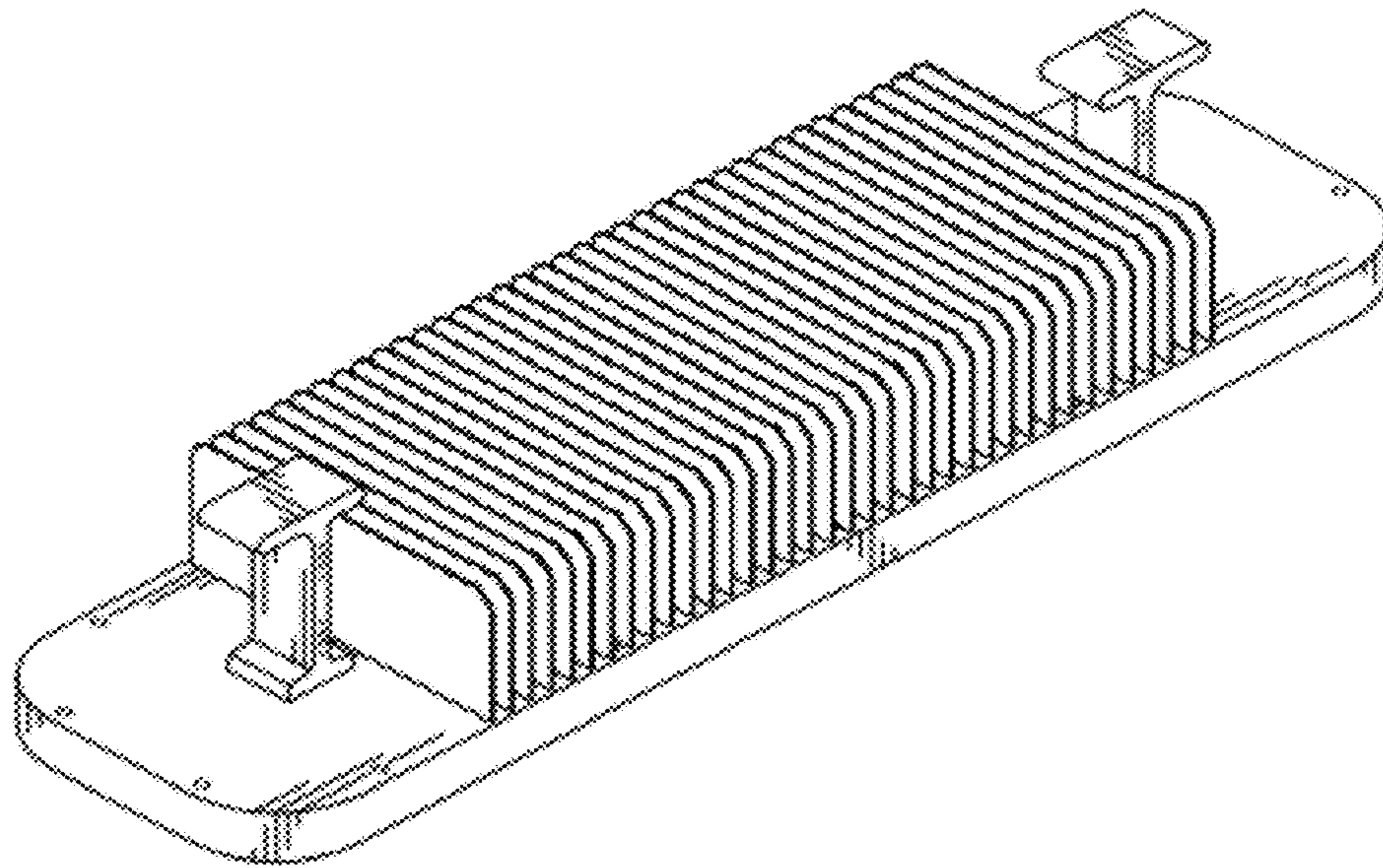


FIG. 1

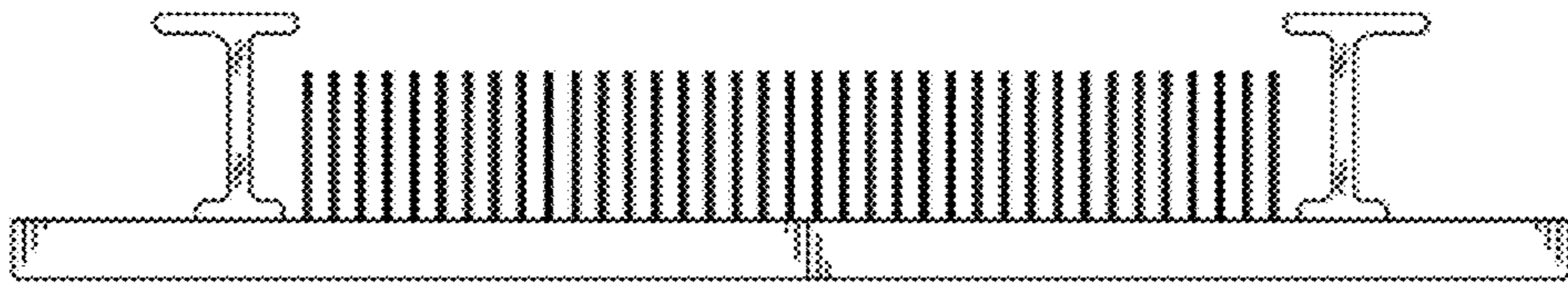


FIG. 2

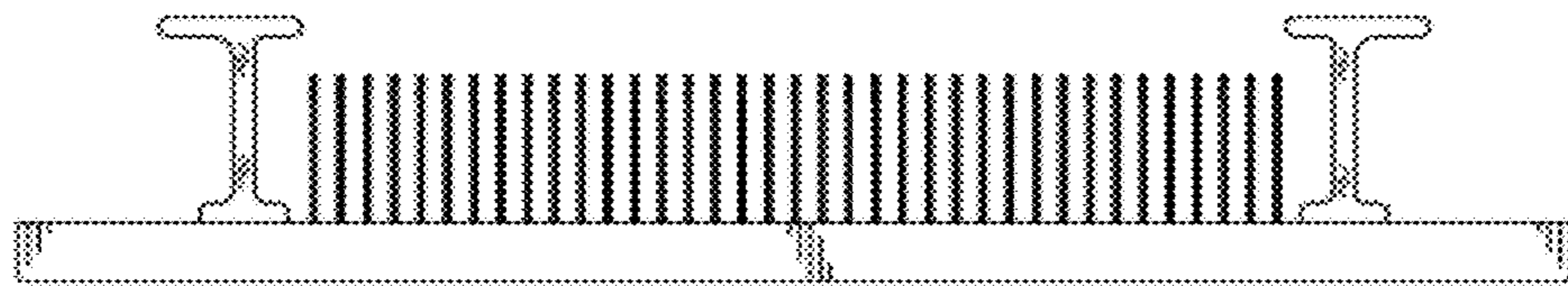


FIG. 3

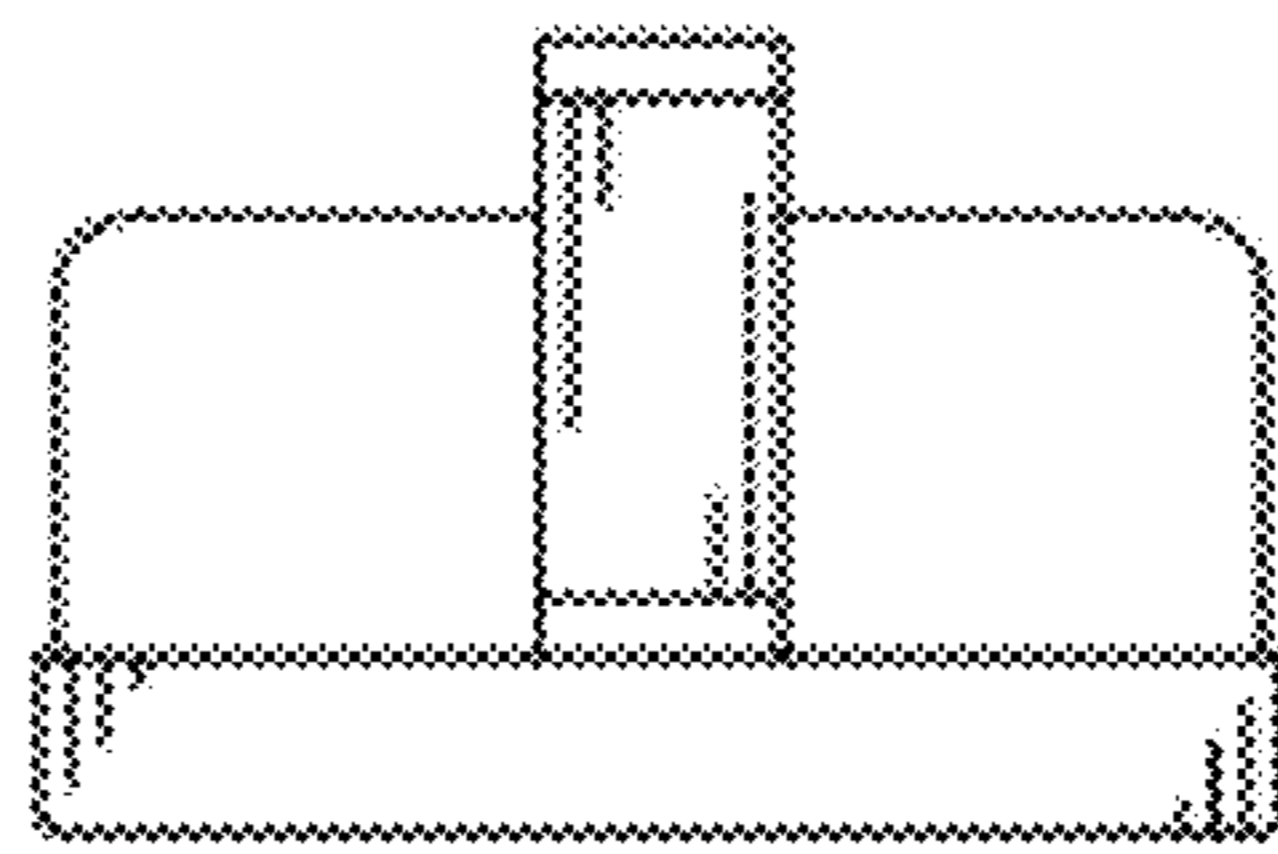


FIG. 4

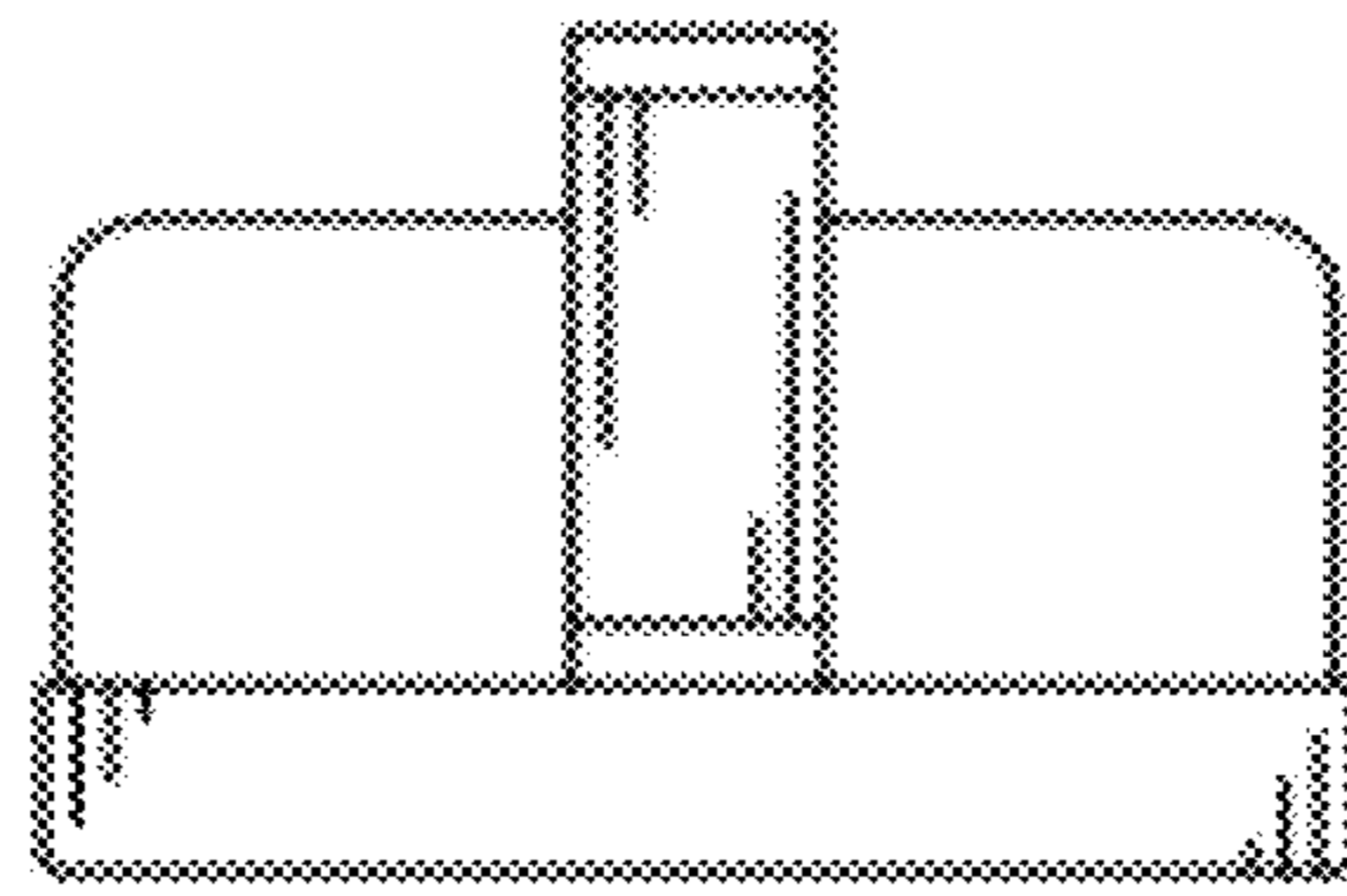


FIG. 5

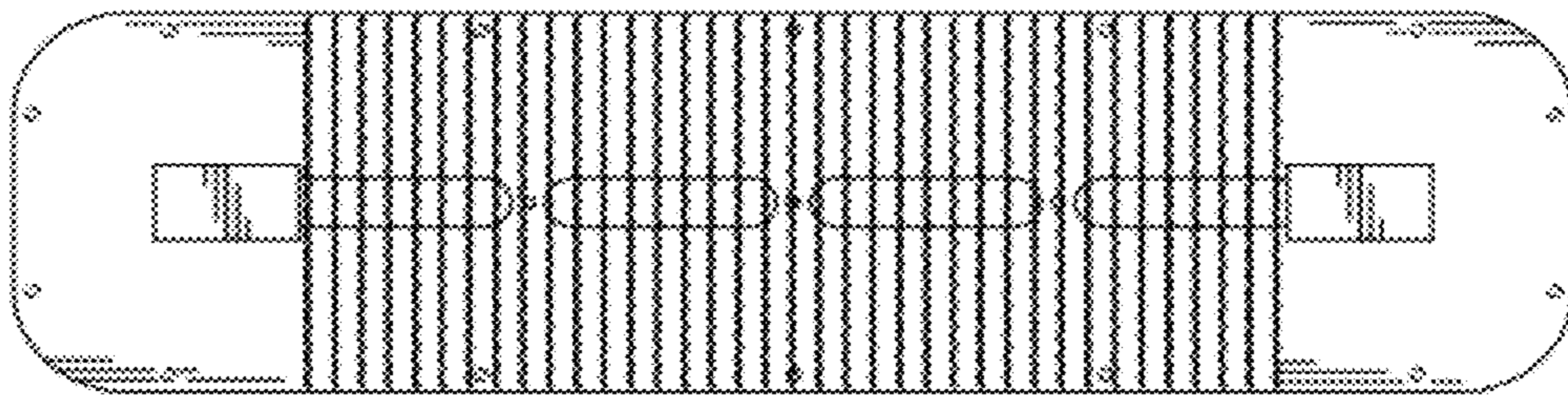


FIG. 6




FIG. 7