



US00D672296S

(12) **United States Design Patent**
Downes

(10) **Patent No.:** **US D672,296 S**
(45) **Date of Patent:** **** Dec. 11, 2012**

(54) **SPRAY SUPPRESSION DEVICE FOR A VEHICLE**

(75) Inventor: **John Anthony Downes**, Wirral (GB)

(73) Assignee: **Spraydown Limited**, Stirling (GB)

(**) Term: **14 Years**

(21) Appl. No.: **29/394,718**

(22) Filed: **Jun. 21, 2011**

Related U.S. Application Data

(62) Division of application No. 29/302,045, filed on Jan. 9, 2008, now Pat. No. Des. 641,299.

(30) **Foreign Application Priority Data**

Jul. 12, 2007 (EM) 000758503

(51) **LOC (9) Cl.** **12-16**

(52) **U.S. Cl.** **D12/185**

(58) **Field of Classification Search** D12/185,
D12/186; D25/119, 125; 280/152 R, 152.2,
280/153 R, 154.5 R, 581, 582, 847, 851;
428/31

See application file for complete search history.

(56) **References Cited**

U.S. PATENT DOCUMENTS

3,869,617 A 3/1975 Gaussoin et al.
D274,324 S * 6/1984 Arenhold D12/185
4,598,000 A 7/1986 Mantarro
4,627,631 A 12/1986 Sherman

D309,724 S * 8/1990 Jurgens D12/185
D570,273 S 6/2008 Thompson
2004/0080185 A1 4/2004 Loddo
2006/0082130 A1 4/2006 Yingling et al.
2007/0278781 A1 12/2007 Downes
2008/0100053 A1 5/2008 Kellick

FOREIGN PATENT DOCUMENTS

GB 2 229 689 A 10/1990
WO 2005/095188 A1 10/2005

* cited by examiner

Primary Examiner — Patricia Palasik

(74) *Attorney, Agent, or Firm* — Carmody & Torrance LLP

(57) **CLAIM**

The ornamental design for a spray suppression device for a vehicle, as shown and described.

DESCRIPTION

FIG. 1 is a perspective view, showing my new design of a spray suppression device for a vehicle comprising a series of components, wherein the separations indicate no particular height;

FIG. 2 is a perspective view showing my new design, from another angle, of the spray suppression device for a vehicle comprising a series of components, wherein the separations are again used to indicate no particular height;

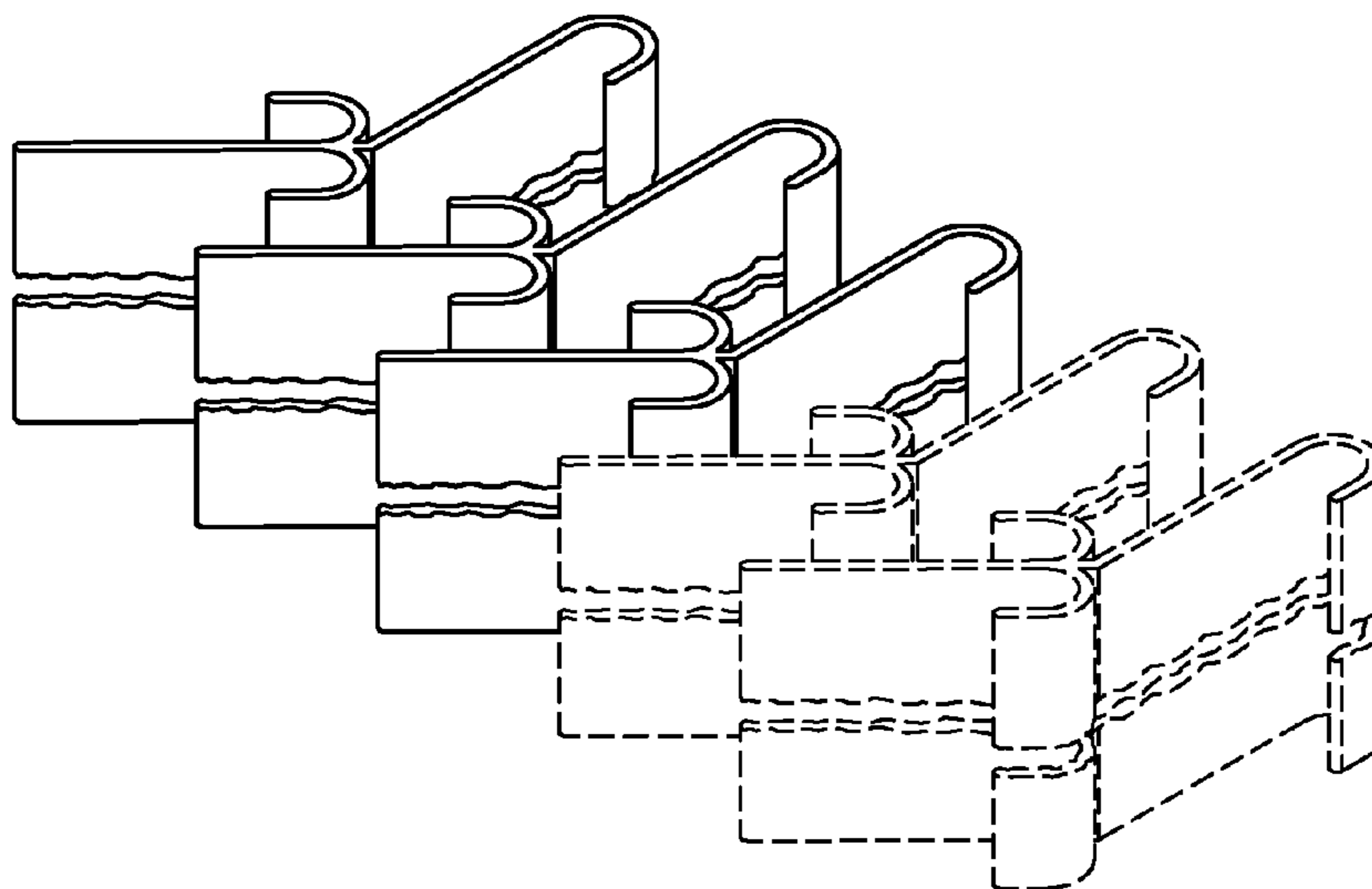
FIG. 3 is an end view thereof;

FIG. 4 is a top plan view thereof; and,

FIG. 5 is a bottom plan view thereof.

The broken lines showing additional spray suppression components show the spray suppression device and such components in one condition of use.

1 Claim, 2 Drawing Sheets



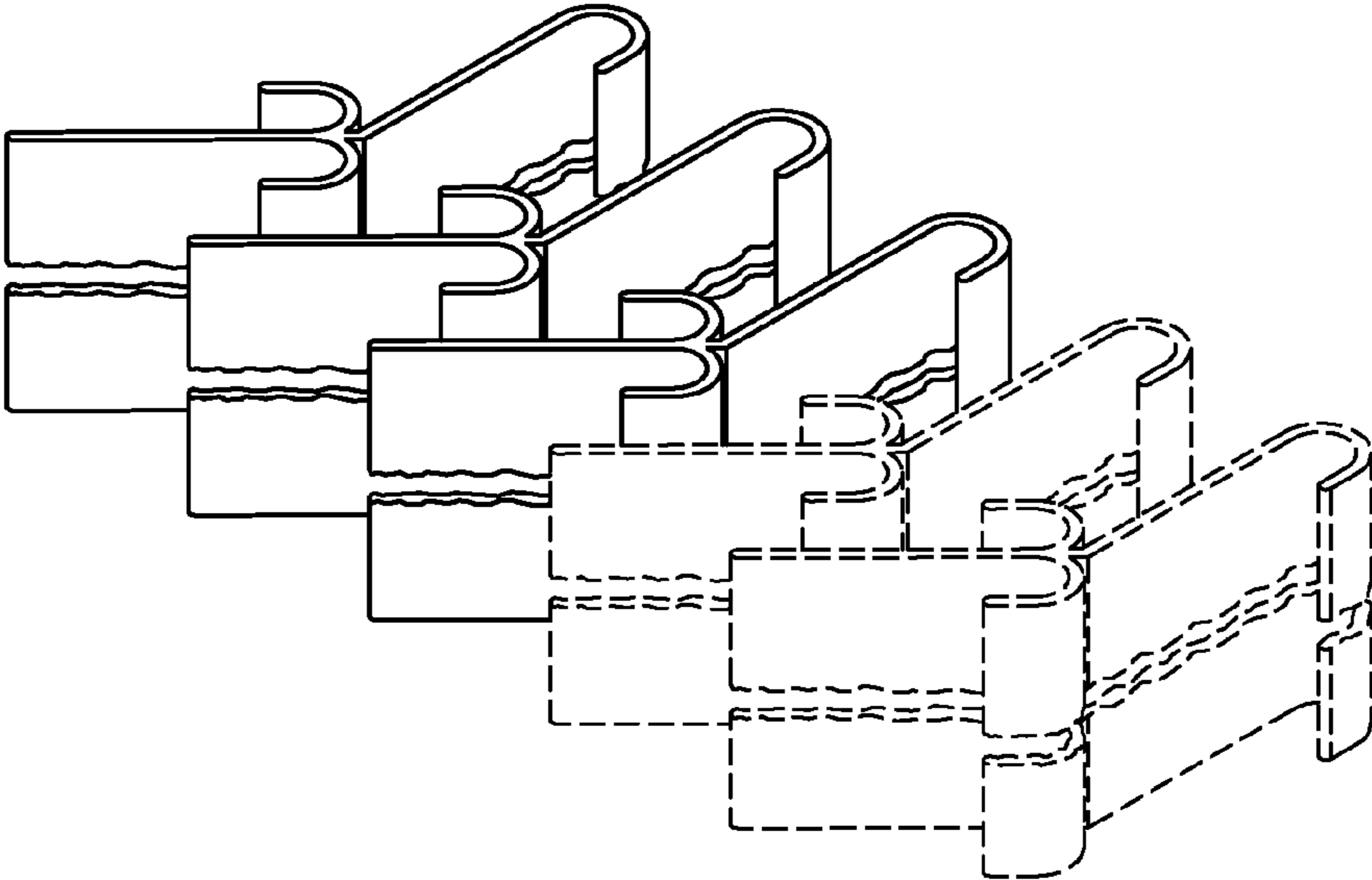


FIG. 1

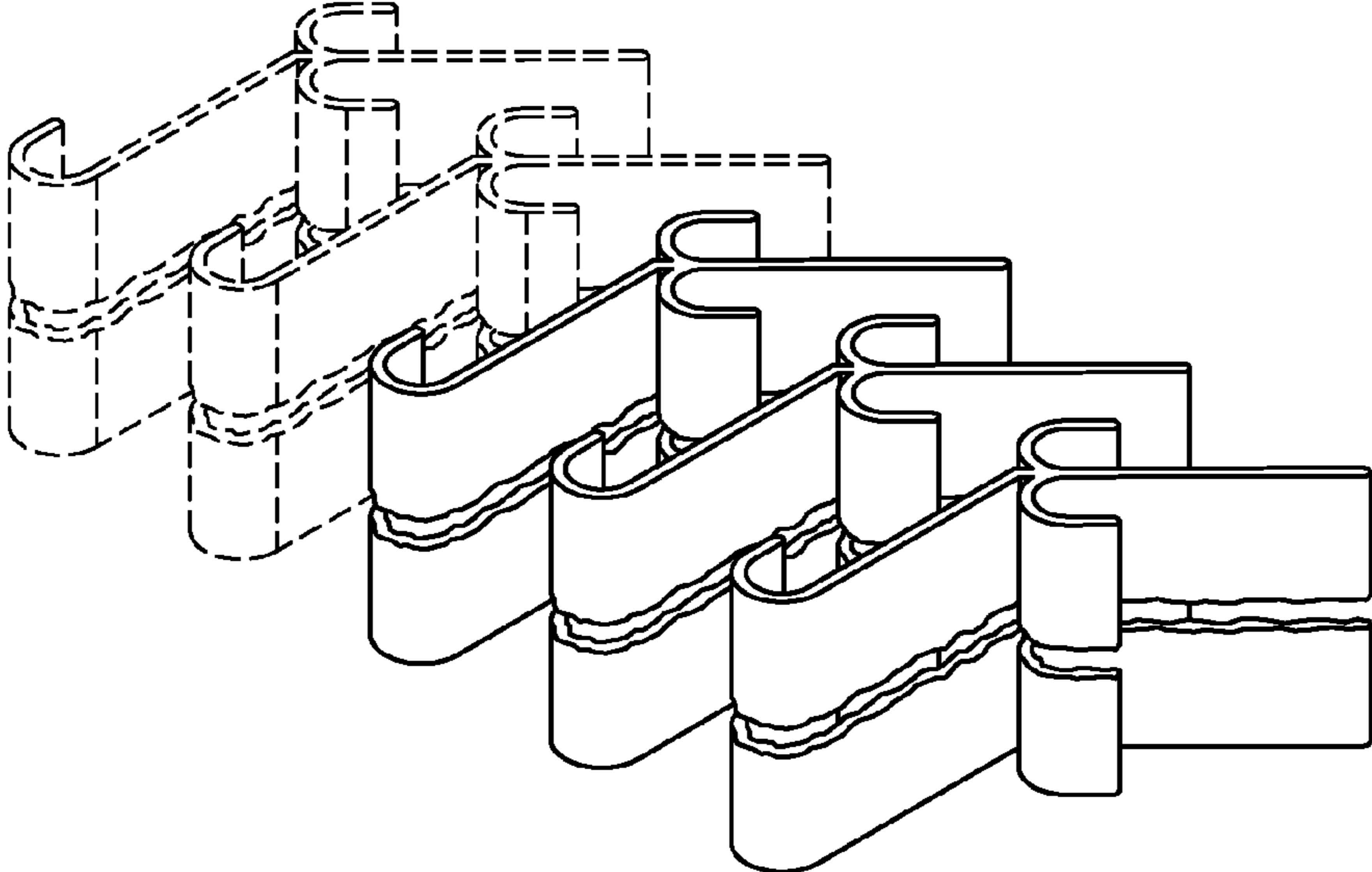


FIG. 2

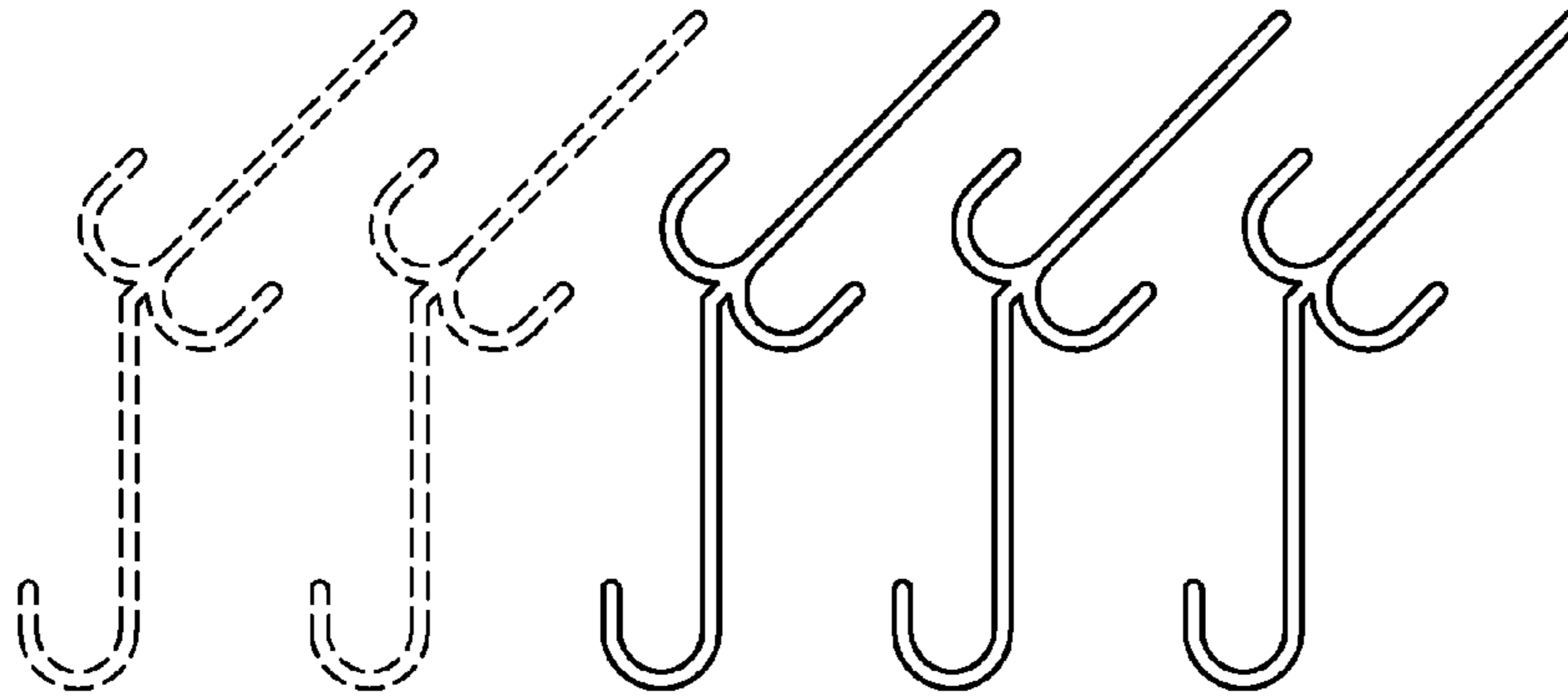


FIG. 3

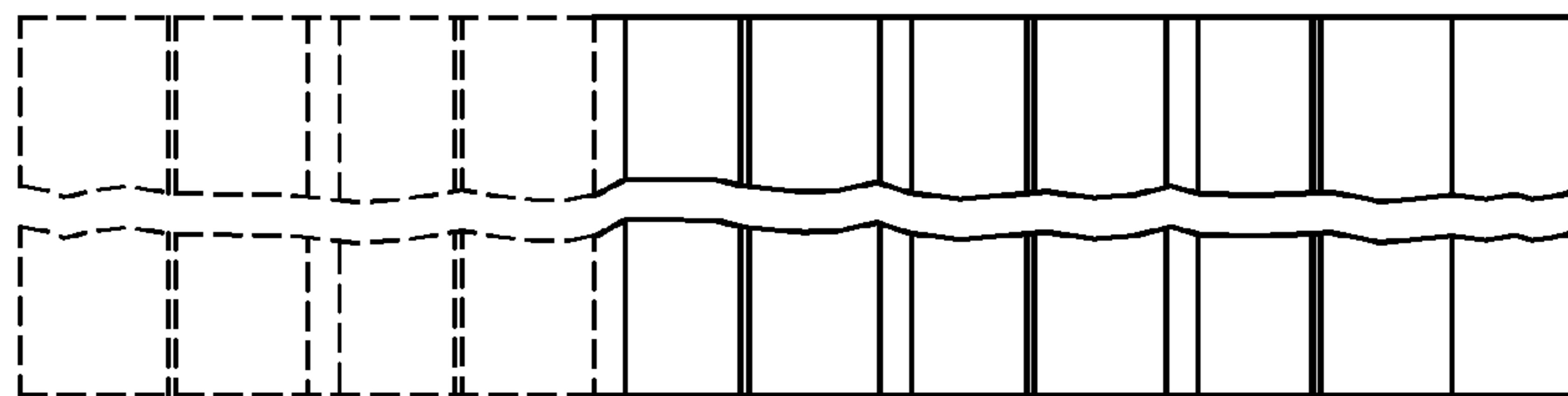


FIG. 4

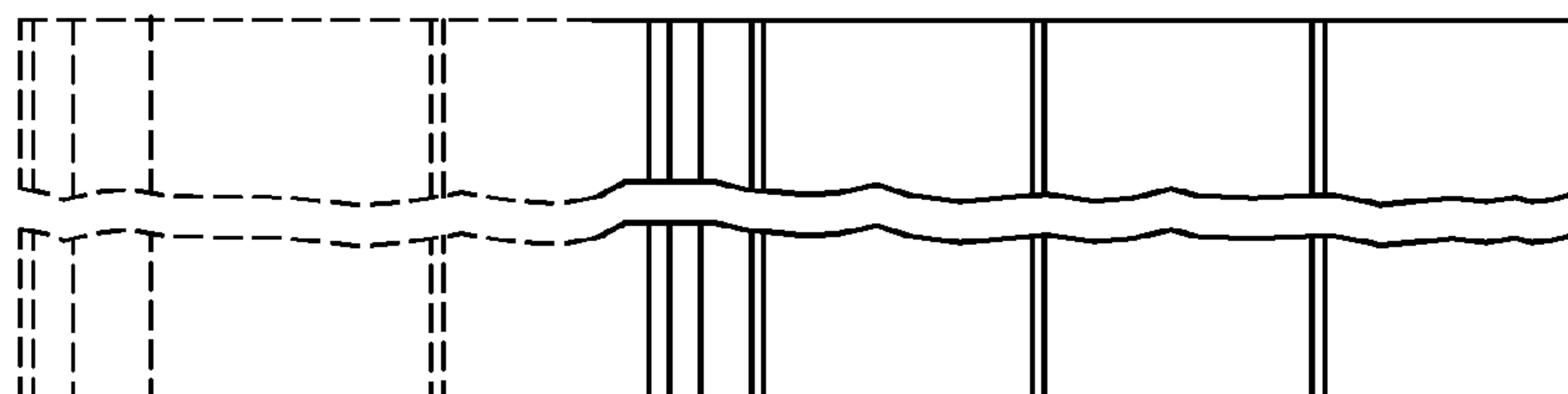


FIG. 5