

US00D672293S

(12) **United States Design Patent**
Toyama et al.

(10) **Patent No.:** **US D672,293 S**
(45) **Date of Patent:** **** Dec. 11, 2012**

(54) **STEERING WHEEL FOR AN AUTOMOBILE**

(75) Inventors: **Masaki Toyama**, Nagaoya (JP); **Masato Mito**, Ichinomiya (JP)

(73) Assignees: **Toyota Jidosha Kabushiki Kaisha** (JP); **Fuji Jukogyo Kabushiki Kaisha** (JP)

(**) Term: **14 Years**

(21) Appl. No.: **29/400,083**

(22) Filed: **Aug. 23, 2011**

(30) **Foreign Application Priority Data**

Feb. 28, 2011 (JP) 2011-004255

(51) **LOC (9) Cl.** **12-16**

(52) **U.S. Cl.** **D12/176**

(58) **Field of Classification Search** D12/175,
D12/176; 74/552, 558, 558.5
See application file for complete search history.

(56) **References Cited**

U.S. PATENT DOCUMENTS

D597,455	S	*	8/2009	Pohanka	D12/176
D626,478	S	*	11/2010	Stephenson	D12/176
D627,693	S	*	11/2010	Pohanka	D12/176
D635,069	S	*	3/2011	Klein et al.	D12/176
D635,900	S	*	4/2011	Anzi	D12/176
D636,711	S	*	4/2011	Anzi	D12/176
D637,946	S	*	5/2011	Anzi	D12/176
D640,619	S	*	6/2011	Araki et al.	D12/176
D649,095	S	*	11/2011	Frank et al.	D12/176
D651,543	S	*	1/2012	Ali et al.	D12/176
D663,244	S	*	7/2012	Won et al.	D12/176

OTHER PUBLICATIONS

Porsche, Porsche 911 Turbo, Netcarshow.com, http://www.netcarshow.com/porsche/2011-911_turbo_s/800x600/wallpaper_22.htm, available at least as early as Sep. 27, 2010.

Mitsubishi, Mitsubishi Lancer Evolution X, Netcarshow.com, http://www.netcarshow.com/mitsubishi/2008-lancer_evolution_x/800x600/wallpaper_6d.htm, available at least as early as Sep. 27, 2010.

Mercedes Benz, Mercedes Benz SL AMG, Netcarshow.com, http://www.netcarshow.com/mercedes-benz/2009-sl63_amg/800x600/wallpaper_1c.htm, available at least as early as Sep. 27, 2010.

* cited by examiner

Primary Examiner — Melody N Brown

(74) *Attorney, Agent, or Firm* — SAIDMAN DesignLaw Group


(57) **CLAIM**

The ornamental design for a steering wheel for an automobile, as shown and described.

DESCRIPTION

FIG. 1 is a perspective view of a steering wheel for an automobile showing our new design;
FIG. 2 is a front view thereof;
FIG. 3 is a rear view thereof;
FIG. 4 is a left side view thereof;
FIG. 5 is a right side view thereof;
FIG. 6 is a top view thereof; and,
FIG. 7 is a bottom view thereof.

1 Claim, 3 Drawing Sheets






FIG. 1




FIG. 2




FIG. 3




FIG. 4




FIG. 5




FIG. 6




FIG. 7