



US00D672286S

(12) **United States Design Patent**  
**Noble et al.**

(10) **Patent No.:** **US D672,286 S**  
(45) **Date of Patent:** **\*\* Dec. 11, 2012**

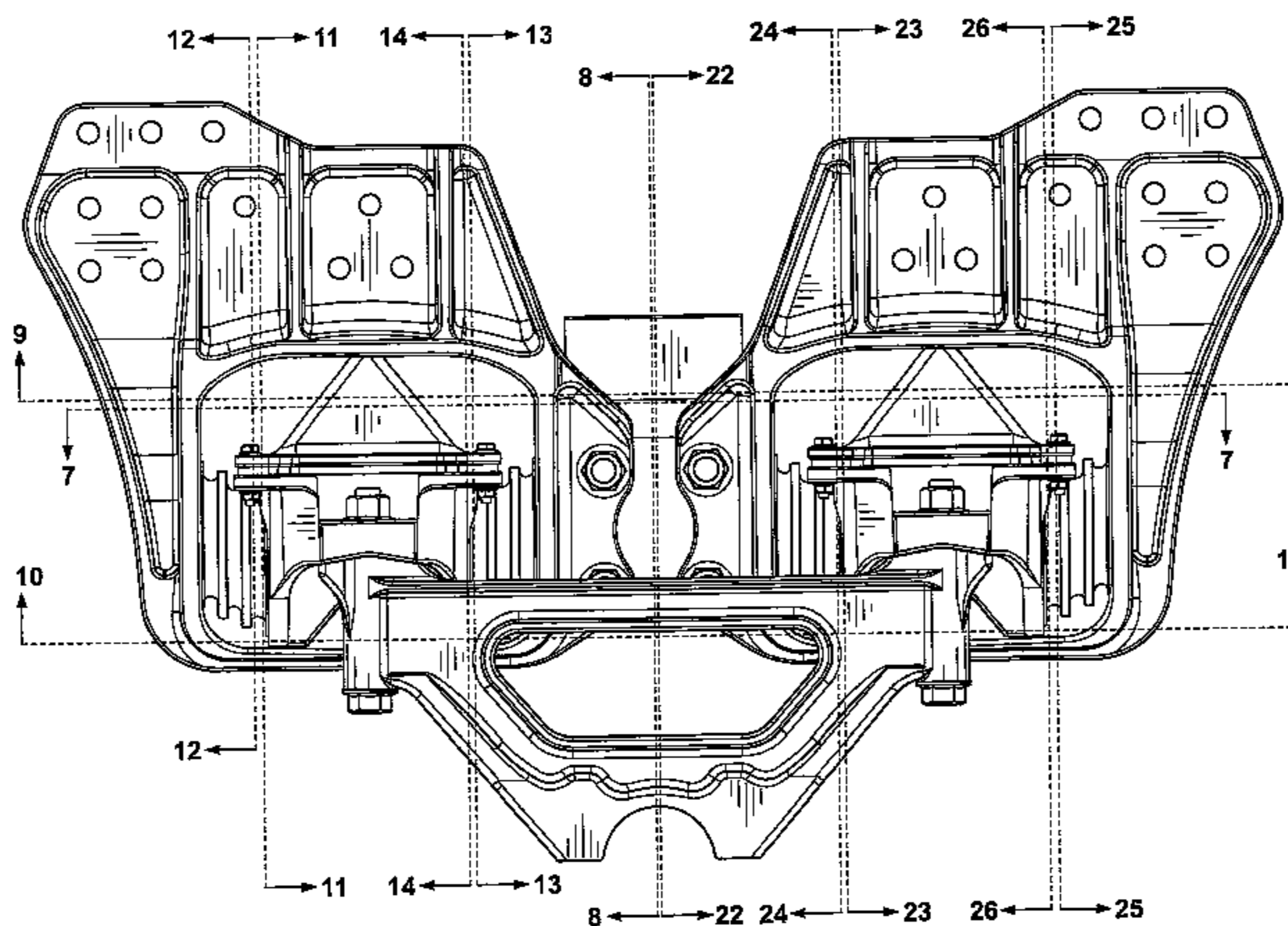
(54) **SUSPENSION ASSEMBLY**  
(75) Inventors: **Shawn D. Noble**, Naperville, IL (US);  
**Michael P. Robinson**, Chicago, IL (US)  
(73) Assignee: **Hendrickson USA, L.L.C.**, Itasca, IL  
(US)  
(\*\*) Term: **14 Years**  
(21) Appl. No.: **29/369,285**  
(22) Filed: **Sep. 5, 2010**  
(51) **LOC (9) Cl.** ..... **12-16**  
(52) **U.S. Cl.** ..... **D12/159**  
(58) **Field of Classification Search** ..... D12/400,  
D12/340, 161, 159, 120, 118, 114; 280/11.225,  
280/86.752; 188/315, 316, 298, 274, 281,  
188/286, 297; 293/134; 267/195; 279/2.01,  
279/2.17

See application file for complete search history.

(56) **References Cited**

**U.S. PATENT DOCUMENTS**

1,409,044 A	3/1922	Tusar	2,739,821 A	3/1956	Hickman
1,516,051 A	11/1924	Lundie	2,750,200 A	6/1956	Scheel
1,576,376 A	3/1926	Sudekum	2,758,832 A	8/1956	Hickman
1,604,961 A	11/1926	Bell et al.	2,775,353 A	12/1956	Tillou
1,608,507 A	11/1926	Hogan	2,788,222 A	4/1957	Wilson et al.
1,640,179 A	8/1927	Buckwalter	2,798,735 A	7/1957	Compton
1,640,204 A	8/1927	Martini	2,802,662 A	8/1957	Hirst
1,679,528 A	8/1928	Johanson	2,872,207 A	2/1959	Hirst
1,817,325 A	8/1931	Sinkovich	2,905,390 A	9/1959	Saul
1,853,166 A	4/1932	Nibbe	2,940,771 A	6/1960	Hendrickson
1,949,363 A	2/1934	Willard	2,980,439 A	4/1961	Miller
1,974,160 A	9/1934	Peirson	2,981,208 A	4/1961	Sinclair
2,094,335 A	9/1937	Willard et al.	2,995,383 A	8/1961	Barker
2,111,475 A	3/1938	Kegresse	3,004,715 A	10/1961	Gadd
2,197,727 A	4/1940	Ledwinka	3,011,776 A	12/1961	Reed
2,245,296 A	6/1941	Piron	3,017,195 A	1/1962	Hickman
2,284,484 A	5/1942	Eksergian	3,121,560 A	2/1964	Reed
2,286,563 A	6/1942	Mussey	3,134,585 A	5/1964	Trask
2,323,919 A	7/1943	Knox	3,241,856 A	3/1966	Raidel
2,333,650 A	11/1943	Hickman	3,276,395 A	10/1966	Heintzel
2,437,158 A	3/1948	Heiney	3,279,779 A	10/1966	Thomas et al.
2,663,570 A	12/1953	Hickman	3,279,820 A	10/1966	Hickman
2,689,136 A	9/1954	Hendrickson	3,297,339 A	1/1967	Hendrickson
2,704,664 A	3/1955	Hickman	3,301,573 A	1/1967	Hickman
2,706,113 A	4/1955	Hickman	3,436,155 A	4/1969	Perin, Jr.
			3,471,165 A	10/1969	Raidel
			3,482,852 A	12/1969	Hickman
			3,485,040 A	12/1969	Niskanen
			3,539,170 A	11/1970	Hamel
			3,545,787 A	12/1970	Miller
			3,572,745 A	3/1971	Willetts
			3,580,611 A	5/1971	McNitt
			3,618,533 A	11/1971	Hirst
			3,618,971 A	11/1971	Wragg
			3,626,465 A	12/1971	Hirst
			3,687,477 A	8/1972	Miller
			3,695,737 A	10/1972	Alexander et al.
			3,699,897 A	10/1972	Sherrick
			3,712,246 A	1/1973	Lich
			3,731,913 A	5/1973	Hirst
			3,797,851 A	3/1974	Hirst
			3,811,700 A	5/1974	Moore
			3,817,551 A	6/1974	Moore
			3,830,483 A	8/1974	Gaydecki
			3,857,556 A	12/1974	Wing
			3,936,073 A	2/1976	Hickman et al.
			3,952,669 A	4/1976	Mauzin et al.
			3,955,808 A	5/1976	Jorn et al.
			D240,239 S	6/1976	Calandrino
			3,984,125 A	10/1976	Paton et al.
			3,997,151 A	12/1976	Leingang
			D246,572 S	12/1977	Walter
			4,082,316 A	4/1978	Raidel



# US D672,286 S

Page 2

4,095,690 A	6/1978	Baldwin	D474,274 S	5/2003	Walters
4,108,470 A	8/1978	Vinton	6,572,087 B2	6/2003	Schleinitz et al.
4,111,131 A	9/1978	Bullock	6,585,286 B2	7/2003	Adema et al.
4,111,406 A	9/1978	Zanow	D479,793 S	9/2003	Jones
4,132,433 A	1/1979	Willettts	6,659,438 B2	12/2003	Michael et al.
4,134,343 A	1/1979	Jackson	6,666,474 B2	12/2003	Pavuk
4,144,978 A	3/1979	Drake	6,702,240 B1	3/2004	Bradely
4,162,799 A	7/1979	Willettts	D496,887 S	10/2004	Carlson
4,182,338 A	1/1980	Stanulis	6,817,301 B1	11/2004	Bullock
4,193,612 A	3/1980	Masser	D503,231 S	3/2005	Daugherty
4,213,633 A	7/1980	Moore et al.	6,877,623 B2	4/2005	Salis
4,258,629 A	3/1981	Jackson et al.	D507,658 S	7/2005	Wescott, III
4,278,271 A	7/1981	Raidel	6,916,037 B2	7/2005	Baxter et al.
D265,285 S	7/1982	Englert, Jr.	6,951,260 B1	10/2005	Isley
4,358,096 A	11/1982	Paton et al.	D515,942 S	2/2006	Hamblin et al.
4,371,189 A	2/1983	Raidel	D515,943 S	2/2006	Hamblin et al.
4,382,547 A	5/1983	Phillips	D519,104 S	4/2006	Richter
D270,574 S	9/1983	Black	D520,322 S	5/2006	Orlando
4,420,171 A	12/1983	Raidel	7,059,631 B2	6/2006	Schorle et al.
4,452,007 A	6/1984	Martin	7,077,411 B2	7/2006	Peters et al.
D275,178 S	8/1984	Yeater	D530,187 S	10/2006	Esbaugh
4,486,029 A	12/1984	Raidel	7,185,903 B2	3/2007	Dove
4,488,495 A	12/1984	Dean, II	D543,492 S	5/2007	Lyew
4,504,080 A	3/1985	VanDenberg	7,229,088 B2	6/2007	Dudding et al.
4,585,086 A	4/1986	Hiramatsu	7,234,723 B2	6/2007	Sellers
4,705,294 A	11/1987	Raidel	D551,315 S	9/2007	Zimmerman
4,753,456 A	6/1988	Booher	7,293,794 B2	11/2007	Clarke et al.
4,793,597 A	12/1988	Smith	7,303,200 B2	12/2007	Ramsey
D306,476 S	3/1990	Millard	D559,081 S	1/2008	Myers
4,944,402 A	7/1990	Wu	7,320,538 B2	1/2008	Ko et al.
D312,205 S	11/1990	de Rooij	7,387,074 B2	6/2008	Myers
4,995,636 A	2/1991	Hall et al.	D582,918 S	12/2008	Scott
D318,010 S	7/1991	Clinkscapes	D586,204 S	2/2009	Robbins, III et al.
5,114,178 A	5/1992	Baxter	7,490,852 B2	2/2009	Marotzke et al.
5,150,918 A	9/1992	Heitzmann	7,607,668 B2	10/2009	Dugandzic et al.
5,237,933 A	8/1993	Bucksbee	D603,303 S	11/2009	Noble et al.
D341,529 S	11/1993	Jacobs	D604,792 S	11/2009	Stanley
D344,254 S	2/1994	Zimmerman	D605,984 S	12/2009	Noble et al.
5,283,404 A	2/1994	Prescaro, Jr.	D606,459 S	12/2009	Noble et al.
D349,041 S	7/1994	Wical	D610,952 S	3/2010	Noble et al.
5,327,674 A	7/1994	Powell	D615,005 S	5/2010	Noble et al.
5,333,897 A	8/1994	Landis et al.	7,708,309 B2	5/2010	Kim et al.
D356,641 S	3/1995	Stewart et al.	D622,642 S	8/2010	Noble et al.
5,413,320 A	5/1995	Herbst	D624,461 S	9/2010	Noble et al.
D360,544 S	7/1995	Gauthier	D624,462 S	9/2010	Noble et al.
5,447,324 A	9/1995	Raidel, Sr.	D624,463 S	9/2010	Noble et al.
5,465,997 A	11/1995	Heitzmann	D624,464 S	9/2010	Noble et al.
5,508,482 A	4/1996	Martin et al.	D624,465 S	9/2010	Noble et al.
D377,961 S	2/1997	Dickson et al.	7,832,508 B2	11/2010	Isley
D381,338 S	7/1997	Johansson	7,845,288 B2	12/2010	Forbes et al.
D384,877 S	10/1997	Perrin et al.	D630,137 S	1/2011	Noble et al.
5,676,356 A	10/1997	Ekonen et al.	D632,230 S	2/2011	Noble et al.
D390,305 S	2/1998	Dickson et al.	D632,619 S	2/2011	Noble et al.
D391,915 S	3/1998	Miller	D632,620 S	2/2011	Noble et al.
5,753,429 A	5/1998	Pugh	D633,011 S	2/2011	Noble et al.
D397,667 S	9/1998	White	7,926,836 B2	4/2011	Noble et al.
5,810,337 A	9/1998	McLaughlin	D645,794 S	9/2011	Noble et al.
5,868,384 A	2/1999	Anderson	8,033,565 B2	10/2011	Holroyd
5,887,881 A	3/1999	Hatch	D648,031 S	11/2011	Roggenkamp
D409,077 S	5/1999	Brooks	D648,249 S	11/2011	Noble et al.
5,909,821 A	6/1999	Guridi	8,052,166 B2	11/2011	Noble et al.
5,938,221 A	8/1999	Wilson	D649,917 S	12/2011	Noble et al.
5,957,441 A	9/1999	Tews	D650,082 S	12/2011	Roggenkamp
D415,950 S	11/1999	Anderson	D650,483 S	12/2011	Roggenkamp
5,989,075 A	11/1999	Hsiao et al.	8,070,143 B2	12/2011	Wietharn
6,008,460 A	12/1999	Demari	D655,419 S	3/2012	Roggenkamp
D423,342 S	4/2000	Popesco	8,152,195 B2	4/2012	Noble et al.
6,045,328 A	4/2000	Jones	2002/0163165 A1	11/2002	Adema et al.
6,129,369 A	10/2000	Dudding	2003/0047907 A1	3/2003	Hicks et al.
6,176,345 B1	1/2001	Perkins et al.	2003/0196648 A1	10/2003	Schroer et al.
6,178,894 B1	1/2001	Leingang	2004/0262877 A1	12/2004	Sellers
6,189,904 B1	2/2001	Gentry et al.	2005/0110233 A1	5/2005	Hedenberg
6,206,407 B1	3/2001	Fuchs et al.	2006/0071441 A1	4/2006	Mathis
6,264,231 B1	7/2001	Scully	2006/0208445 A1	9/2006	Gideon
6,276,674 B1	8/2001	Randell	2007/0262547 A1	11/2007	Warinner
6,328,294 B1	12/2001	Palinkas	2008/0018070 A1	1/2008	Gottschalk
6,478,321 B1	11/2002	Heitzmann	2008/0030006 A1	2/2008	Sellers
6,516,914 B1	2/2003	Andersen et al.	2008/0122146 A1	5/2008	Herntier et al.
D471,888 S	3/2003	Solland	2008/0134413 A1	6/2008	Guo

2008/0258361	A1	10/2008	Wen et al.	
2008/0290572	A1	11/2008	Desprez et al.	
2009/0008846	A1	1/2009	Yamakawa et al.	
2009/0108086	A1	4/2009	Mospan et al.	
2009/0224504	A1	9/2009	Noble et al.	
2009/0224513	A1*	9/2009	Noble et al.	280/681
2009/0230650	A1	9/2009	Mayen et al.	
2010/0044992	A1	2/2010	Noble et al.	
2010/0072733	A1	3/2010	Levi	
2011/0057407	A1	3/2011	Noble	
2012/0001373	A1	1/2012	McLaughlin	
2012/0018983	A1	1/2012	Oriet	

FOREIGN PATENT DOCUMENTS

CN	301294475		7/2010
CN	30164969		10/2010
DE	973418		2/1960
DE	3524916	A1	1/1987
EP	1911661	A1	4/2008
EP	2006129	A1	12/2008
FR	2550918	A1	3/1985
FR	2797432	A1	2/2001
GB	2069424		8/1981
GB	2128942		5/1984
GB	2226867	A1	7/1990
GB	2252276		8/1992
JP	05149035	A	6/1993
JP	05338552	A	12/1993
JP	1337440		8/2008
TW	528545		4/2003
WO	0242097	A2	5/2002
WO	2006067551		6/2006
WO	2010068319		6/2010

OTHER PUBLICATIONS

Hendrickson, Parts List RS 400/460/480/520 Jan. 1991.\*  
 Mor/Ryde, School Bus Suspension, Aug. 1973.  
 Mor/Ryde, T/A Modular Rubber Suspension System, Service Manual, Mar. 5, 2003.  
 Mor/Ryde, Tandem Axle Rubber Suspension System, Service Manual, Suspension Codes: T01-01 and L01-01, Mar. 5, 2003.  
 Mor/Ryde, The Mor/ryde Steer and Drive Axle Suspension Systems, Mar. 7, 2008.  
 Wikipedia-File:Tie Plates.jpg. [http://en.wikipedia.org/wiki/File:Tie\\_plates.jpg](http://en.wikipedia.org/wiki/File:Tie_plates.jpg) Downloaded from the World Wide Web Jul. 28, 2009.  
 Wikipedia-Tie plate.[http://en.wikipedia.org/wiki/Tie\\_plate](http://en.wikipedia.org/wiki/Tie_plate). Downloaded from the World Wide Web on Jul. 28, 2009.  
 Hendrickson USA, L.L.C., Technical Procedure HUV 270t Heavy-duty Rubber Suspension, Subject: Service Instructions, Lit. No. 17730-269, Revision C, Feb. 2010.  
 Hendrickson USA, L.L.C., HUV Heavy-duty Rubber Suspension, Dec. 2009.  
 U.S. Appl. No. 12/045,069, filed Mar. 10, 2008.  
 U.S. Appl. No. 12/334,195, filed Dec. 12, 2008.  
 U.S. Appl. No. 12/545,828, filed Aug. 22, 2009.  
 U.S. Appl. No. 12/876,158, filed Sep. 5, 2010.  
 U.S. Appl. No. 29/315,182, filed Jun. 2, 2009.  
 U.S. Appl. No. 29/342,335, filed Aug. 22, 2009.  
 U.S. Appl. No. 29/344,282, filed Sep. 25, 2009.  
 U.S. Appl. No. 29/344,283, filed Sep. 25, 2009.  
 U.S. Appl. No. 29/344,284, filed Sep. 25, 2009.  
 U.S. Appl. No. 29/369,287, filed Sep. 5, 2010.  
 U.S. Appl. No. 29/369,288, filed Sep. 5, 2010.  
 U.S. Appl. No. 29/369,286, filed Sep. 5, 2010.  
 Hendrickson, Haulmaxx Heavy-Duty Suspension, Jan. 2009.  
 Hendrickson Mfg. Co., Tandem Division, Hendrickson Tandem Suspensions for GMC Trucks, Aug. 1979.  
 Hendrickson Mfg., Tandem Division, Wide spread equalizing beams, sales bulletin, May 1981.  
 Hendrickson Suspension, A Boler Company, Hendrickson HNT Series, Feb. 1992.  
 Hendrickson Suspension, HN Series Premium Rubber, Hendrickson introduces a completely new concept in Walking Beam Suspension, Jun. 1993.

Hendrickson Suspension, RS Series rubber load cushion, Jul. 1991.  
 Hendrickson Technical Brochure for "Bus Air Ride Suspensions" H621 Oct. 1998.  
 Hendrickson Technical Brochure for "Non-Steerable Suspension Systems" H621 Dec. 2003.  
 Hendrickson Truck Suspension Systems, A Boler Company, Sales engineering update, Subject: HN-402/462 Auxiliary Spring Assembly, Aug. 1998.  
 Hendrickson Truck Suspension Systems, A Boler Company, Sales engineering update, Subject: Equalizer Beam, Aug. 1999.  
 Hendrickson Truck Suspension Systems, A Boler Company, HN Series VariRate Spring System, May 1997.  
 Hendrickson Truck Suspension Systems, A Boler Company, R Series Solid Mount, Jul. 1999.  
 Hendrickson Truck Suspension Systems, A Boler Company, Technical Publication RS-340 thru 520, Subject: Springing: Frame Hangers, Load Cushions and Saddle Assembly, Jul. 1993.  
 Hendrickson Truck Suspension Systems, A Boler Company, Technical Publication HN Series Truck & Trailer Suspension No: 17730-198, Mar. 1993.  
 Hendrickson Truck Suspension Systems, A Boler Company, Technical Publication HN 402 Series, Subject: Service Instructions, Aug. 1996.  
 Hendrickson Truck Suspension Systems, A Boler Company, Technical Publication HN 402/462 Series, Subject: Service Instructions, Aug. 1998.  
 Hendrickson, Technical Procedure R/RS/RT Heavy Duty, Subject: 650K/850K/1000K Pound Capacity Beam End Connection Tightening Torque Procedure, Jul. 2006.  
 Hendrickson, A Boler Company, Hendrickson Frame Hanger Selection Guide, May 1990.  
 Hendrickson, A Boler Company, Hendrickson RS Series, Single Axle Suspension, Sep. 1995.  
 Hendrickson, A Boler Company, HN Series Technical Sales Publication, Jun. 1997.  
 Hendrickson, Assembly Instructions Haulmaax, Subject: Outboard Frame Bracket for Paccar Vehicles Built after May 1, 2005 through Aug. 31, 2006, Oct. 2006.  
 Hendrickson, Assembly Instructions Haulmaax, Subject: Tie-bar Bolster Spring Kit Nos. 64179-037, Jun. 2006.  
 Hendrickson, HN FR Series Suspension 42-58 K Fire/Rescue Feb. 2009.  
 Hendrickson, Parts List HN 402/462, Sep. 1997.  
 Hendrickson, Parts List HN Series, Dec. 2004.  
 Hendrickson, Parts List RS Series, Apr. 2008.  
 Hendrickson, RS Series Rubber Load Cushion, Only Hendrickson makes choosing a heavy-duty suspension this easy, Jun. 1993.  
 Hendrickson, Technical Bulletin HN 402/462/522, Subject: Auxiliary Spring Shim Design, Jun. 2006.  
 Hendrickson, Technical Bulletin R, RS, RT/RTE 46K Capacity, Subject: 46K Heavy-Duty Beam Option, Dec. 2004.  
 Hendrickson, Technical Procedure Haulmaax, Subject: Service Instructions, May 2002.  
 Hendrickson, Technical Procedure Haulmaax, Subject: Service Instructions, Dec. 2007.  
 Hendrickson, Technical Procedure HN/HNT-400/460 Truck & Trailer Suspension in Production Nov. 1988-Sep. 1996, Apr. 1998.  
 Hendrickson, Technical Procedure, R/RS Heavy Duty, Subject: 85K/100K/120K lbs Capacity Tightening Torque for Torque Rod and Saddle Assembly Fasteners, Oct. 2008.  
 Hendrickson, The Boler Company, RS Frame Hanger, Dec. 1997.  
 Jorn, Technology in Rubber—Metal, Sep. 29, 2008.  
 Mor/Ryde, A rubber spring . . . heart of the Mor/ryde system, Aug. 1973.  
 Mor/Ryde, Commercial Trailer Suspension, Jun. 1973.  
 Mor/Ryde, RL Rubber Leaf Suspension System, Owner's Manual, Mar. 12, 2003.  
 U.S. Appl. No. 29/396,890, filed Jul. 8, 2011.  
 U.S. Appl. No. 29/396,892, filed Jul. 8, 2011.  
 U.S. Appl. No. 29/396,893, filed Jul. 8, 2011.  
 U.S. Appl. No. 13/178,773, filed Jul. 8, 2011.

MOR/RyDE, Company Profile, downloaded from the World Wide Web at <http://www.morrydede.com/php/about/profile/php> on Feb. 28, 2008.

Kenworth Truck Company, Haulmaxx, May 14, 2009.

Paul Macioce, Rouch Industries, Inc., Viscoelastic Damping 101, Sep. 9, 2002.

“Progressive Springs—Linear Springs,” downloaded from the World Wide Web at <http://www.scoobytuner.com/tuning/?tSfID1=1X6&tuningID=21> on Nov. 11, 2009.

“PT-Tuning,” downloaded from the World Wide Web at <http://autorepairabout.com/library/glossary/bldef-227.htm?p=1> on Nov. 11, 2009.

“Hydropneumatic Suspension”—Wikipedia, the free encyclopedia, downloaded from the World Wide Web at [http://en.wikipedia.org/wiki/hydropneumatic\\_suspension](http://en.wikipedia.org/wiki/hydropneumatic_suspension) on Nov. 11, 2009.

Hendrickson Suspension, Sales Engineering Update, Mar. 1993.

Hendrickson Truck Suspension Systems, a Boler Company, Sales engineering update, Subject: Model Designation and Discontinuation, Aug. 1999.

Hendrickson Truck Suspension Systems, a Boler Company, HN 402, Feb. 1996.

Hendrickson Truck Suspension Systems, a Boler Company, HN Series VariRate Spring System, Nov. 1997.

Hendrickson Truck Suspension Systems, a Boler Company, HN Series VariRate Spring System, Sep. 1998.

Hendrickson Truck Suspension Systems, a Boler Company, HN Series VariRate Spring System, Jul. 1999.

Hendrickson, Technical Procedure Haulmaax, Subject: Service Instructions, Jun. 2007.

Hendrickson, Technical Procedure Haulmaax, Subject: Pre-delivery Inspection and Preventive Maintenance, Apr. 2006.

Hendrickson, Technical Bulletin Haulmaax 460, Subject: Bolster Spring Assembly with Tie-bar, Jun. 2006.

Hendrickson, Technical Bulletin Haulmaax Series, Subject: Mandatory Shock Applications, Nov. 2004.

Hendrickson, Technical Bulletin Haulmaax, Subject: 54" Equalizing Beam Assembly, Oct. 2005.

Hendrickson, Technical Bulletin HN 402/462/522, Subject: Auxiliary Spring Shim Design, Oct. 2000.

Hendrickson, Technical Bulletin HN 402/462/522, Subject: Auxiliary Spring Shim Design, Dec. 2000.

Hendrickson Truck Suspension Systems, a Boler Company, RS Series Rubber Load Cushion, Dec. 1996.

Hendrickson Truck Suspension Systems, a Boler Company, RS Series Rubber Load Cushion, Apr. 1998.

Hendrickson Truck Suspension Systems, a Boler Company, RS Series Rubber Load Cushion, Jun. 1999.

Hendrickson, a Boler Company, RS Series Rubber Load Cushion Suspensions, Mar. 1996.

Hendrickson, a Boler Company, RS Series Rubber Load Cushion Suspensions, Jul. 1996.

Hendrickson, a Boler Company, RS Series Rubber Load Cushion, Mar. 1998.

Hendrickson, Assembly Instructions Haulmaax Saddle Assembly, Subject: Service Kit No. 57974-048, Dec. 2008.

Hendrickson USA, L.L.C., HUV, Lightweight Design, Premium Ride and Performance, Outstanding Durability, Nov. 2010.

Hendrickson, Assembly Instructions Haulmaax, Subject: Kit Nos. 64178-003 & 004, Feb. 2003.

Hendrickson, Haulmaax Heavy Duty Suspension, Dec. 2003.

Hendrickson, Haulmaax Heavy Duty Suspension, Jan. 2007.

Hendrickson, Haulmaax Heavy Duty Suspension, Mar. 2005.

Hendrickson, Haulmaax Heavy Duty Suspension, Mar. 2008.

Hendrickson, Haulmaax Heavy Duty Suspension, Oct. 2001.

Hendrickson, HN Series VariRate Spring System, Nov. 2000.

Hendrickson, HN Series VariRate Spring System, Nov. 2005.

Hendrickson, Parts List Haulmaax, Dec. 2007.

Hendrickson, Parts List Haulmaax, Jul. 2003.

Hendrickson, Parts List Haulmaax, Jul. 2006.

Hendrickson, Parts List Haulmaax, May 2002.

Hendrickson, Parts List RS Series, Nov. 2004.

Hendrickson, RS Series Rubber Load Cushion, Feb. 2000.

About.Com, Progressive Rate Spring, downloaded from the World Wide Web at <http://autorepair.about.com/library/glossary/bldef-277.htm> on Nov. 21, 2008.

Answers.com-tie plate. <http://www.answers.com/topic/tie-plate>. Downloaded from the World Wide Web on Jul. 28, 2009.

Elastomer, downloaded from the World Wide Web at <http://en.wikipedia.org/wiki/Elastomer> on Nov. 24, 2008.

European Patent Office, Communication Relating to the Results of the Partial International Search, PCT/US2009/036662, Mar. 2, 2010, 7 pages.

European Patent Office, International Search Report for International Application No. PCT/US2009/036662, Feb. 17, 2010, 8 pages.

European Patent Office, International Search Report for International application No. PCT/US2009/056575, Mar. 3, 2010, 3 pages.

European Patent Office, Written Opinion for International application No. PCT/US20091056575, Mar. 3, 2010, 6 pages.

European Patent Office, Written Opinion of the International Searching Authority for International Application No. PCT/US2009/036662, Feb. 17, 2010, 8 pages.

European Patent Office, International Preliminary Report on Patentability for International Application No. PCT/US2009/056575, Mar. 29, 2011, 15 pages.

Taiwan Search Report for TW Design Patent App. No. 100301032 dated Nov. 25, 2011, 2 pages.

Taiwan Search Report for TW Design Patent App. No. 100301033 dated Nov. 25, 2011, 5 pages.

Taiwan Search Report for TW Design Patent App. No. 100301028 dated Nov. 25, 2011, 2 pages.

International Search Report for PCT/US2011/049829 mailed Oct. 17, 2011, 4 pages.

\* cited by examiner

*Primary Examiner* — Michael Pratt

(74) *Attorney, Agent, or Firm* — McDonnell Boehnen Hulbert & Berghoff LLP

(57)

**CLAIM**

The ornamental design for a suspension assembly, as shown and described.

**DESCRIPTION**

FIG. 1 is a front elevational view of a suspension assembly having the inventive design;

FIG. 2 is a rear elevational view of the suspension assembly shown in FIG. 1;

FIG. 3 is a right side elevational view of the suspension assembly shown in FIG. 1;

FIG. 4 is a left side elevational view of the suspension assembly shown in FIG. 1;

FIG. 5 is a top view of the suspension assembly shown in FIG. 1;

FIG. 6 is a bottom view of the suspension assembly shown in FIG. 1;

FIG. 7 is a sectional view of the suspension assembly shown in FIG. 1, taken along line 7-7 in FIG. 1;

FIG. 8 is a sectional view of the suspension assembly shown in FIG. 1, taken along line 8-8 in FIG. 1;

FIG. 9 is a sectional view of the suspension assembly shown in FIG. 1, taken along line 9-9 in FIG. 1;

FIG. 10 is a sectional view of the suspension assembly shown in FIG. 1, taken along line 10-10 in FIG. 1;

FIG. 11 is a sectional view of the suspension assembly shown in FIG. 1, taken along line 11-11 in FIG. 1;

FIG. 12 is a sectional view of the suspension assembly shown in FIG. 1, taken along line 12-12 in FIG. 1;

FIG. 13 is a sectional view of the suspension assembly shown in FIG. 1, taken along line 13-13 in FIG. 1;

FIG. 14 is a sectional view of the suspension assembly shown in FIG. 1, taken along line 14-14 in FIG. 1;  
 FIG. 15 is a sectional view of the suspension assembly shown in FIG. 1, taken along line 15-15 in FIG. 3;  
 FIG. 16 is a sectional view of the suspension assembly shown in FIG. 1, taken along line 16-16 in FIG. 3;  
 FIG. 17 is a front, top and left side perspective view of the suspension assembly shown in FIG. 1;  
 FIG. 18 is a front and top perspective view of the suspension assembly shown in FIG. 1;  
 FIG. 19 is a front, bottom and left side perspective view of the suspension assembly shown in FIG. 1;  
 FIG. 20 is a front, top and right side perspective view of the suspension assembly shown in FIG. 1;  
 FIG. 21 is a front, bottom and right side perspective view of the suspension assembly shown in FIG. 1;  
 FIG. 22 is a sectional view of the suspension assembly shown in FIG. 1, taken along line 22-22 in FIG. 1;  
 FIG. 23 is a sectional view of the suspension assembly shown in FIG. 1, taken along line 23-23 in FIG. 1;  
 FIG. 24 is a sectional view of the suspension assembly shown in FIG. 1, taken along line 24-24 in FIG. 1;  
 FIG. 25 is a sectional view of the suspension assembly shown in FIG. 1, taken along line 25-25 in FIG. 1;  
 FIG. 26 is a sectional view of the suspension assembly shown in FIG. 1, taken along line 26-26 in FIG. 1;  
 FIG. 27 is a rear and bottom perspective view of the suspension assembly shown in FIG. 1;  
 FIG. 28 is a rear, top and left side perspective view of the suspension assembly shown in FIG. 1;  
 FIG. 29 is a rear, top and right side perspective view of the suspension assembly shown in FIG. 1;  
 FIG. 30 is a front elevational view of a second embodiment of a suspension assembly having the inventive design;  
 FIG. 31 is a rear elevational view of the suspension assembly shown in FIG. 30;  
 FIG. 32 is a right side elevational view of the suspension assembly shown in FIG. 30;  
 FIG. 33 is a left side elevational view of the suspension assembly shown in FIG. 30;  
 FIG. 34 is a top view of the suspension assembly shown in FIG. 30;  
 FIG. 35 is a bottom view of the suspension assembly shown in FIG. 30;  
 FIG. 36 is a sectional view of the suspension assembly shown in FIG. 30, taken along line 36-36 in FIG. 30;  
 FIG. 37 is a sectional view of the suspension assembly shown in FIG. 30, taken along line 37-37 in FIG. 30;

FIG. 38 is a sectional view of the suspension assembly shown in FIG. 30, taken along line 38-38 in FIG. 30;  
 FIG. 39 is a sectional view of the suspension assembly shown in FIG. 30, taken along line 39-39 in FIG. 30;  
 FIG. 40 is a sectional view of the suspension assembly shown in FIG. 30, taken along line 40-40 in FIG. 30;  
 FIG. 41 is a sectional view of the suspension assembly shown in FIG. 30, taken along line 41-41 in FIG. 30;  
 FIG. 42 is a sectional view of the suspension assembly shown in FIG. 30, taken along line 42-42 in FIG. 30;  
 FIG. 43 is a sectional view of the suspension assembly shown in FIG. 30, taken along line 43-43 in FIG. 30;  
 FIG. 44 is a sectional view of the suspension assembly shown in FIG. 30, taken along line 44-44 in FIG. 32;  
 FIG. 45 is a sectional view of the suspension assembly shown in FIG. 30, taken along line 45-45 in FIG. 32;  
 FIG. 46 is a sectional view of the suspension assembly shown in FIG. 30, taken along line 46-46 in FIG. 30;  
 FIG. 47 is a sectional view of the suspension assembly shown in FIG. 30, taken along line 47-47 in FIG. 30;  
 FIG. 48 is a sectional view of the suspension assembly shown in FIG. 30, taken along line 48-48 in FIG. 30;  
 FIG. 49 is a sectional view of the suspension assembly shown in FIG. 30, taken along line 49-49 in FIG. 30;  
 FIG. 50 is a sectional view of the suspension assembly shown in FIG. 30, taken along line 50-50 in FIG. 30;  
 FIG. 51 is a sectional view of the suspension assembly shown in FIG. 30, taken along line 51-51 in FIG. 30;  
 FIG. 52 is a sectional view of the suspension assembly shown in FIG. 30, taken along line 52-52 in FIG. 30;  
 FIG. 53 is a front, top and left side perspective view of the suspension assembly shown in FIG. 30;  
 FIG. 54 is a front and top perspective view of the suspension assembly shown in FIG. 30;  
 FIG. 55 is a front, bottom and left side perspective view of the suspension assembly shown in FIG. 30;  
 FIG. 56 is a front, top and right side perspective view of the suspension assembly shown in FIG. 30;  
 FIG. 57 is a front, bottom and right side perspective view of the suspension assembly shown in FIG. 30;  
 FIG. 58 is a rear and bottom perspective view of the suspension assembly shown in FIG. 30;  
 FIG. 59 is a rear, top and left side perspective view of the suspension assembly shown in FIG. 30; and,  
 FIG. 60 is a rear, top and right side perspective view of the suspension assembly shown in FIG. 30.  
 The portions of the suspension assembly shown in broken lines form no part of the claimed design.

**1 Claim, 58 Drawing Sheets**

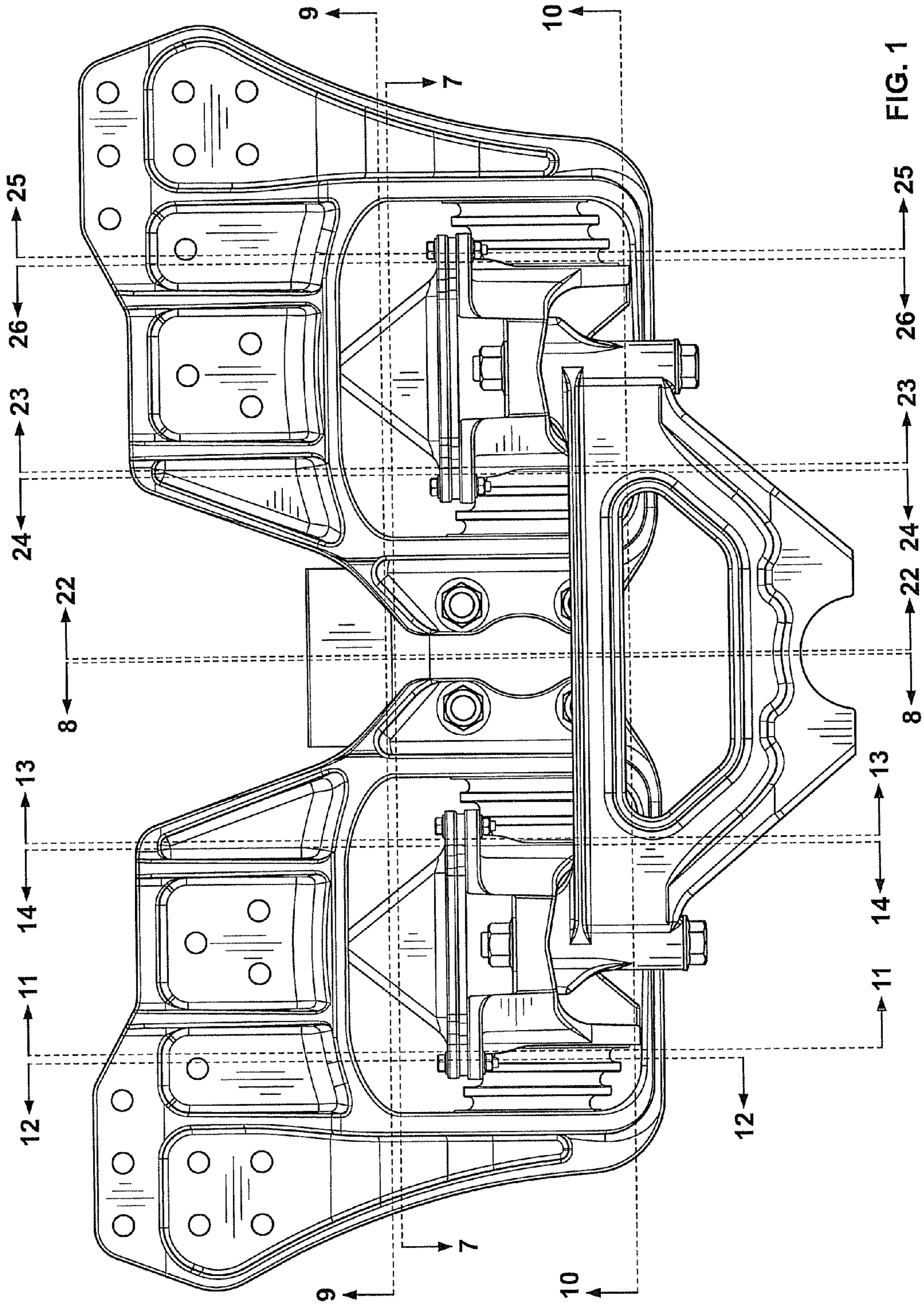


FIG. 1

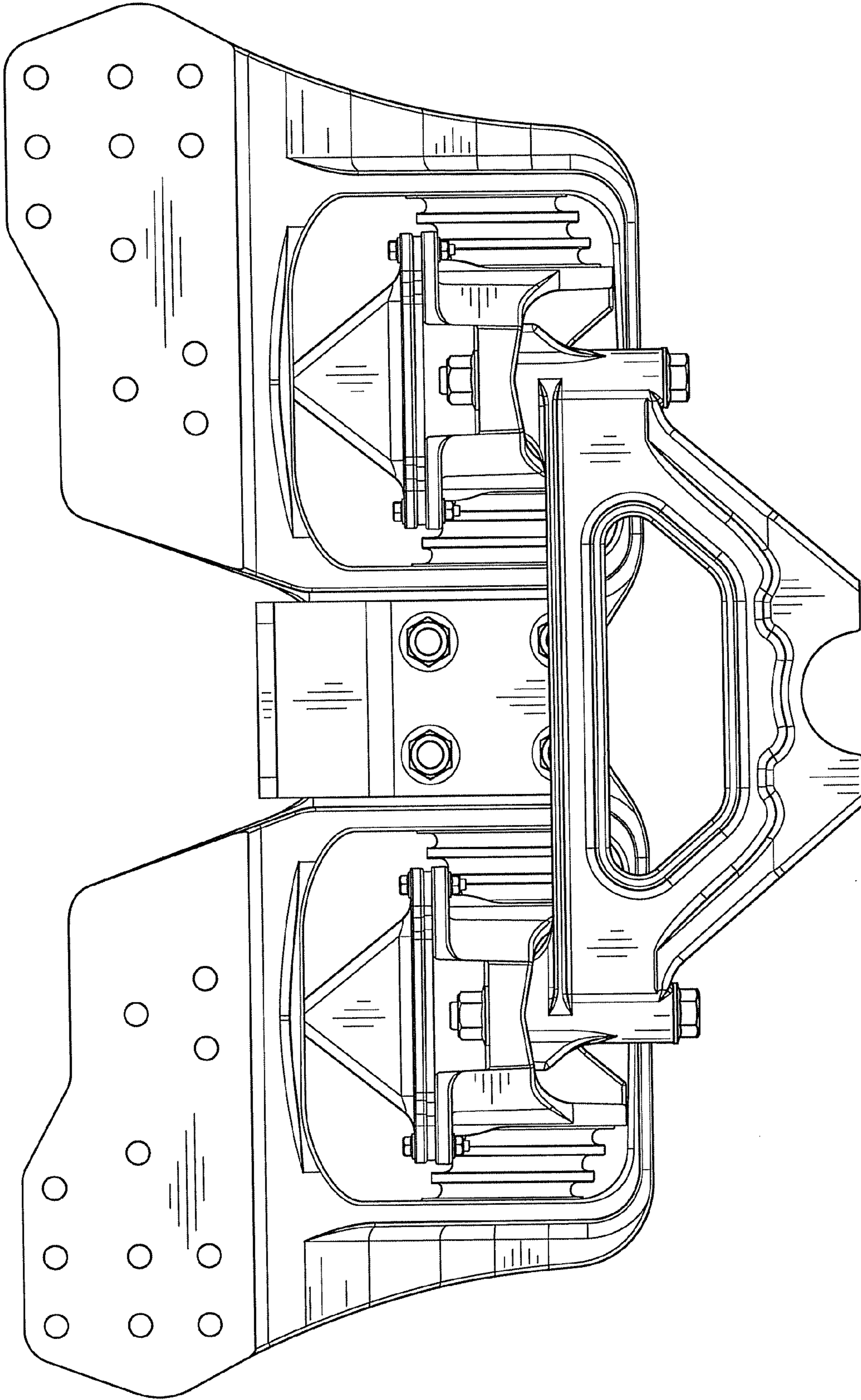


FIG. 2

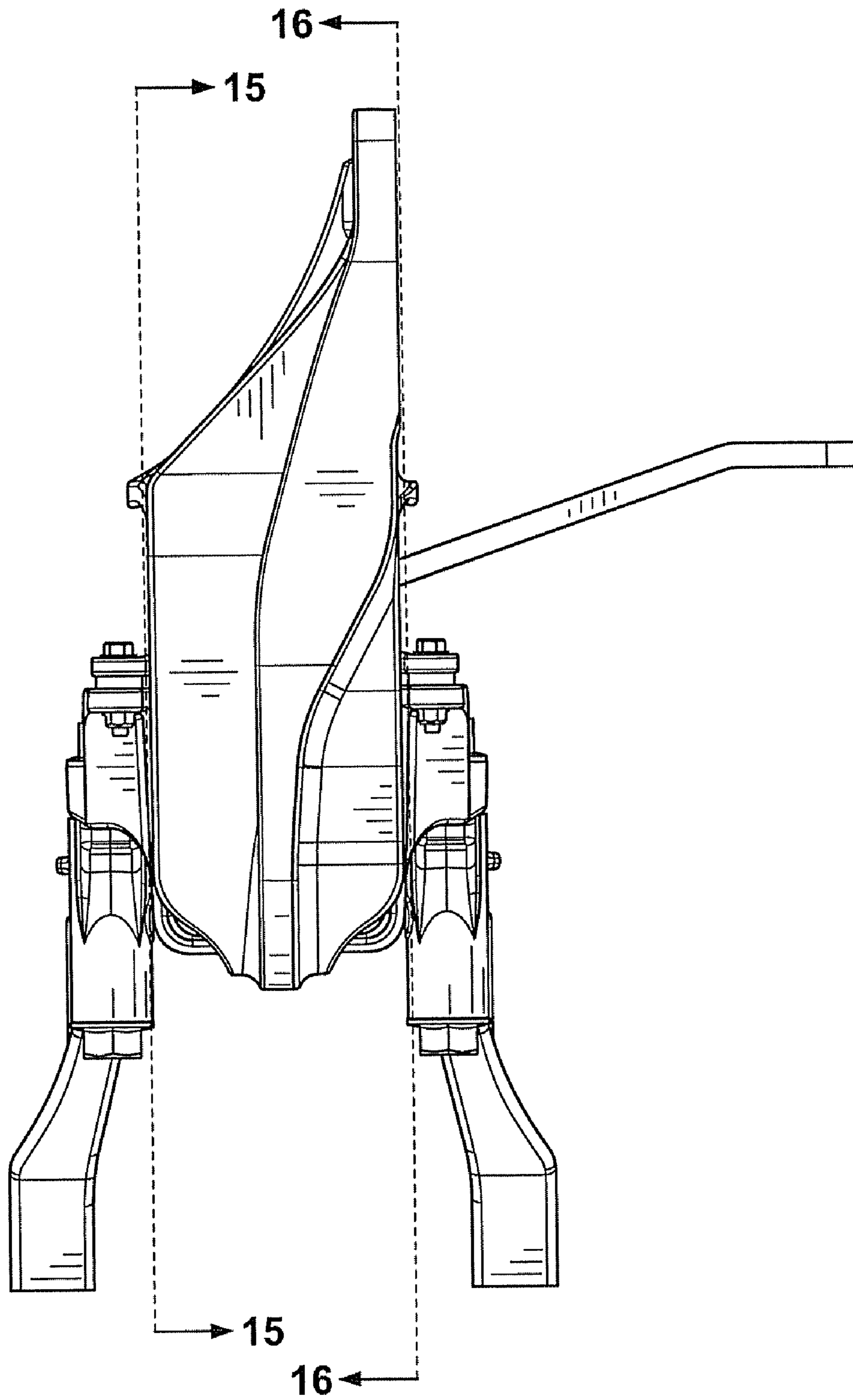


FIG. 3



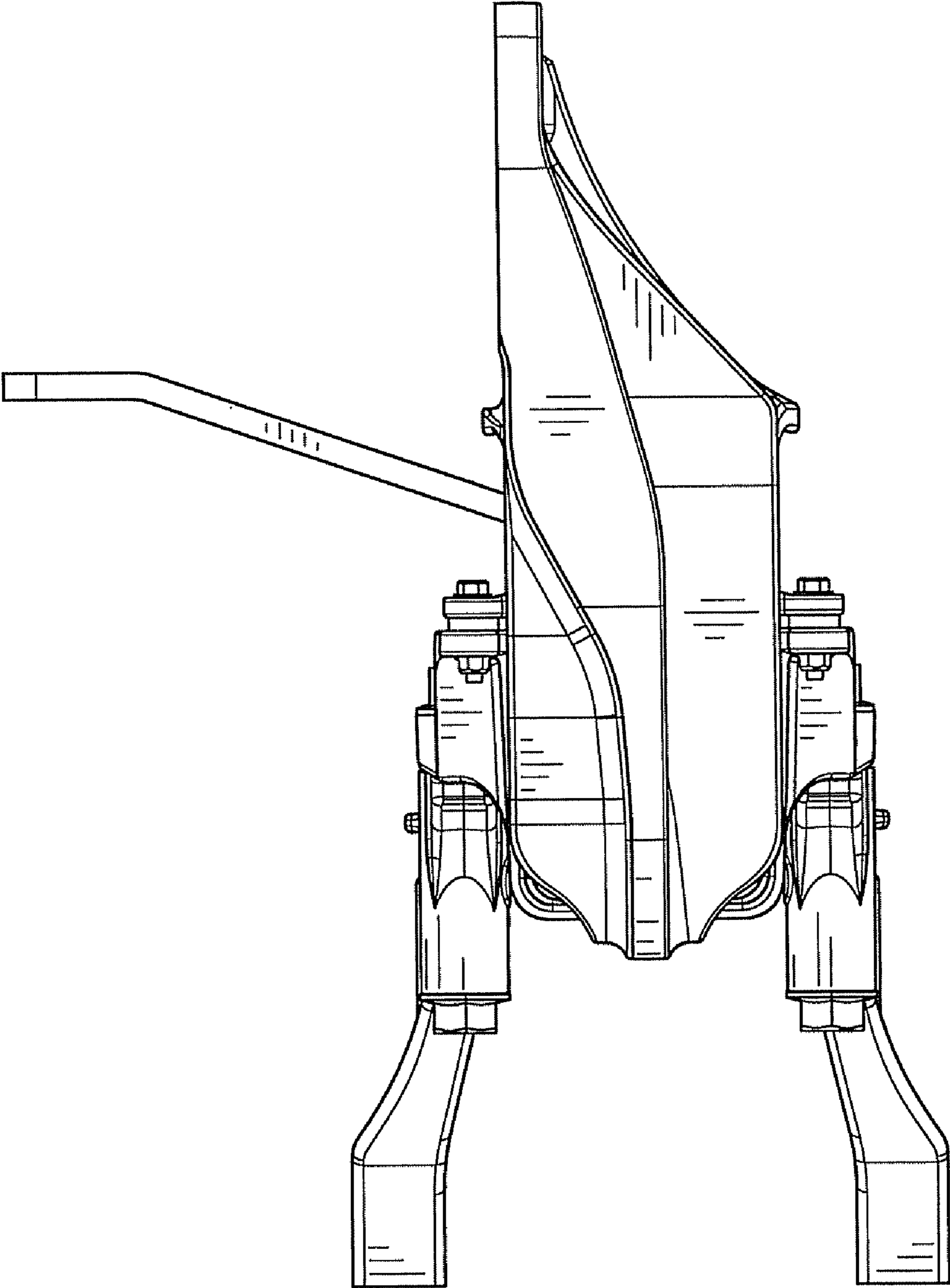


FIG. 4

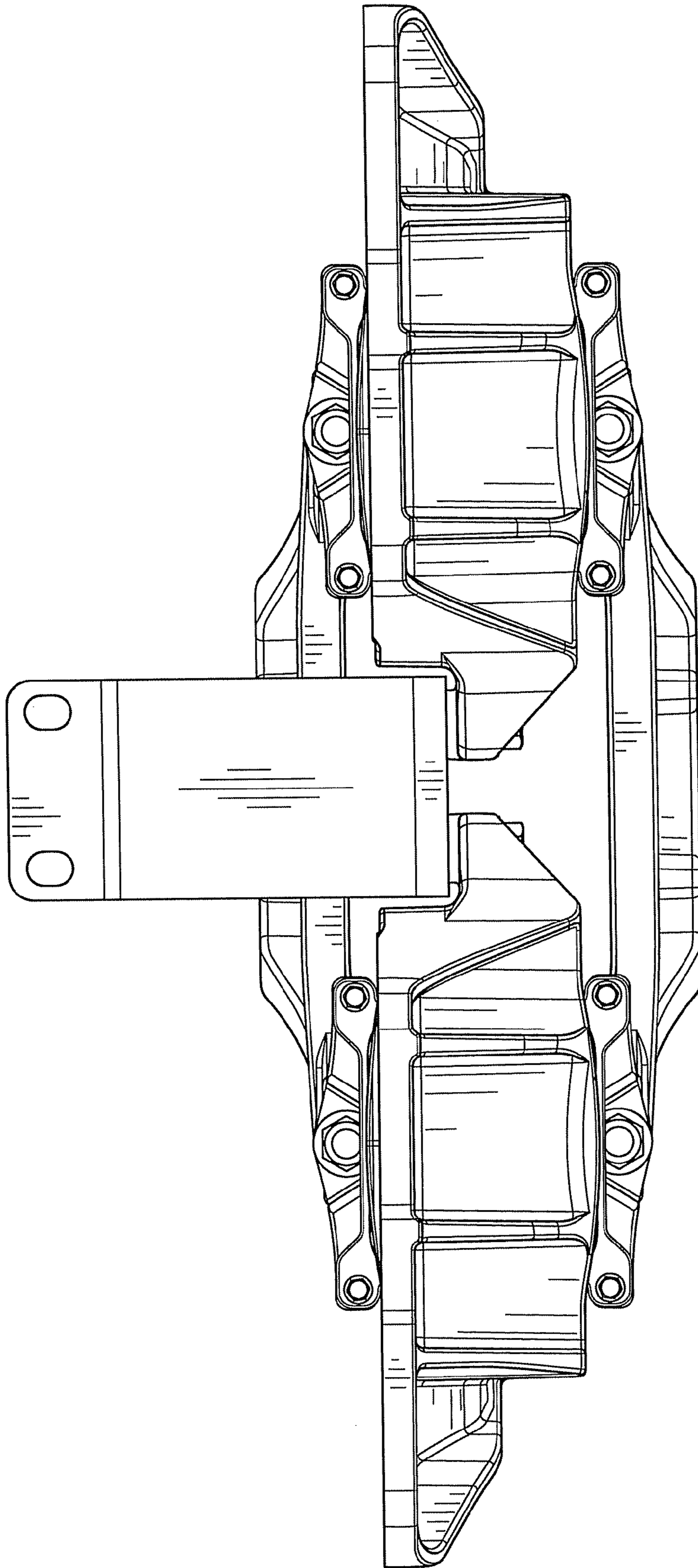


FIG. 5

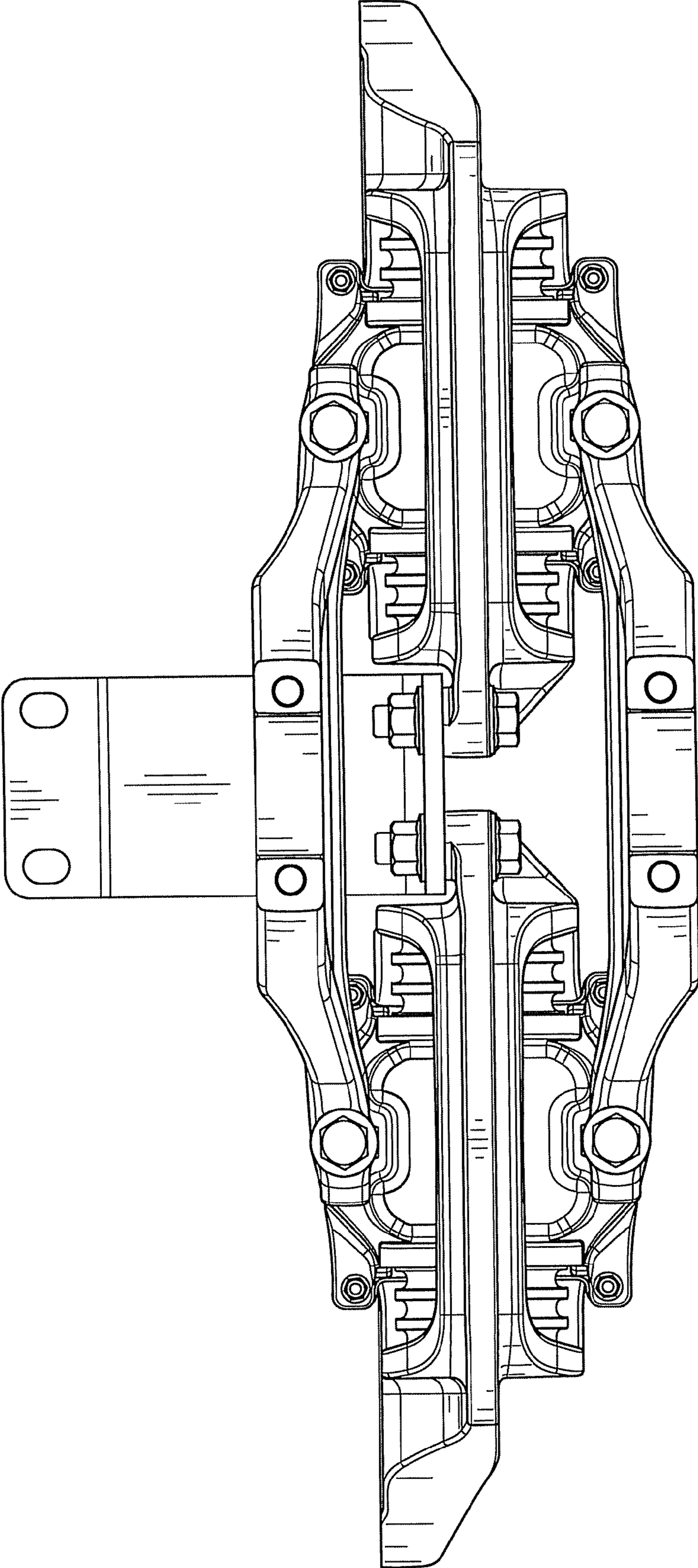


FIG. 6

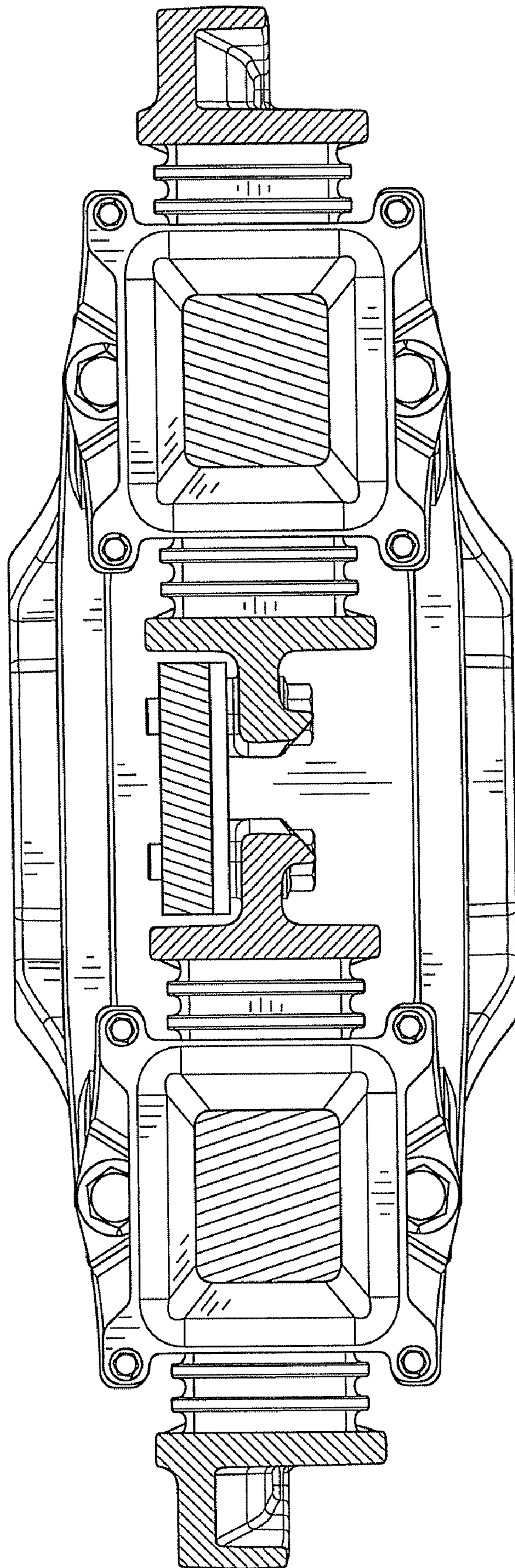


FIG. 7

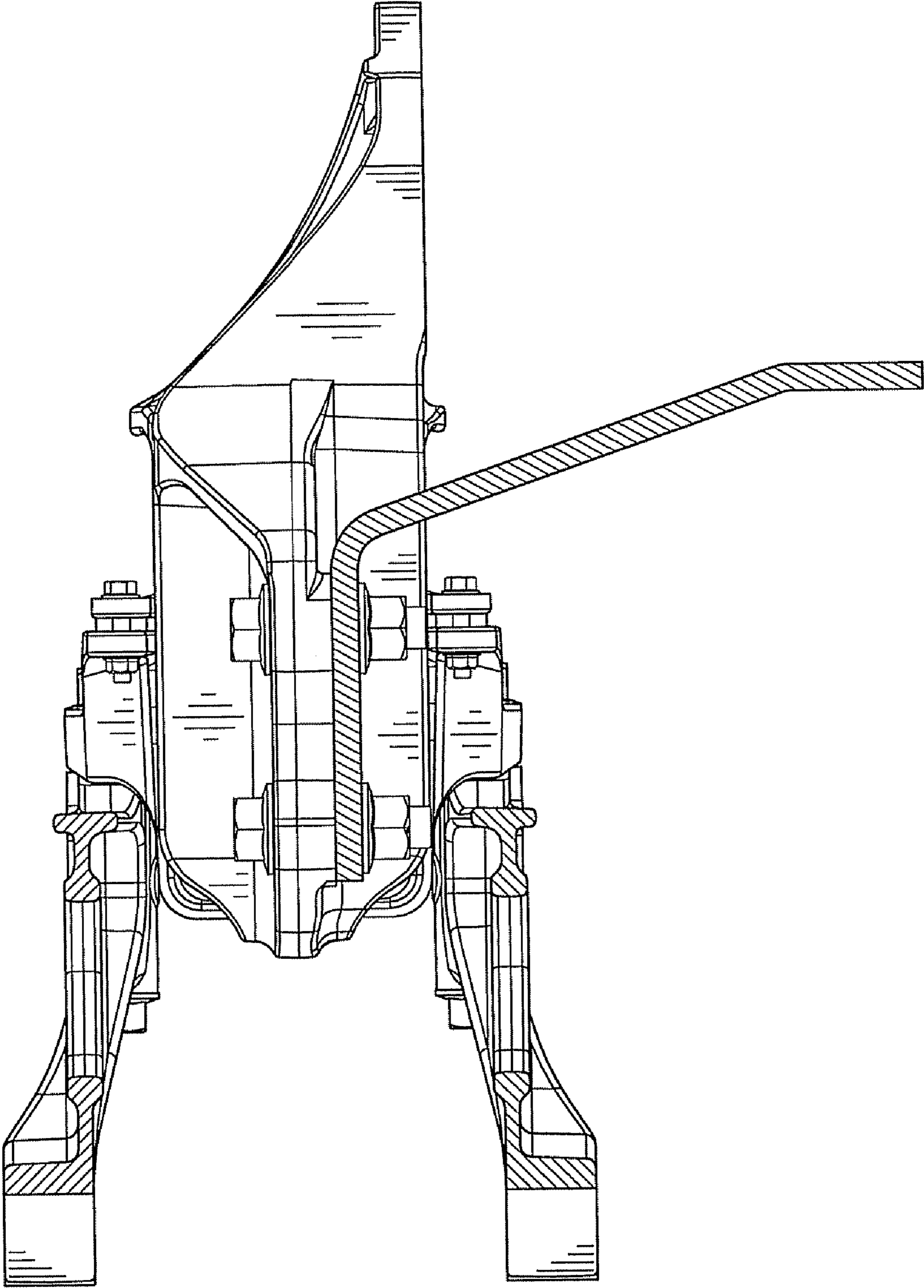


FIG. 8

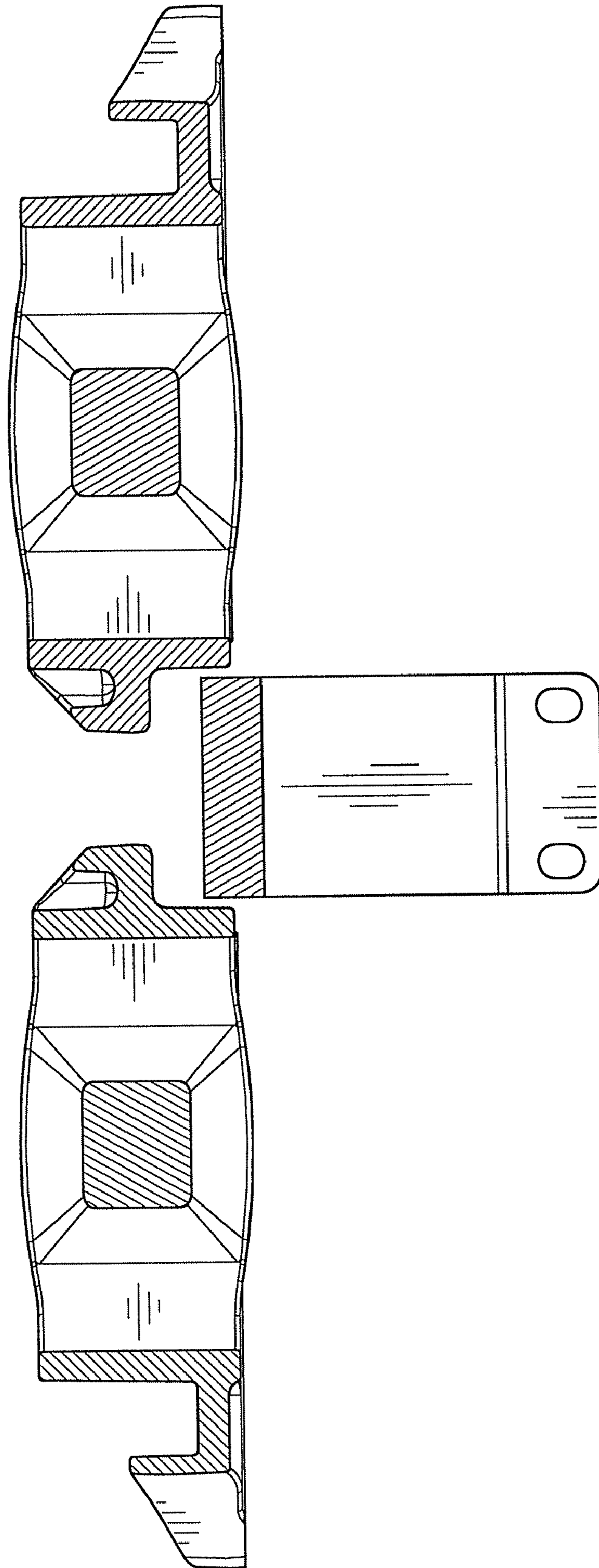


FIG. 9

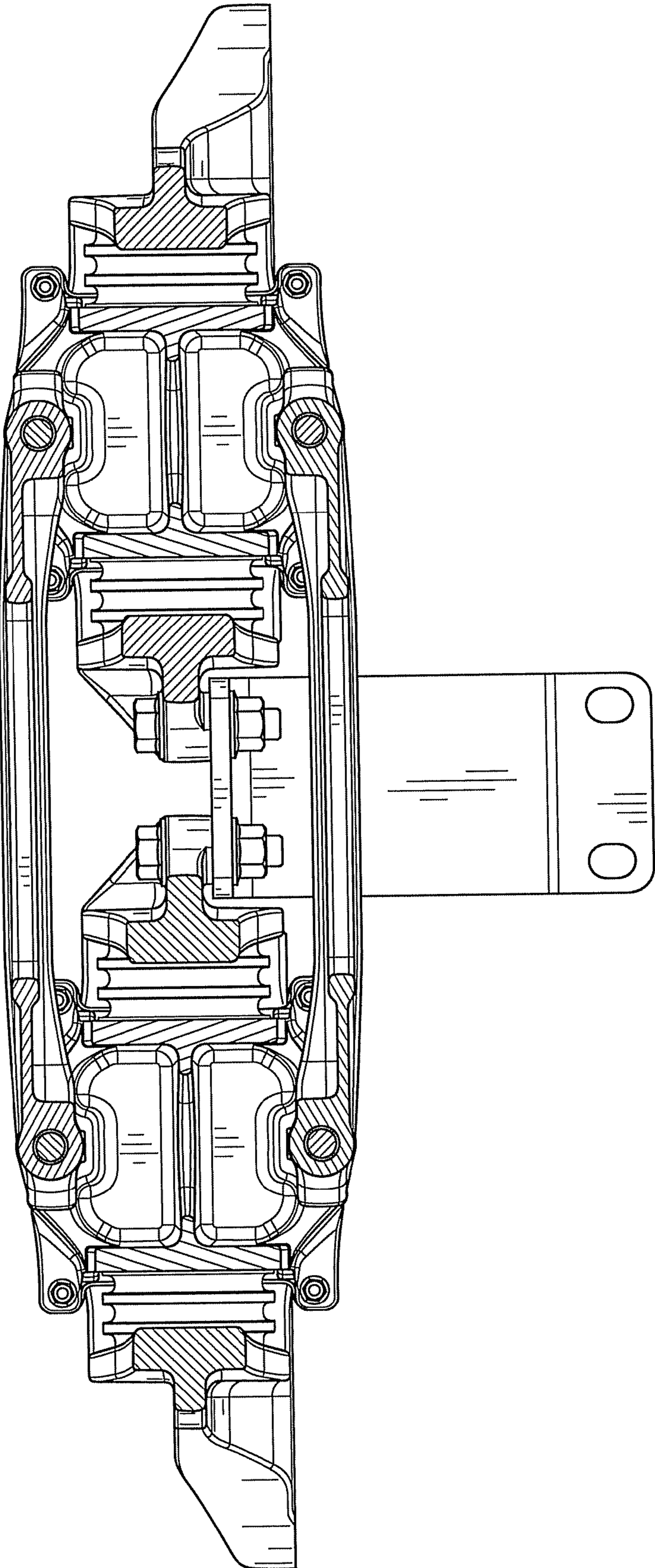


FIG. 10

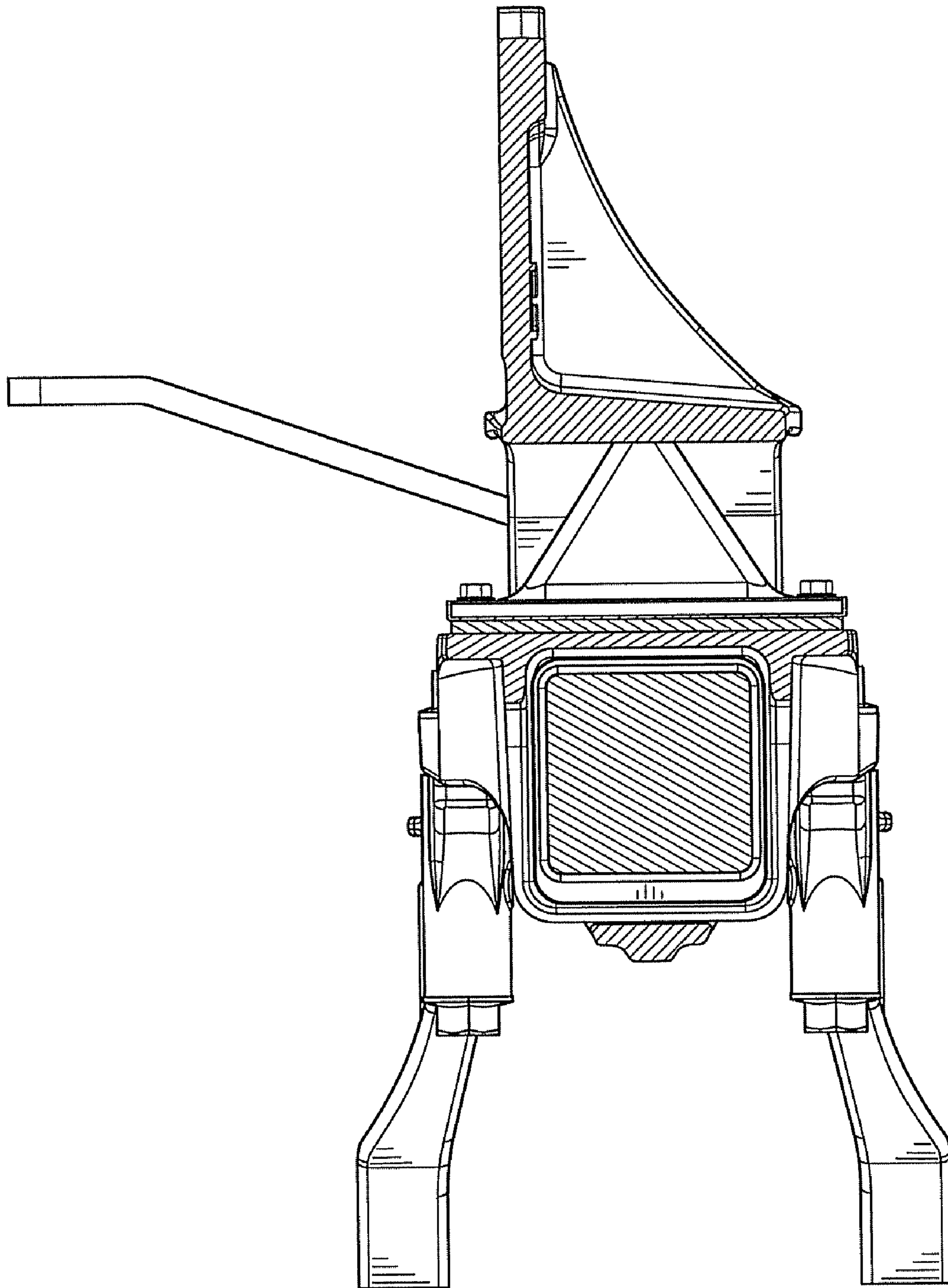


FIG. 11



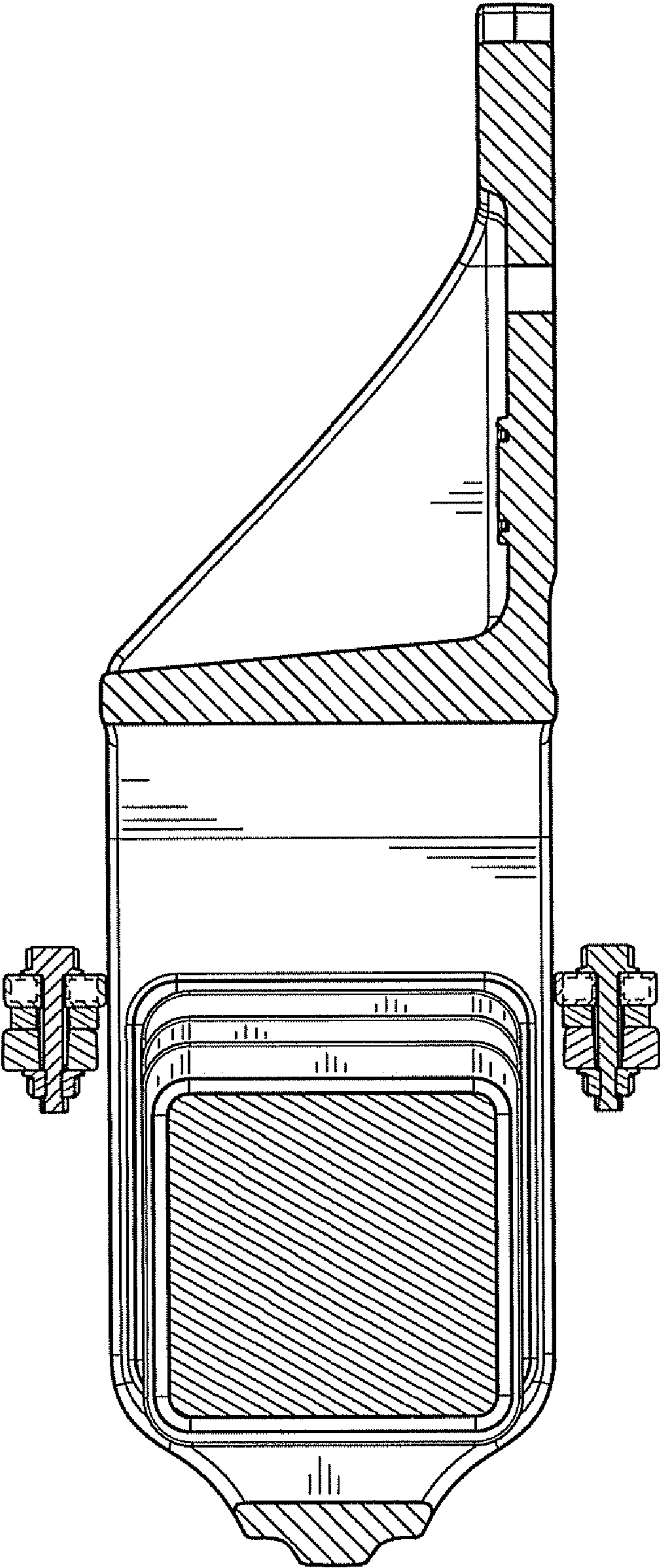


FIG. 12

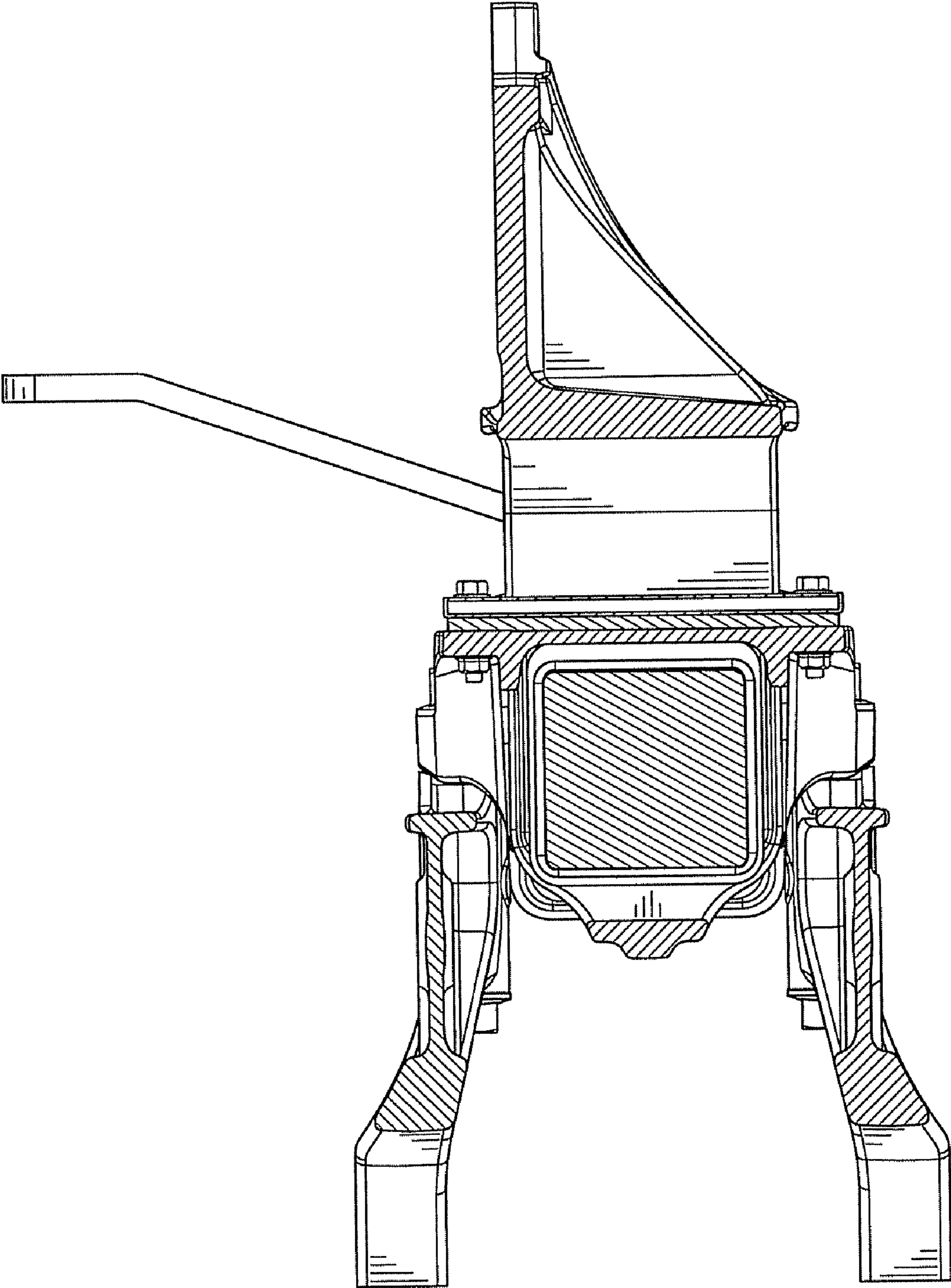


FIG. 13

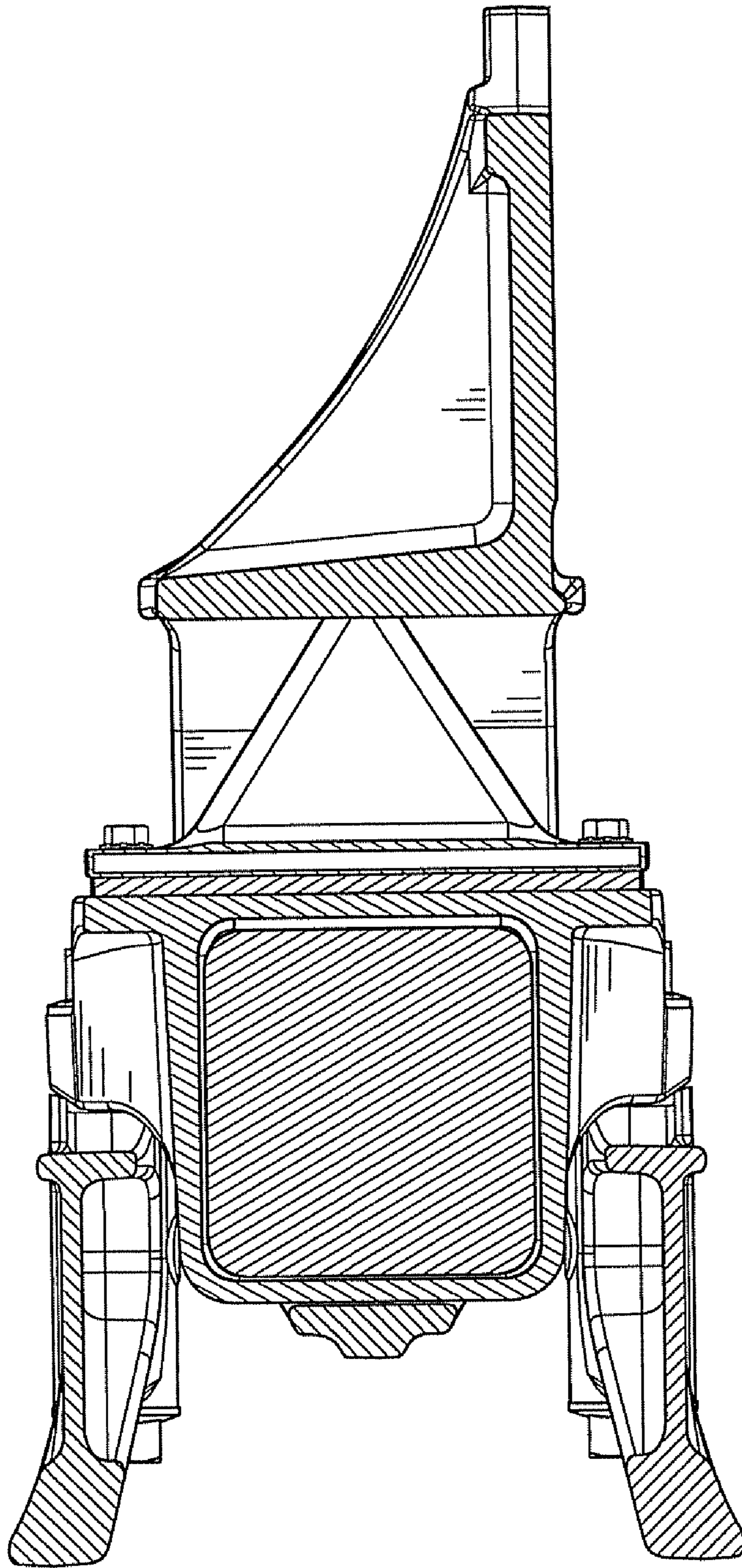


FIG. 14

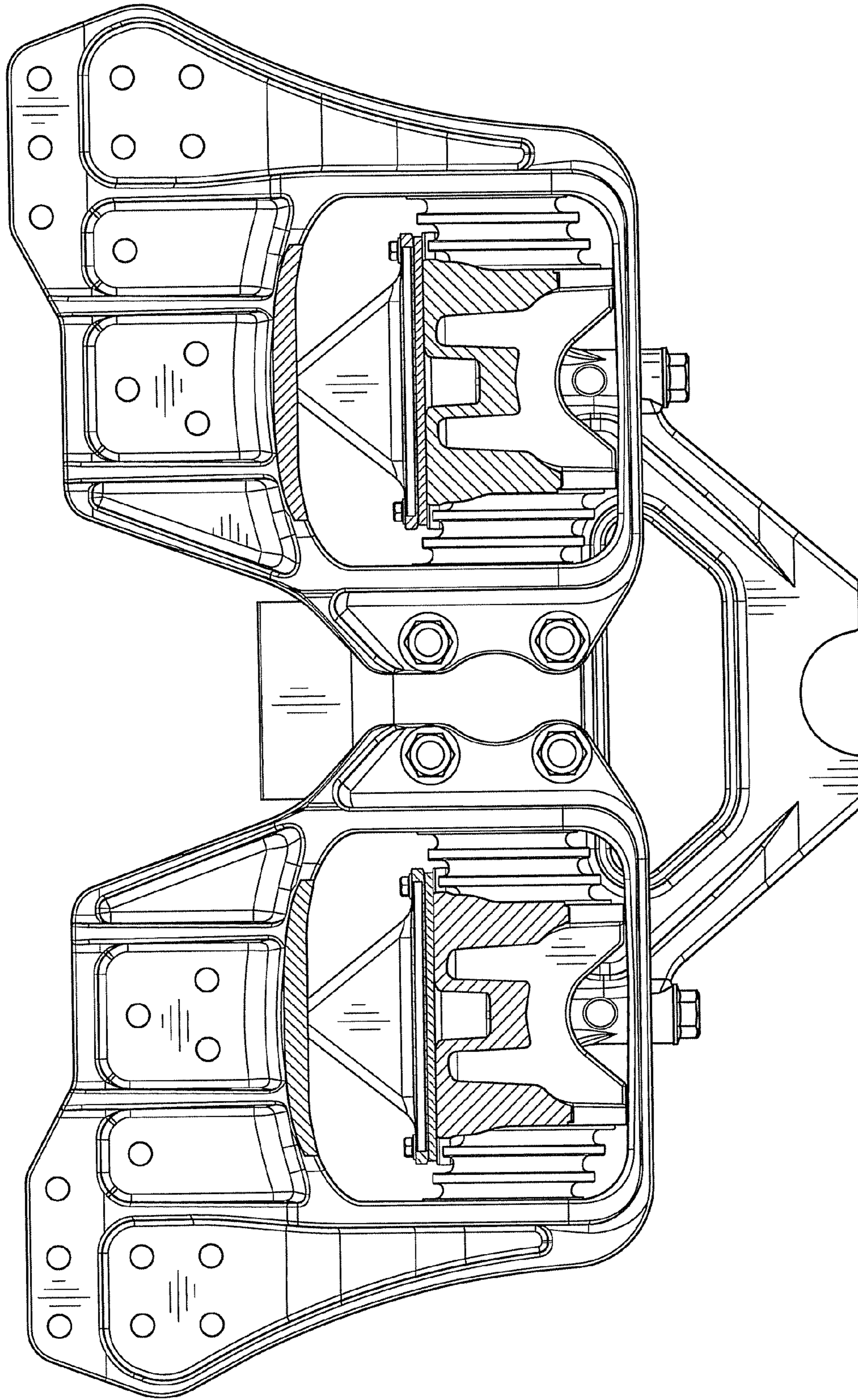


FIG. 15

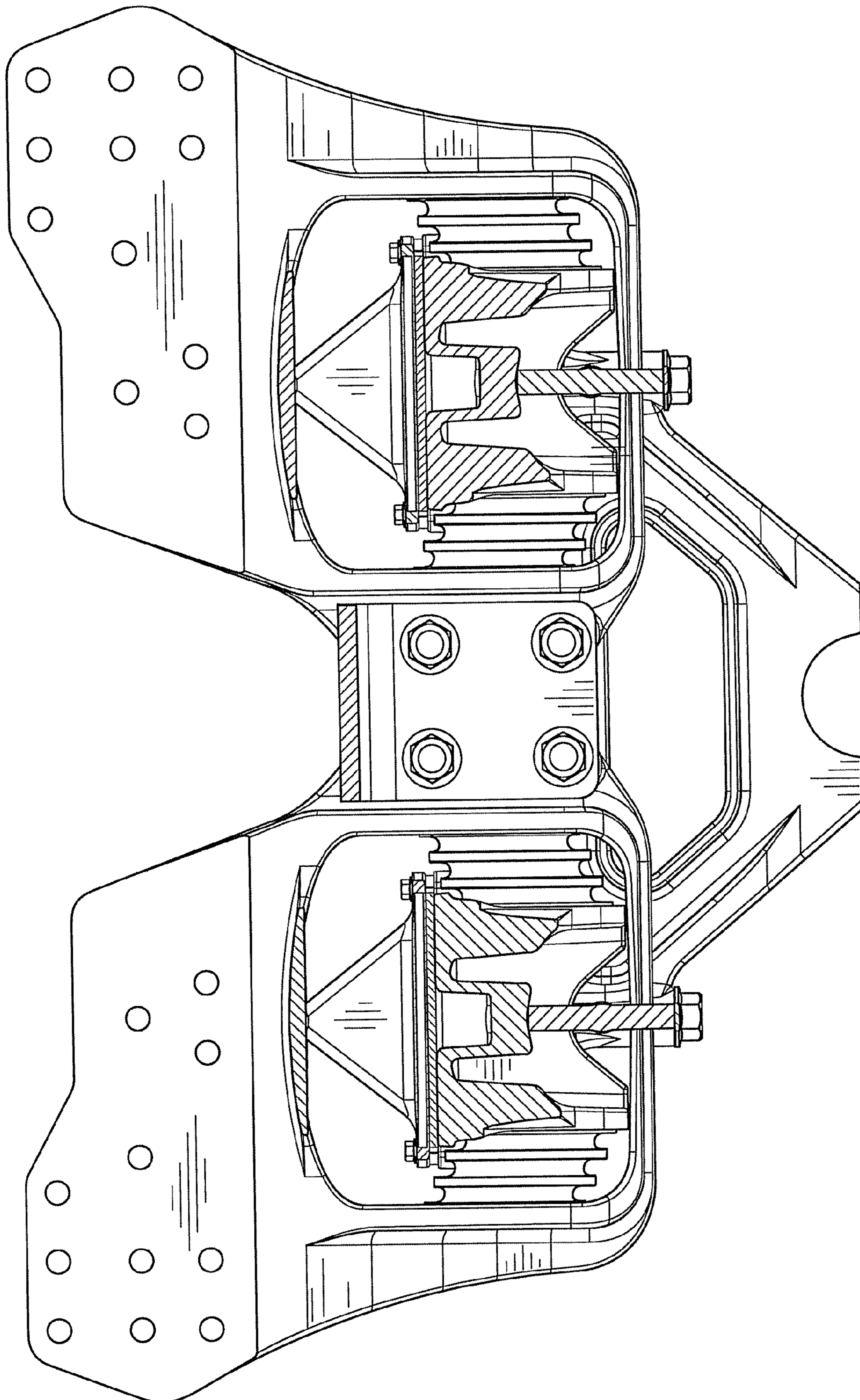


FIG. 16

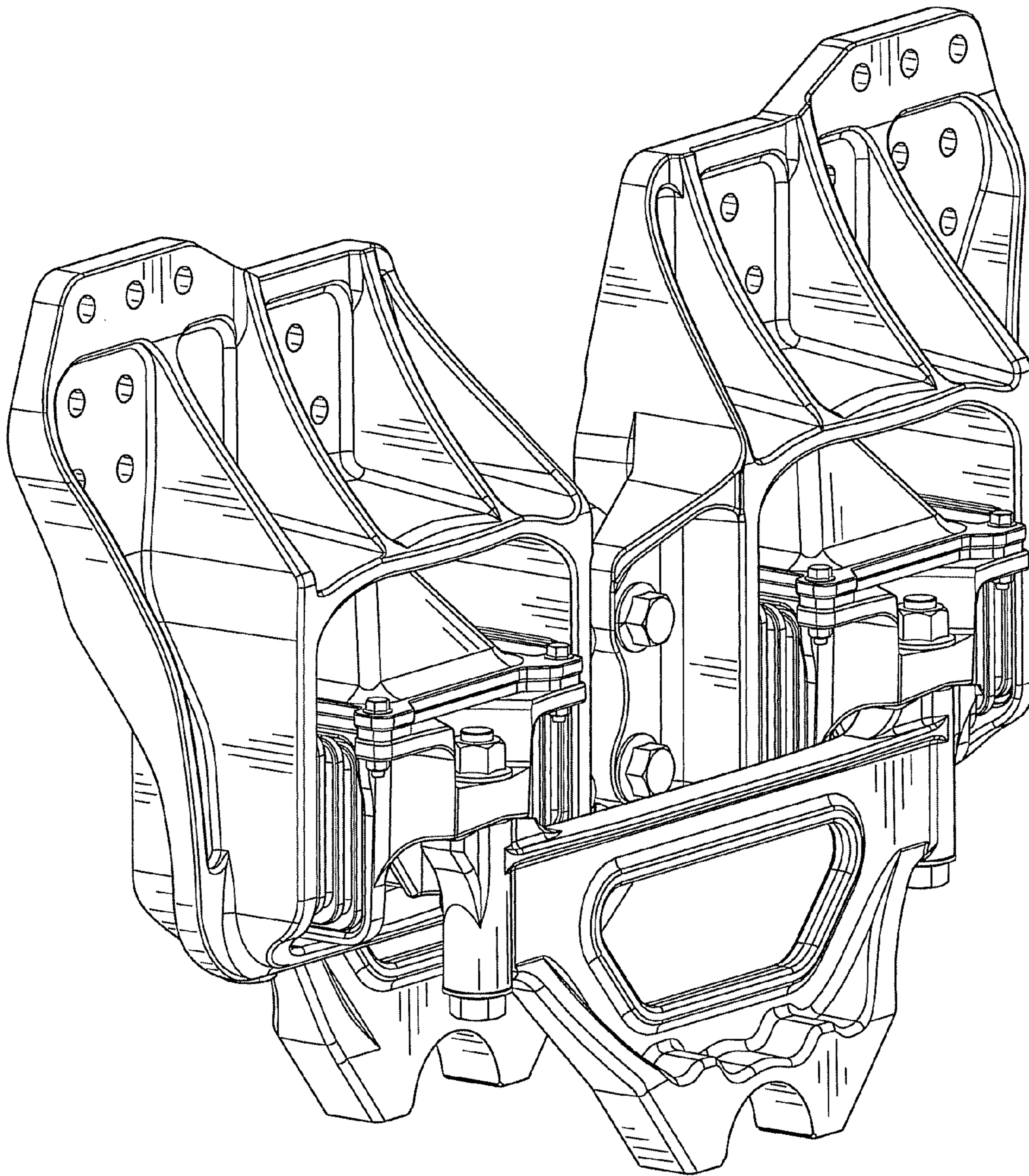


FIG. 17

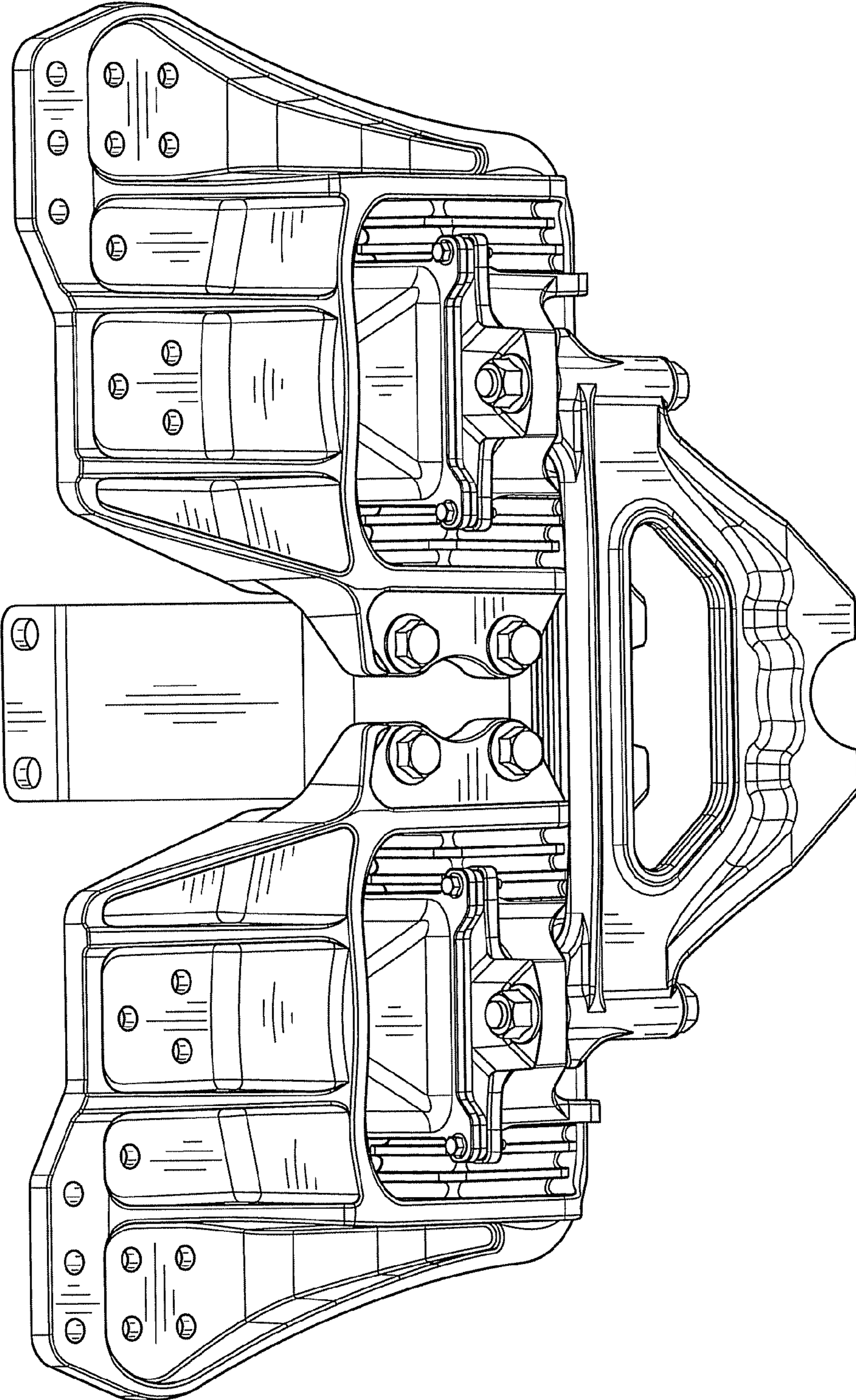


FIG. 18

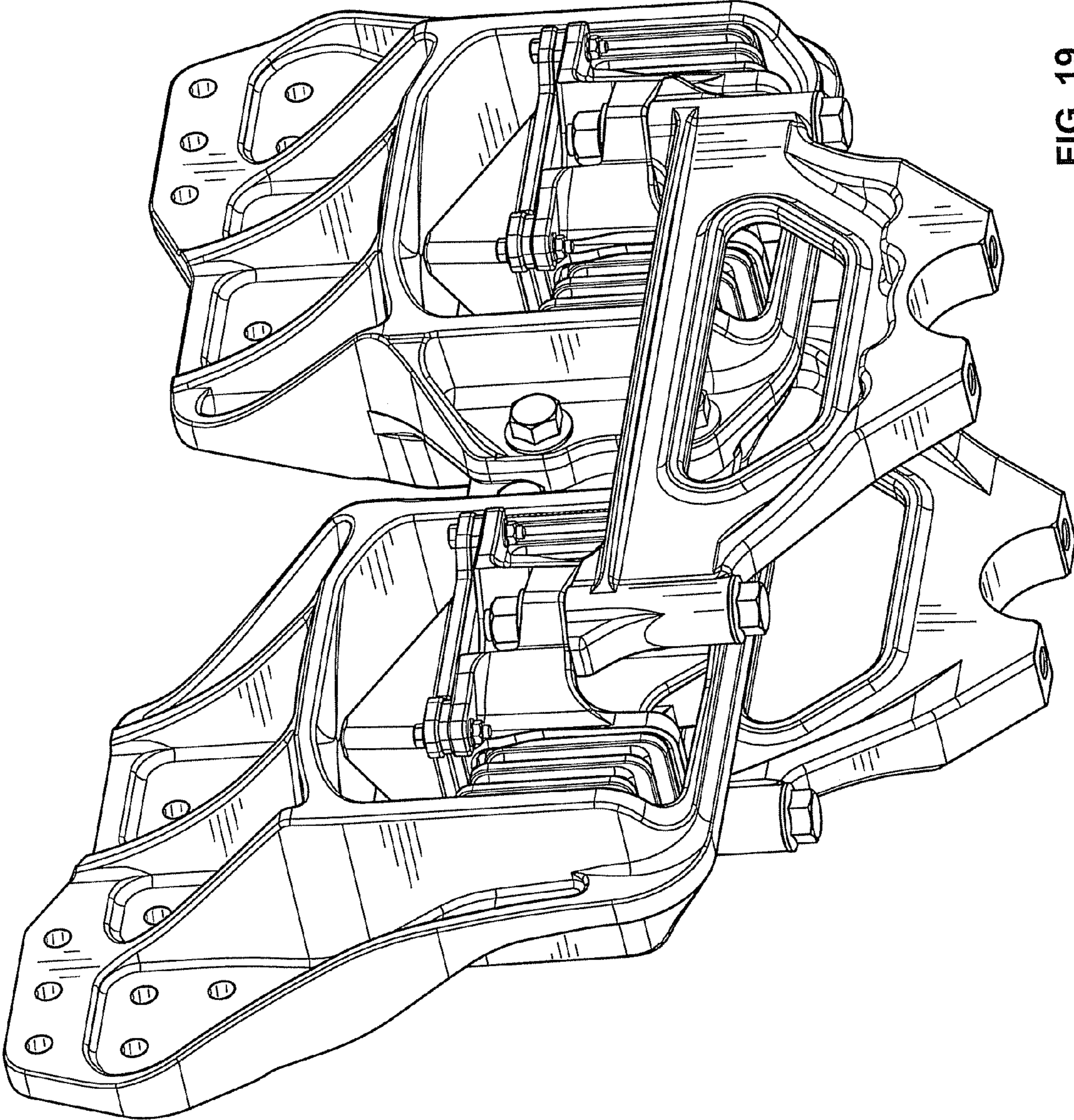


FIG. 19



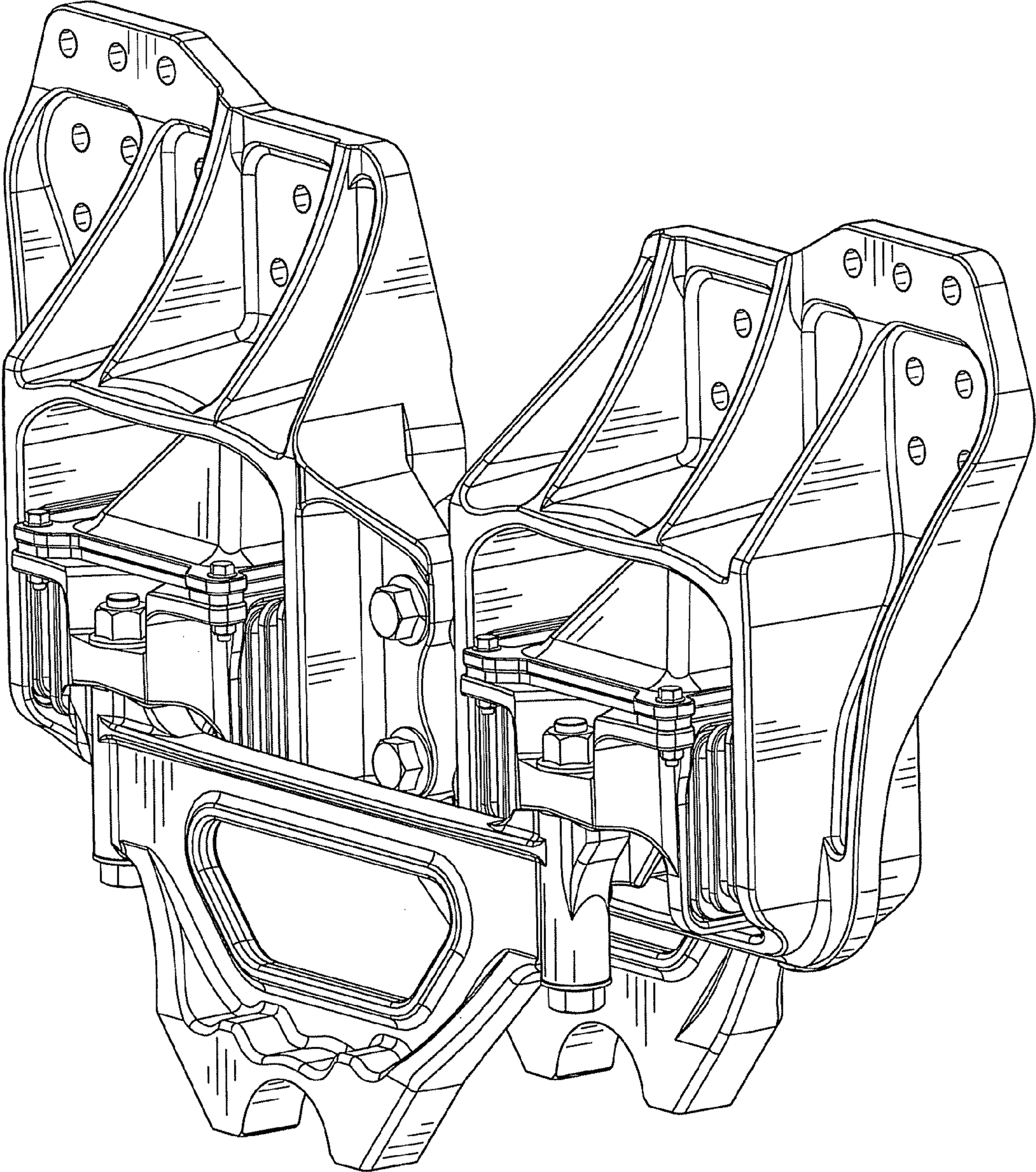


FIG. 20

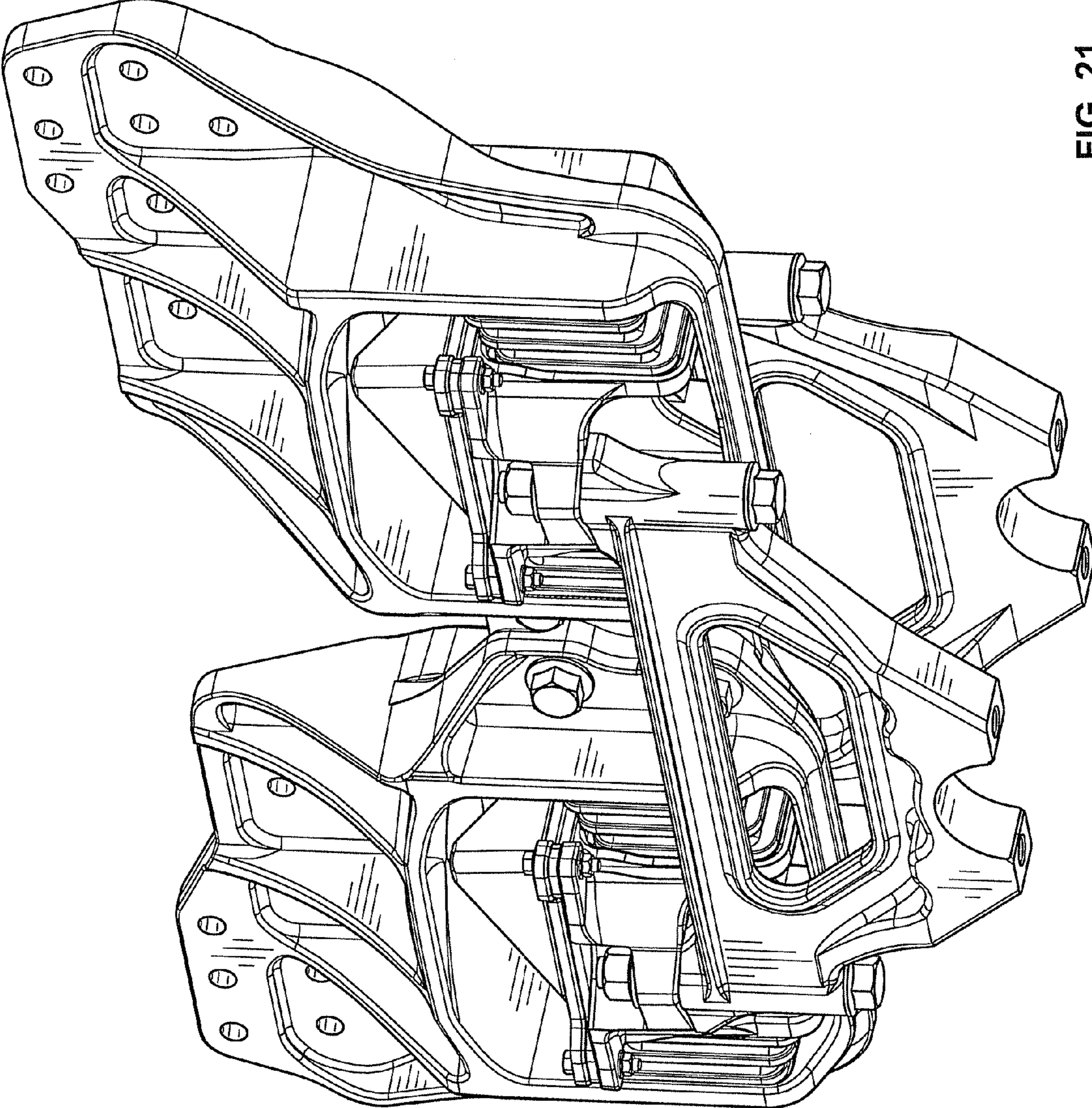


FIG. 21

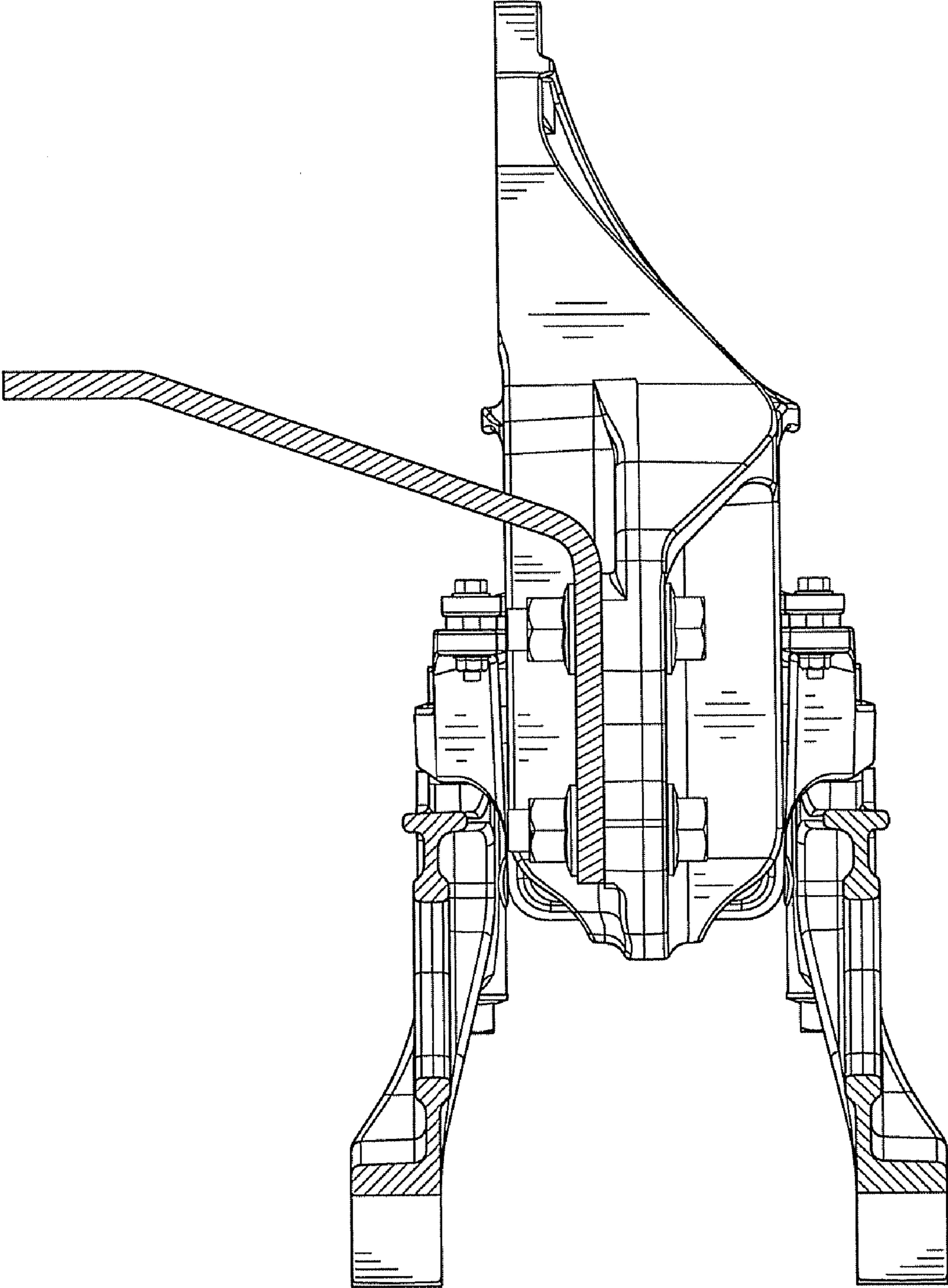


FIG. 22

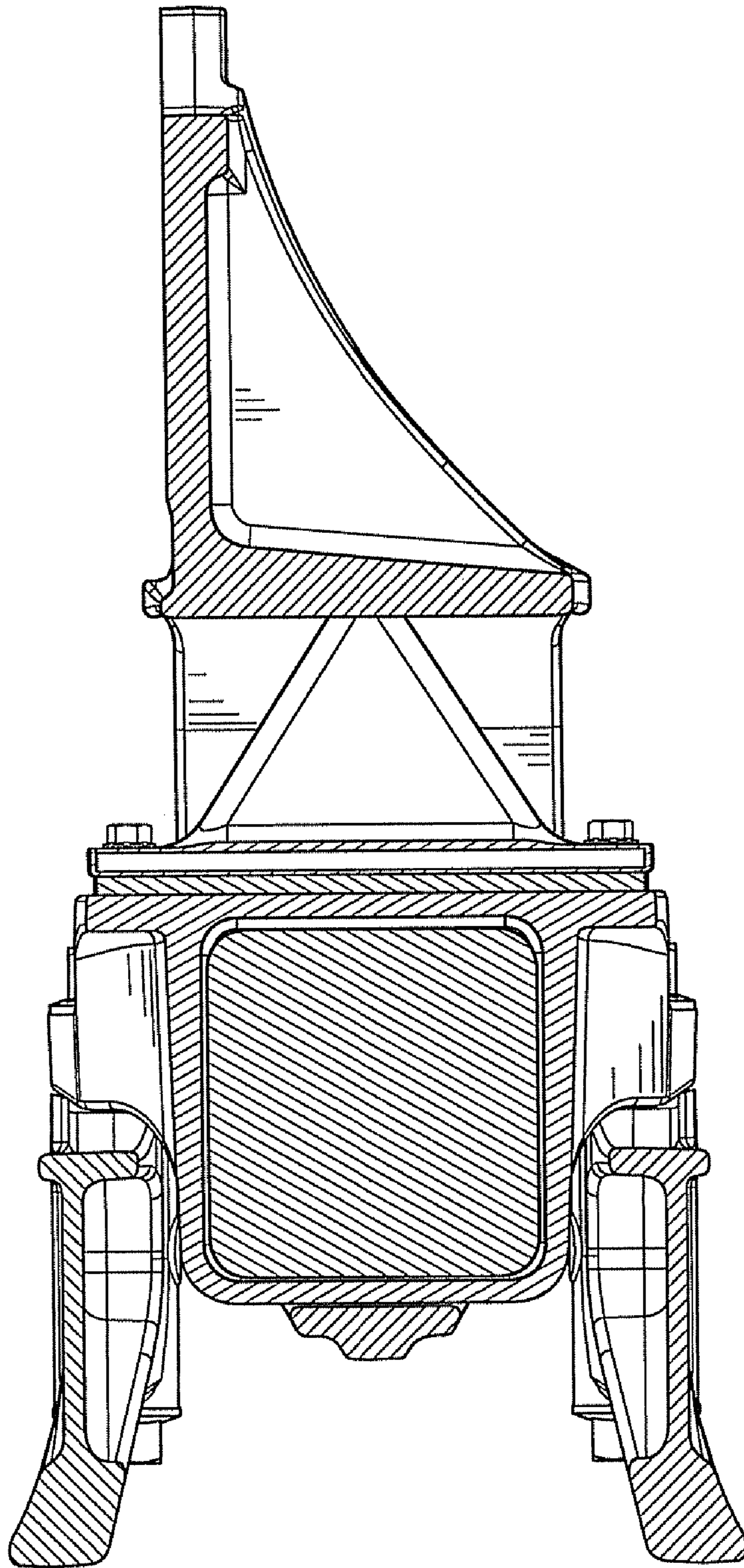


FIG. 23

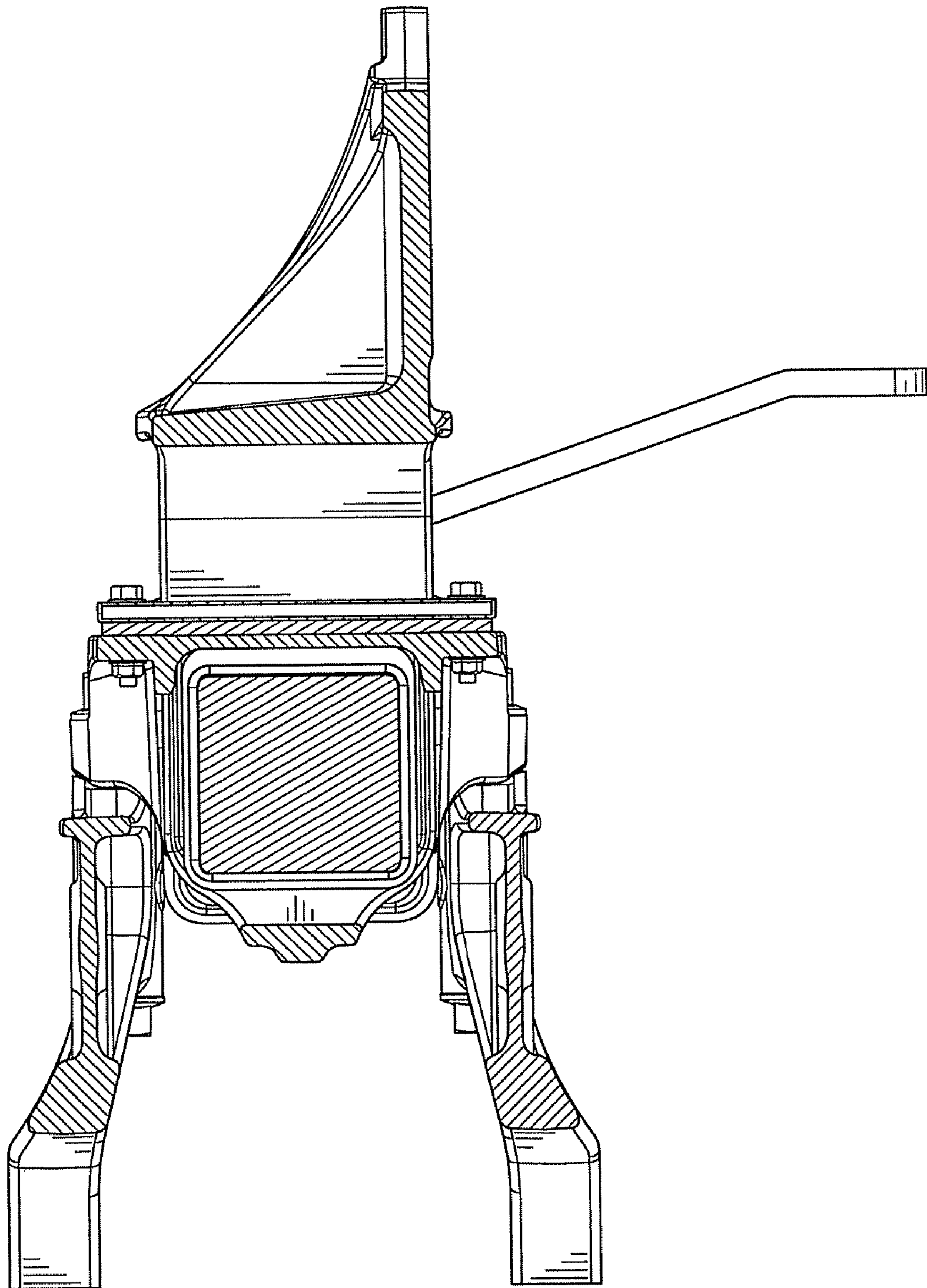


FIG. 24

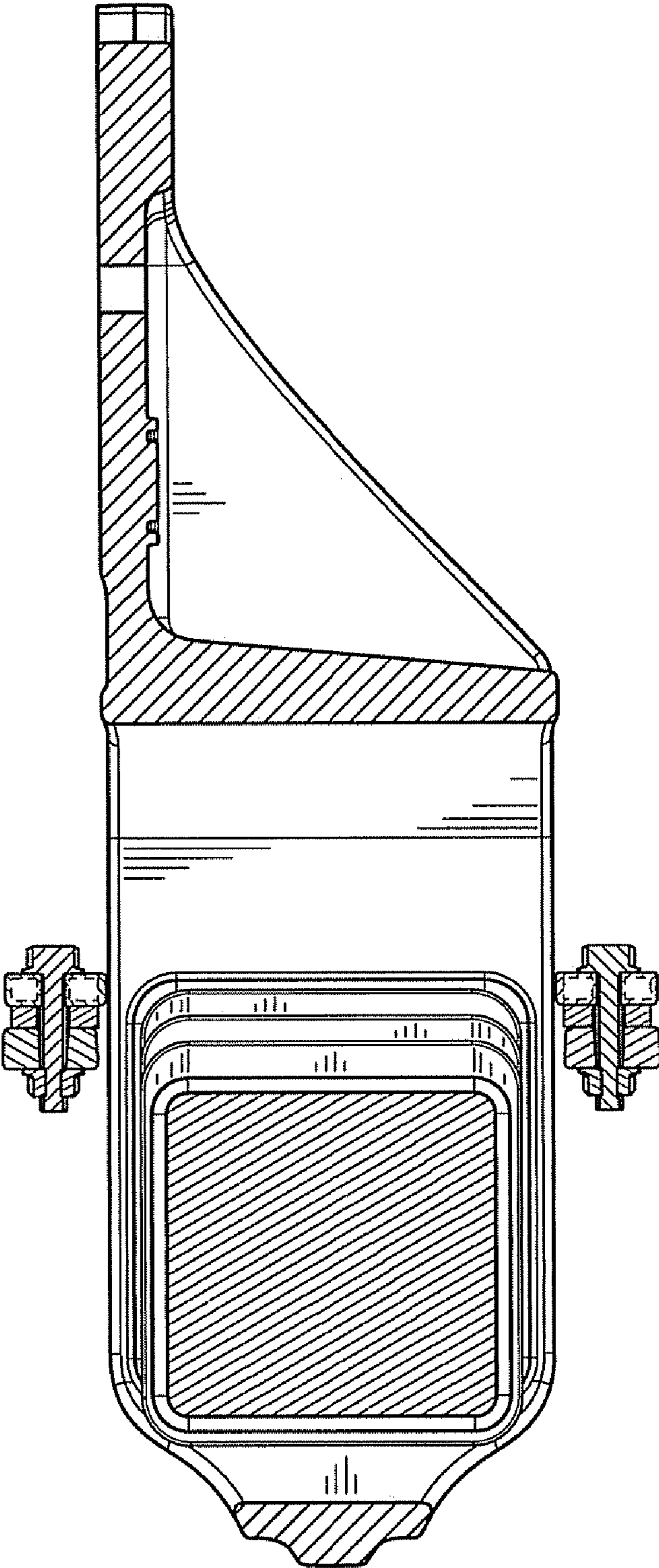


FIG. 25

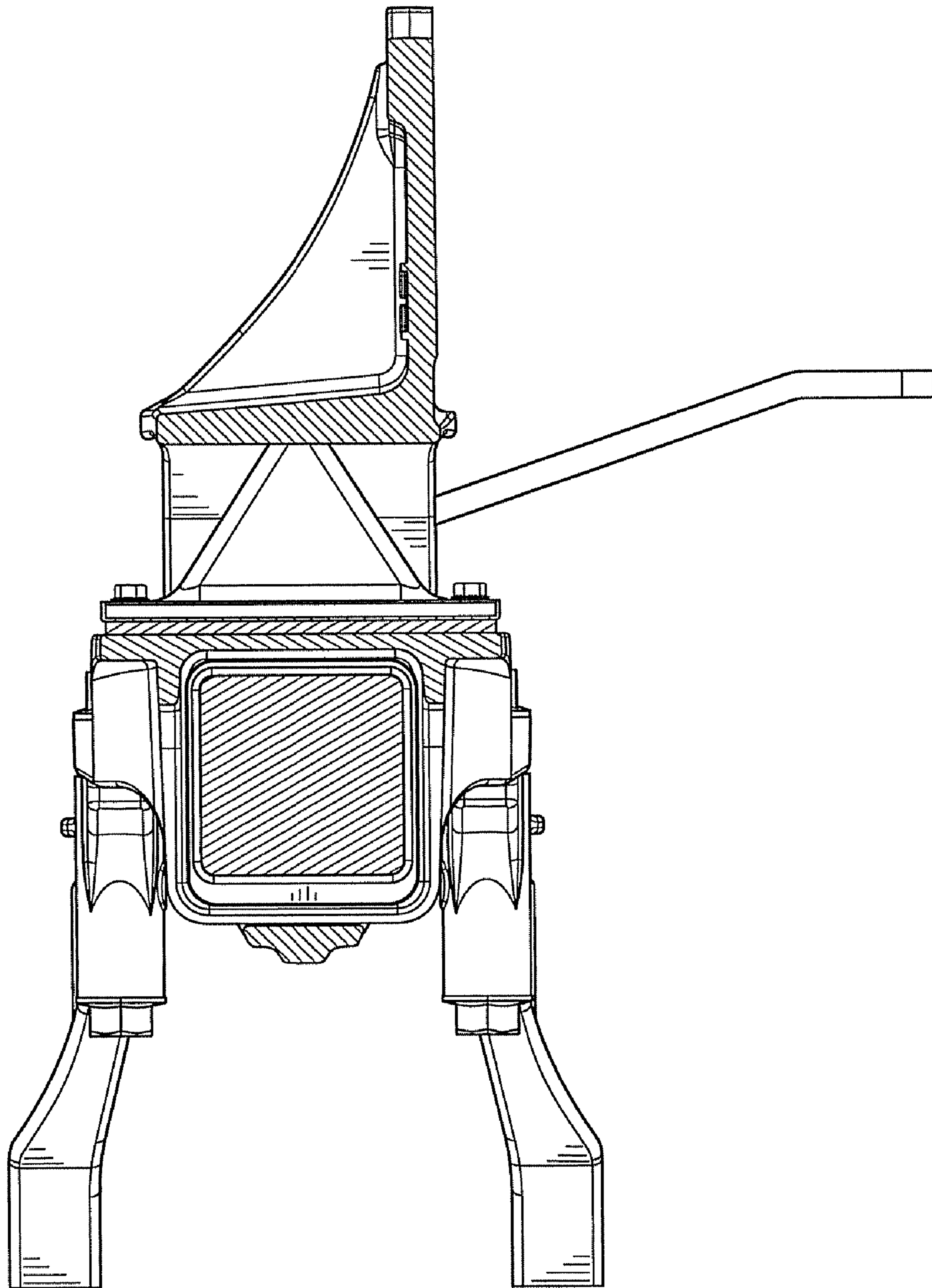


FIG. 26

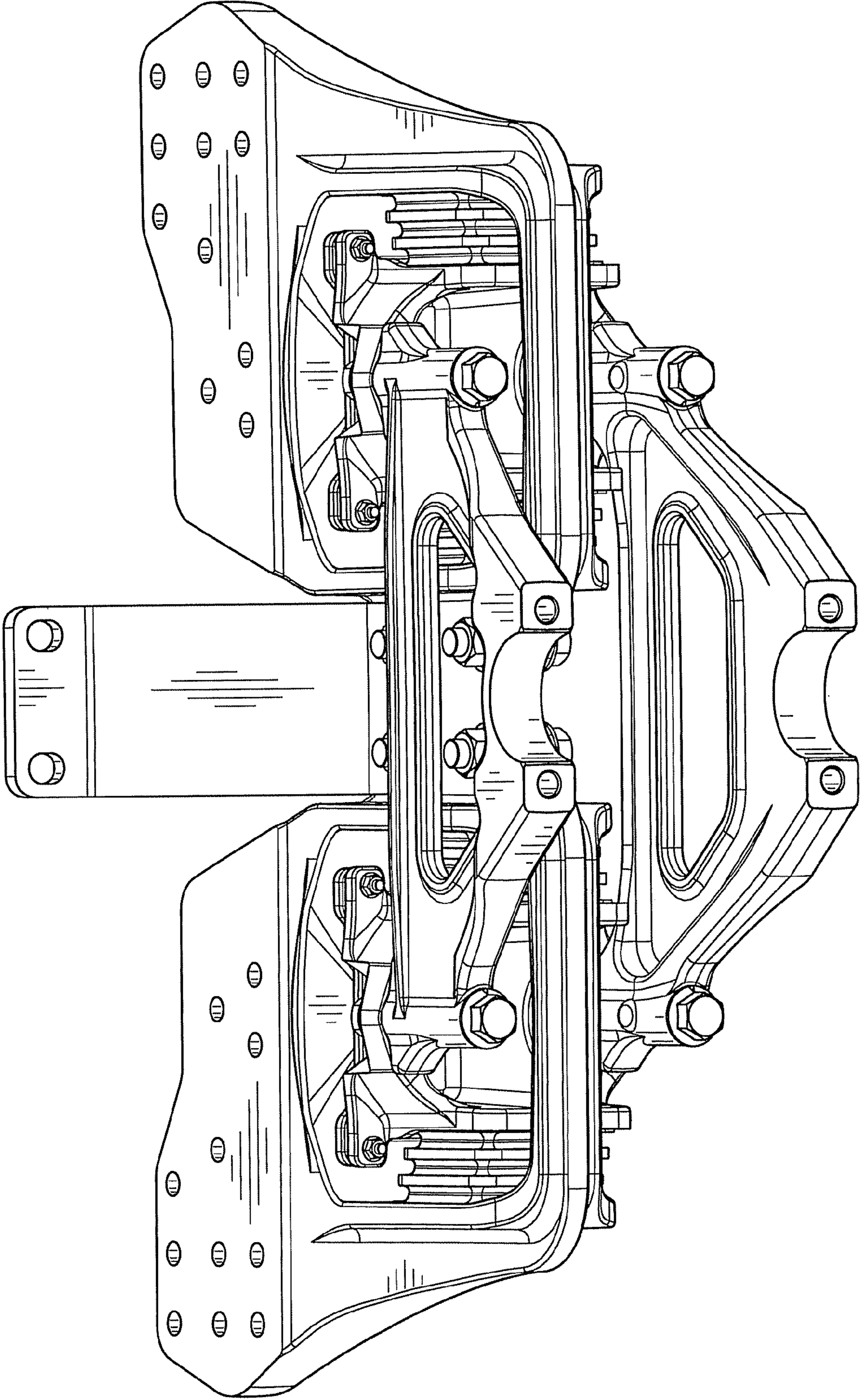


FIG. 27



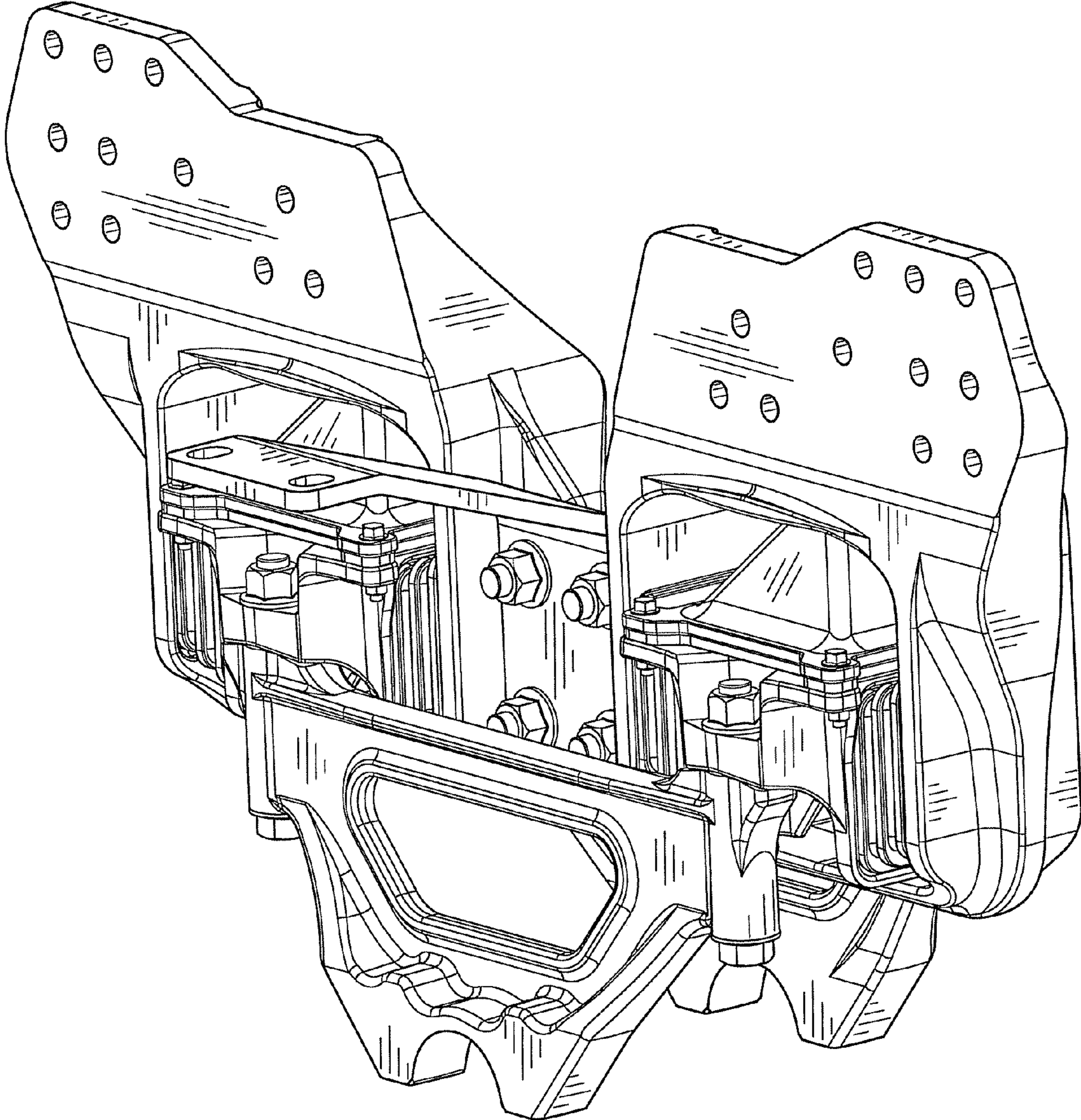


FIG. 28

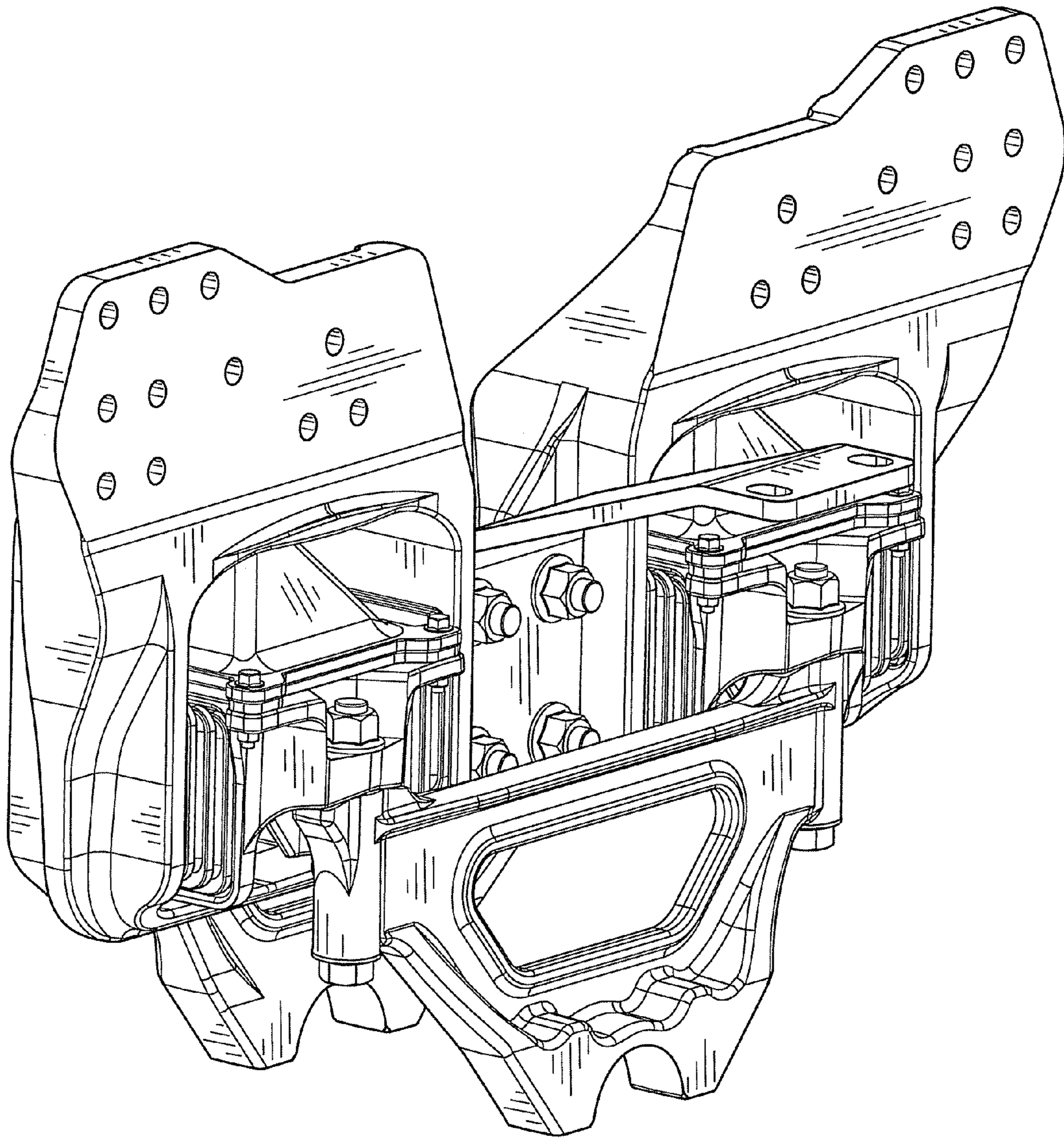


FIG. 29

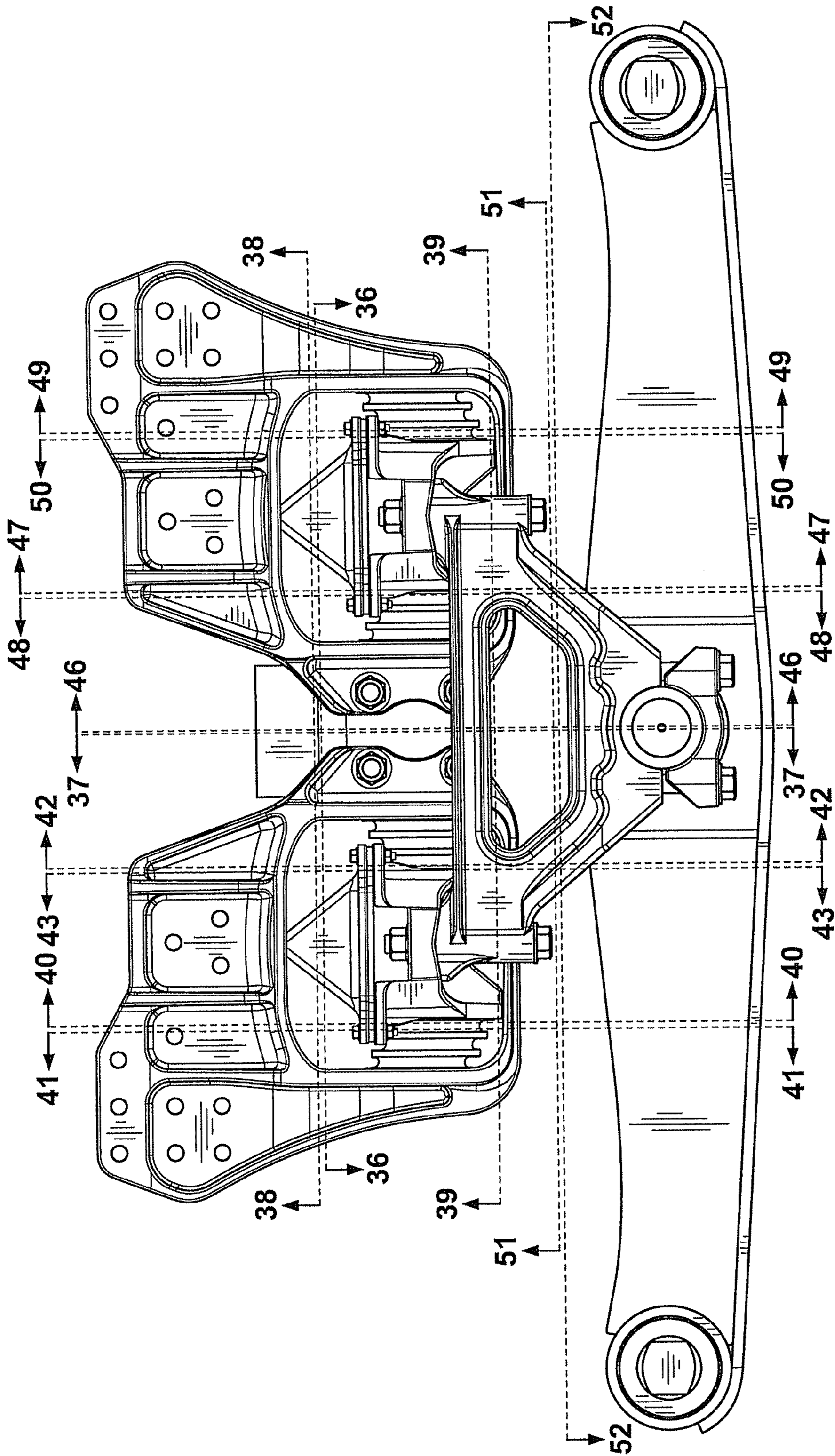


FIG. 30

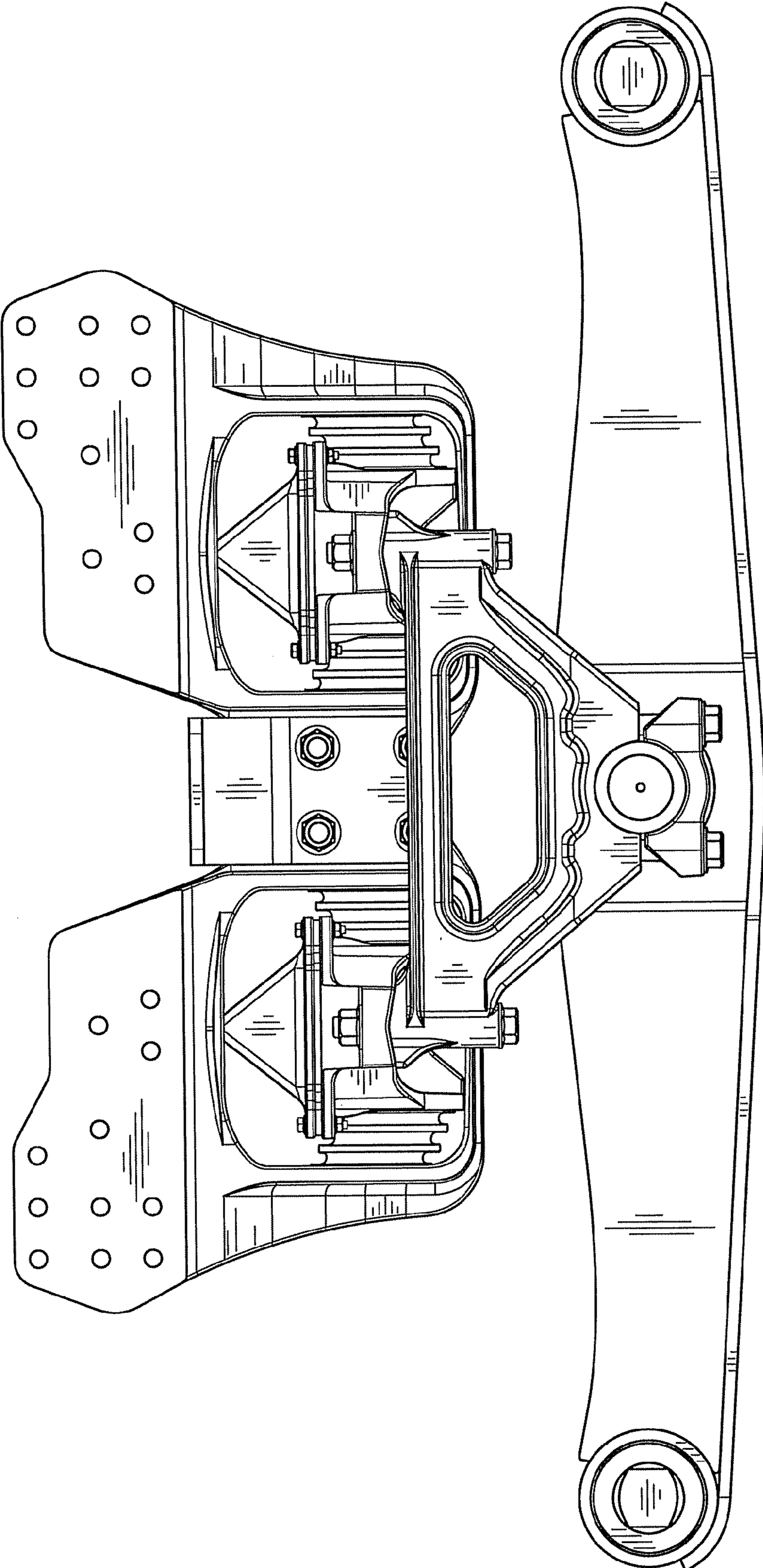


FIG. 31

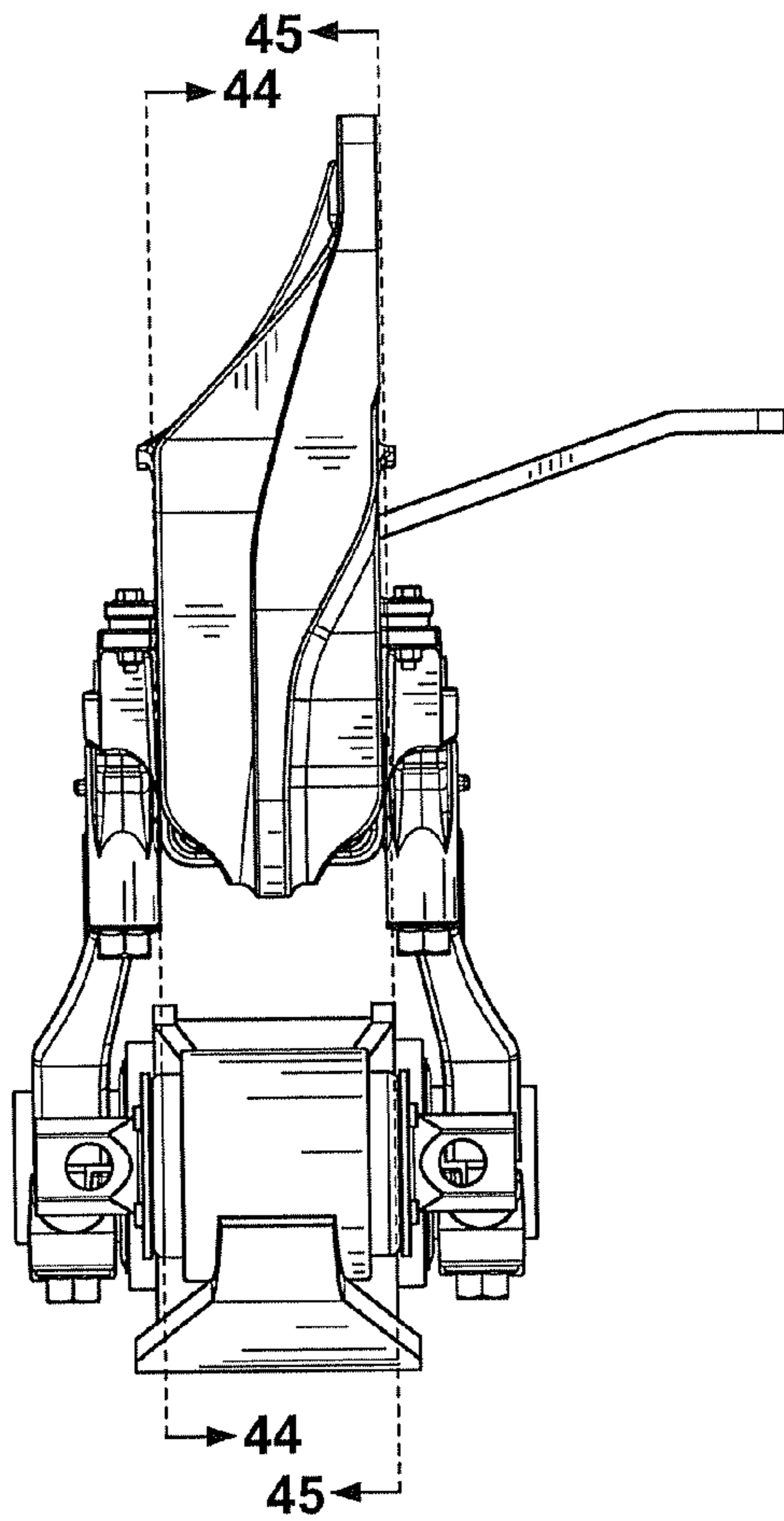


FIG. 32

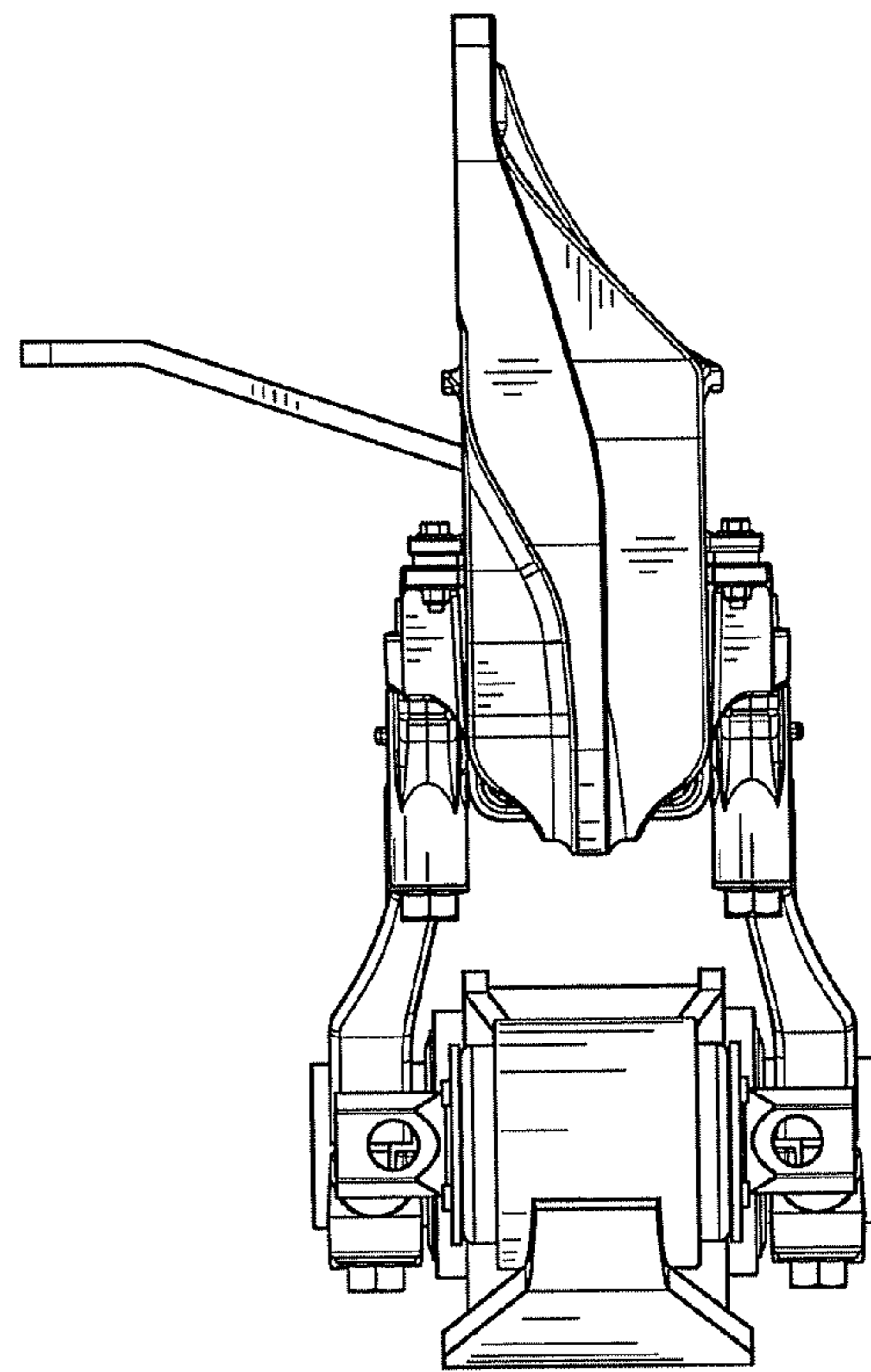


FIG. 33

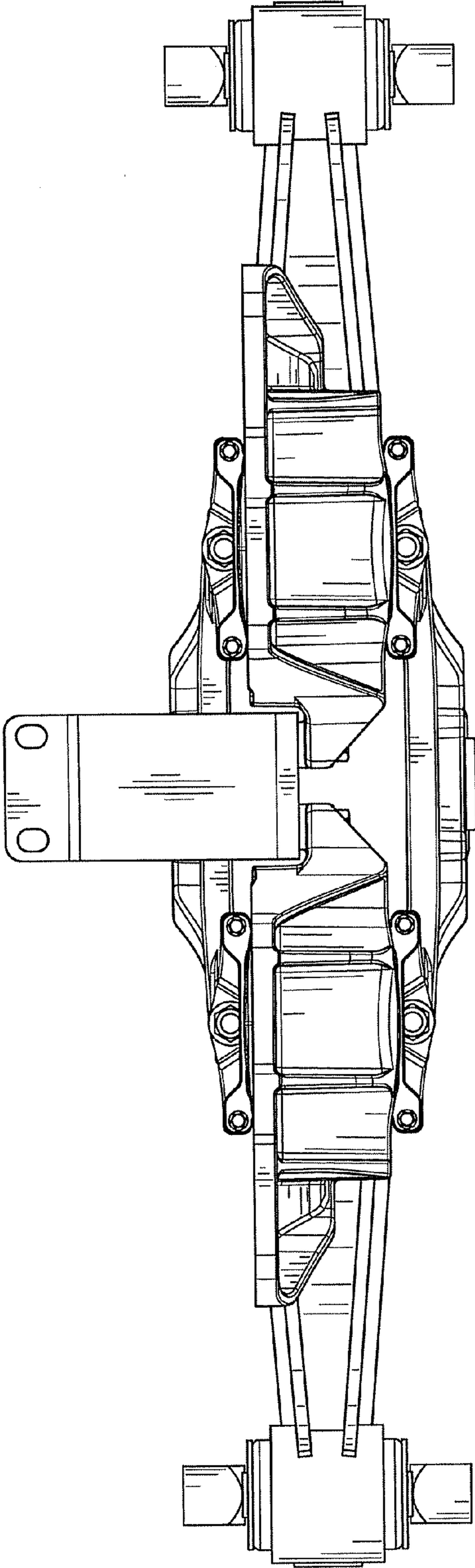


FIG. 34

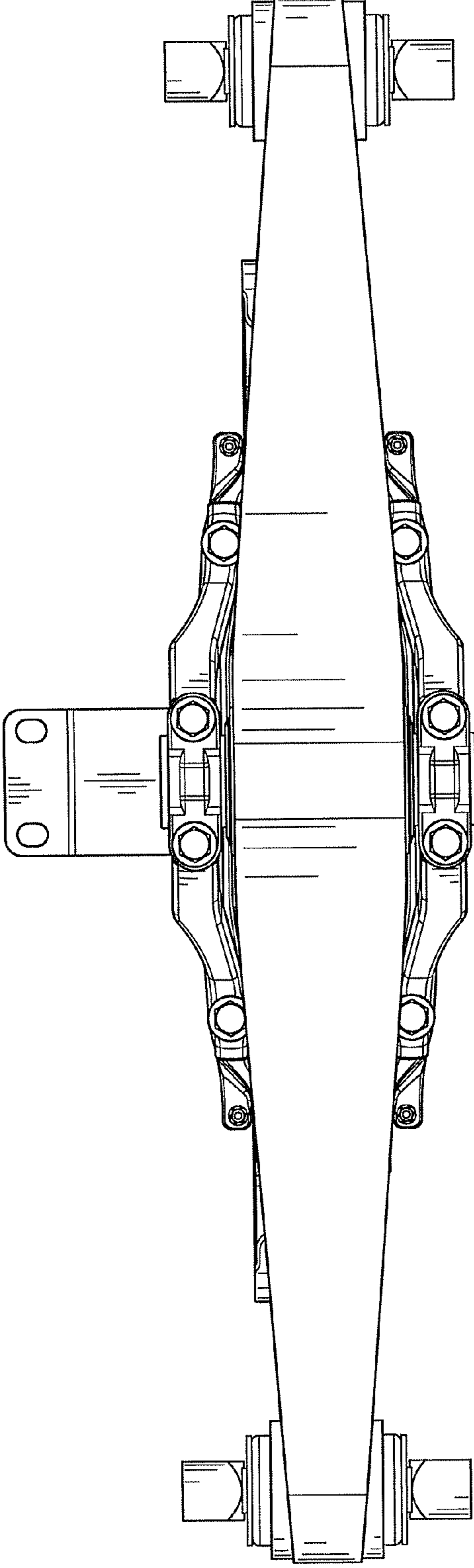


FIG. 35

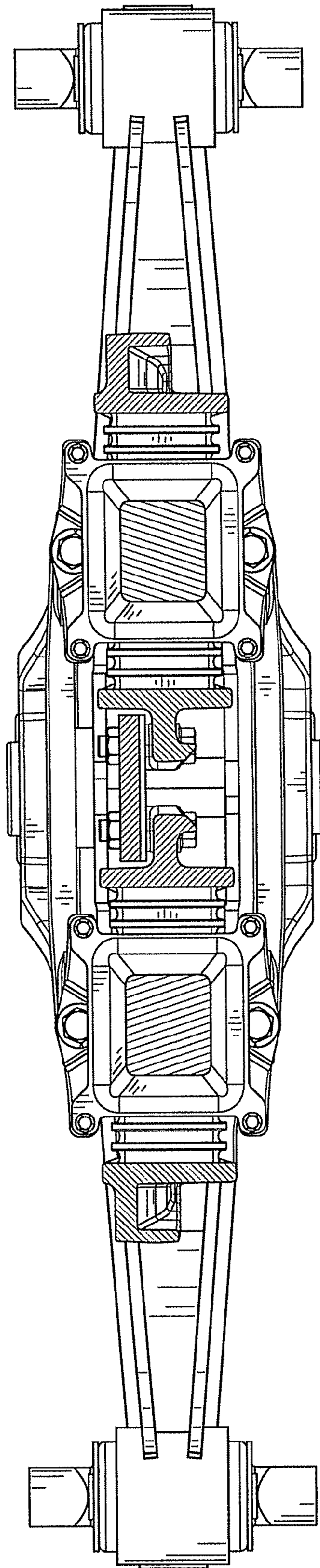


FIG. 36

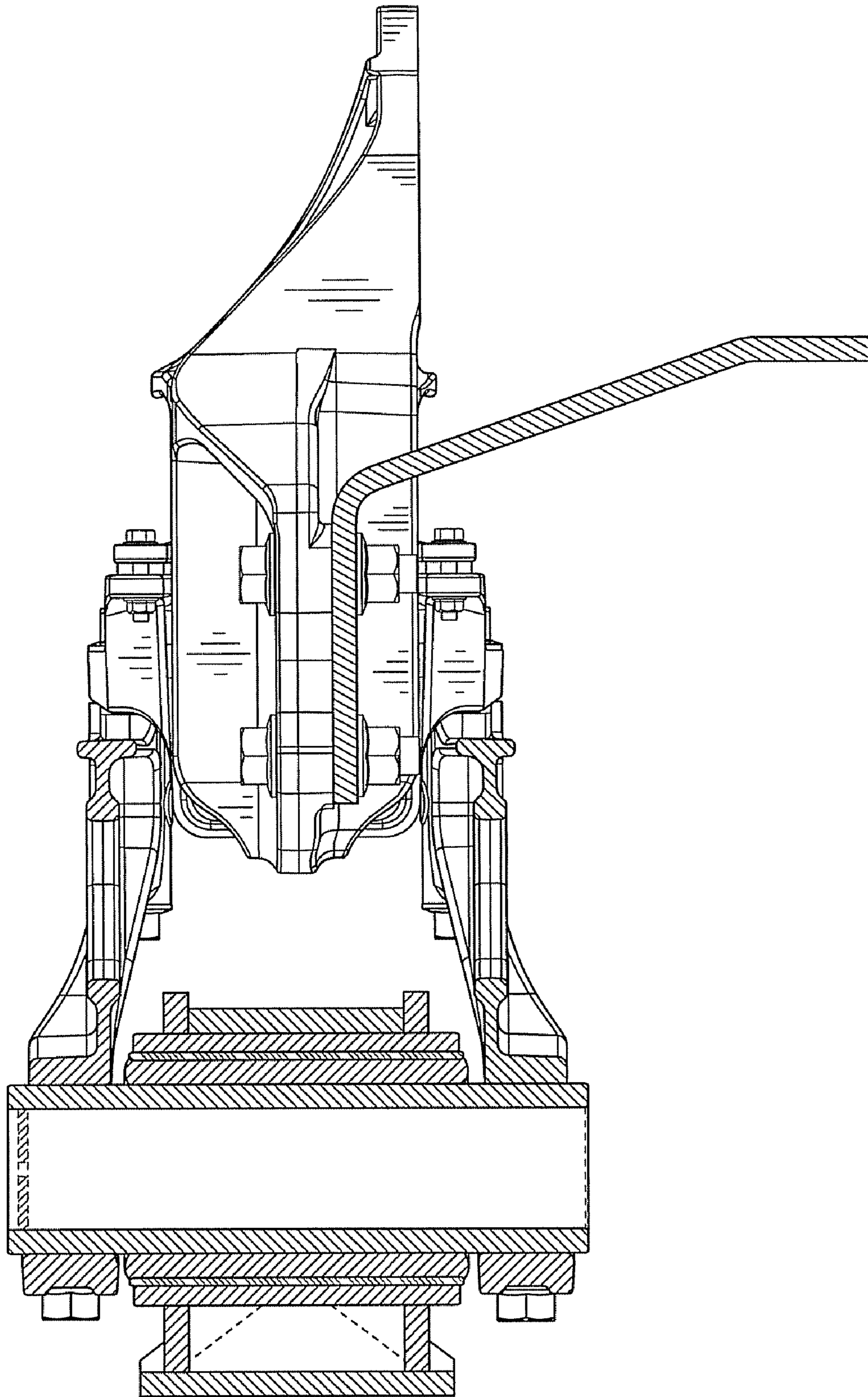


FIG. 37



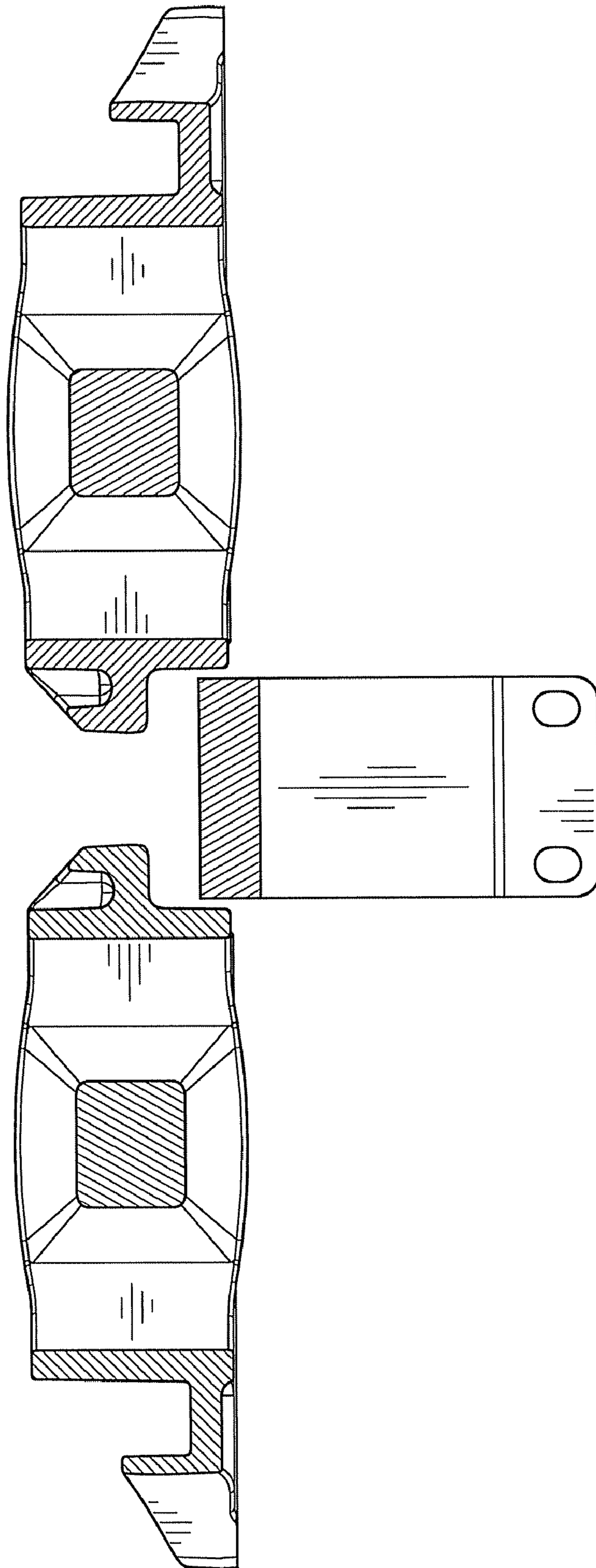


FIG. 38

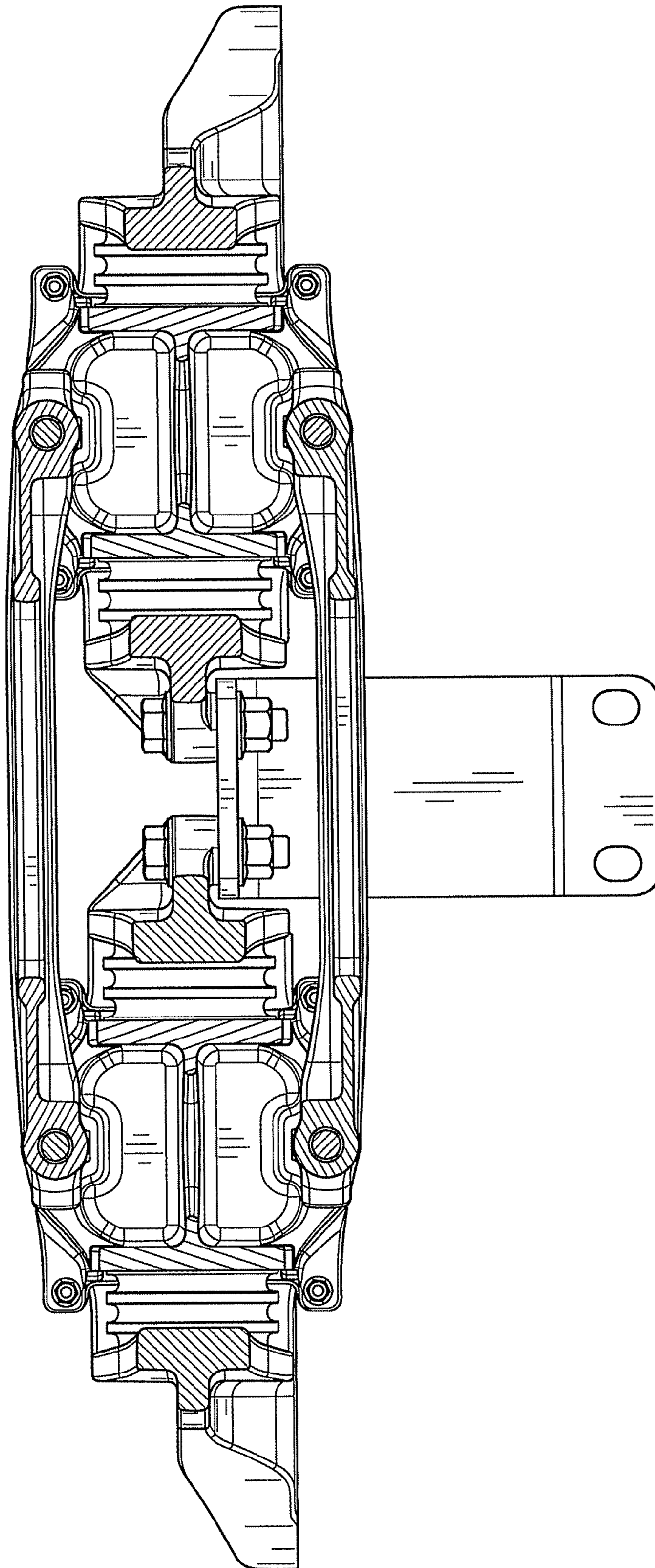


FIG. 39

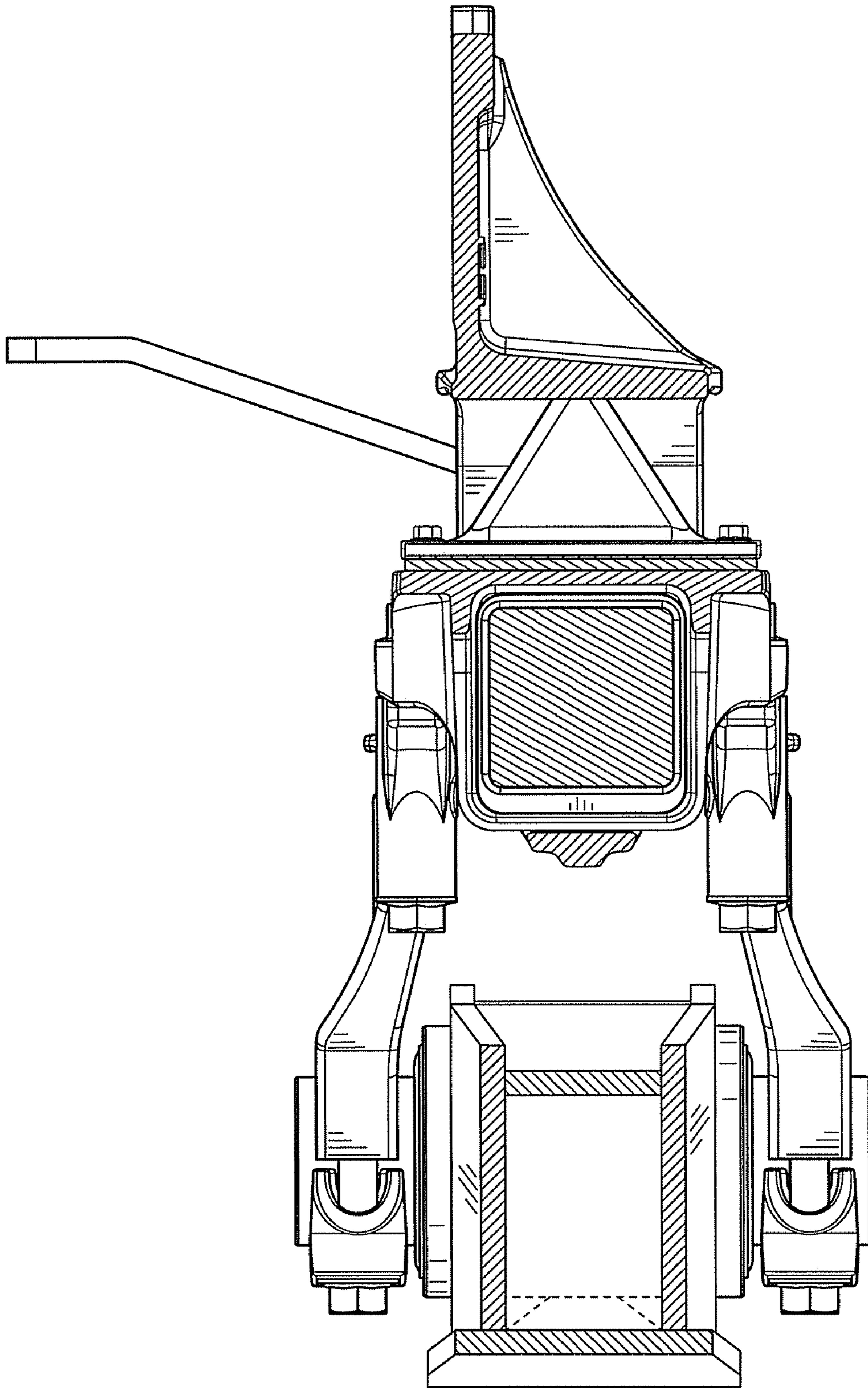


FIG. 40

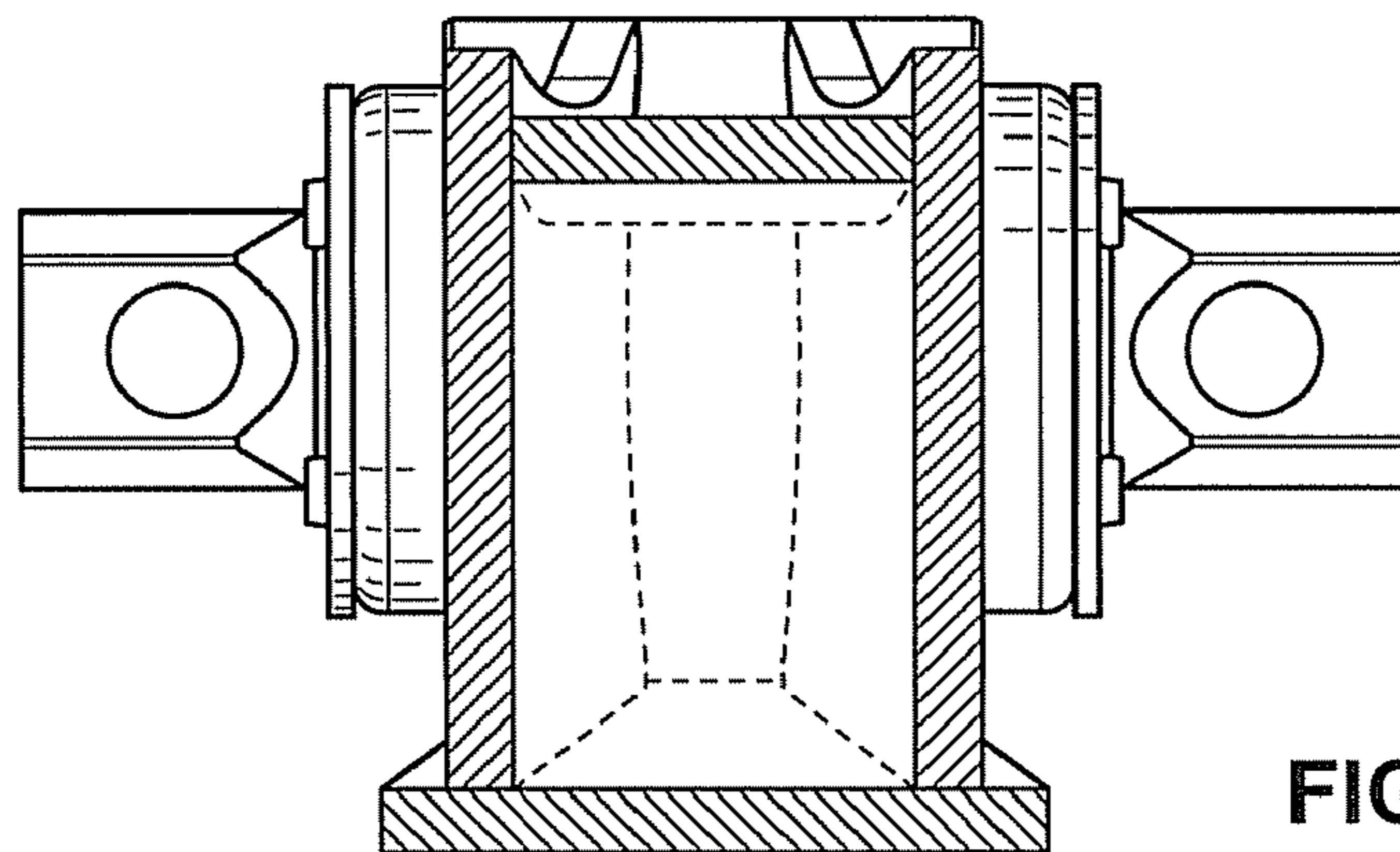
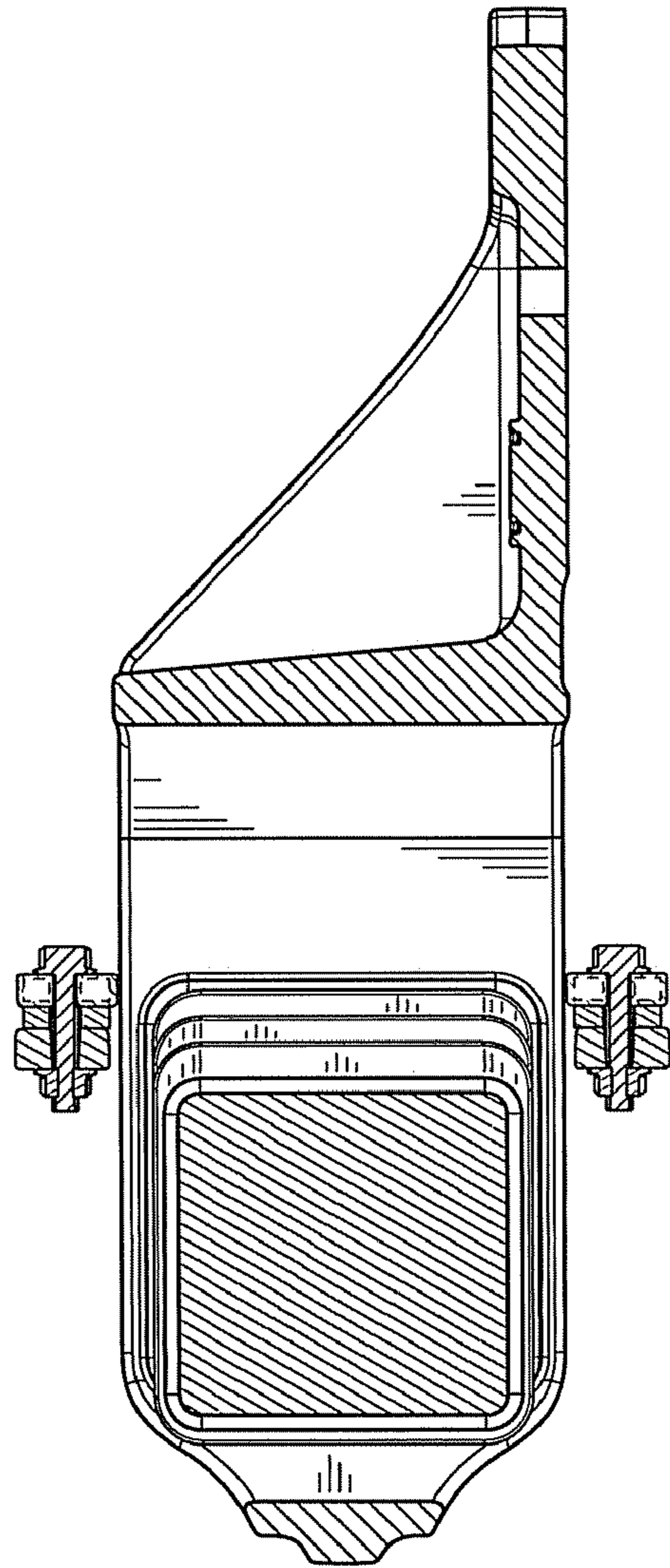


FIG. 41

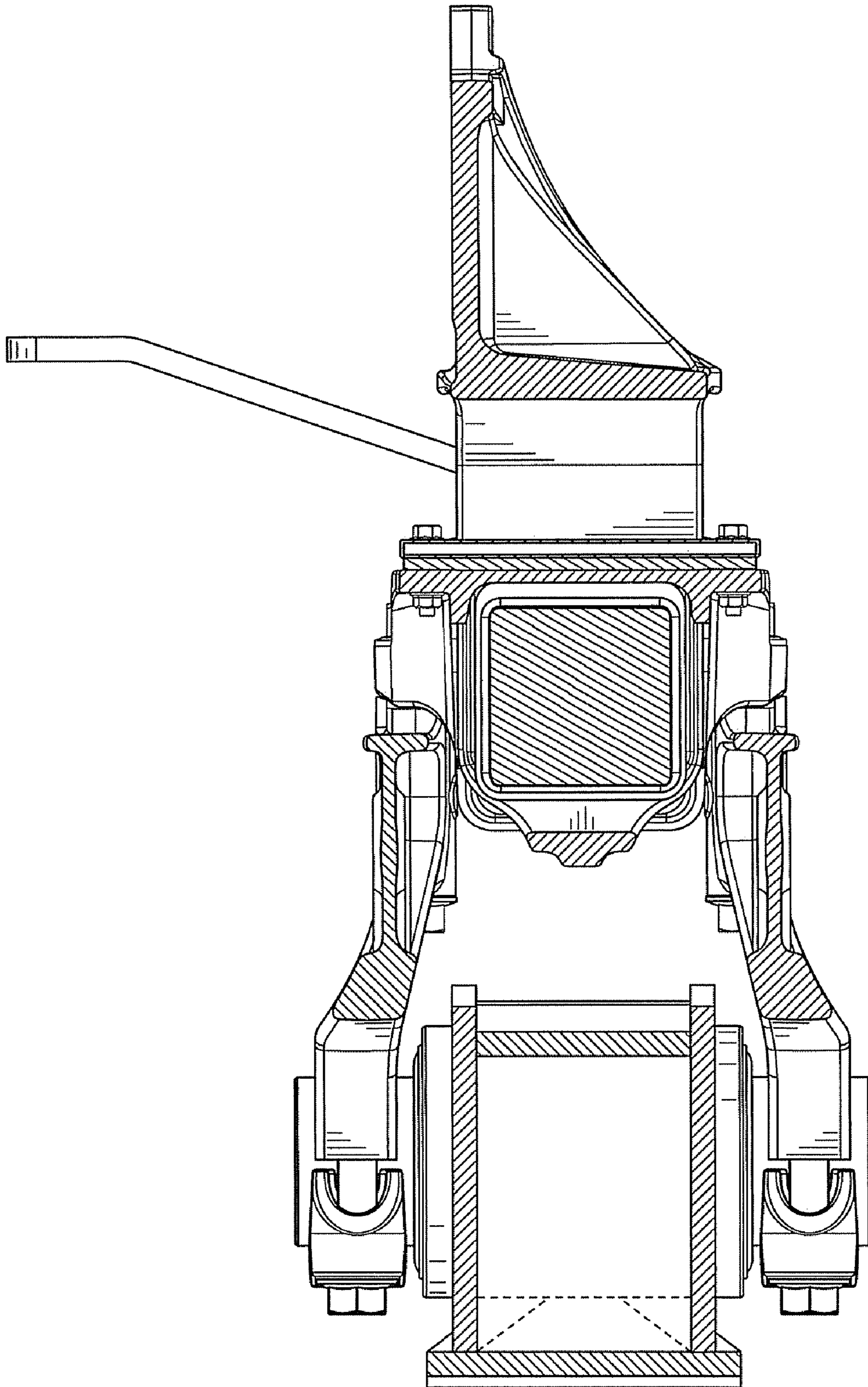


FIG. 42

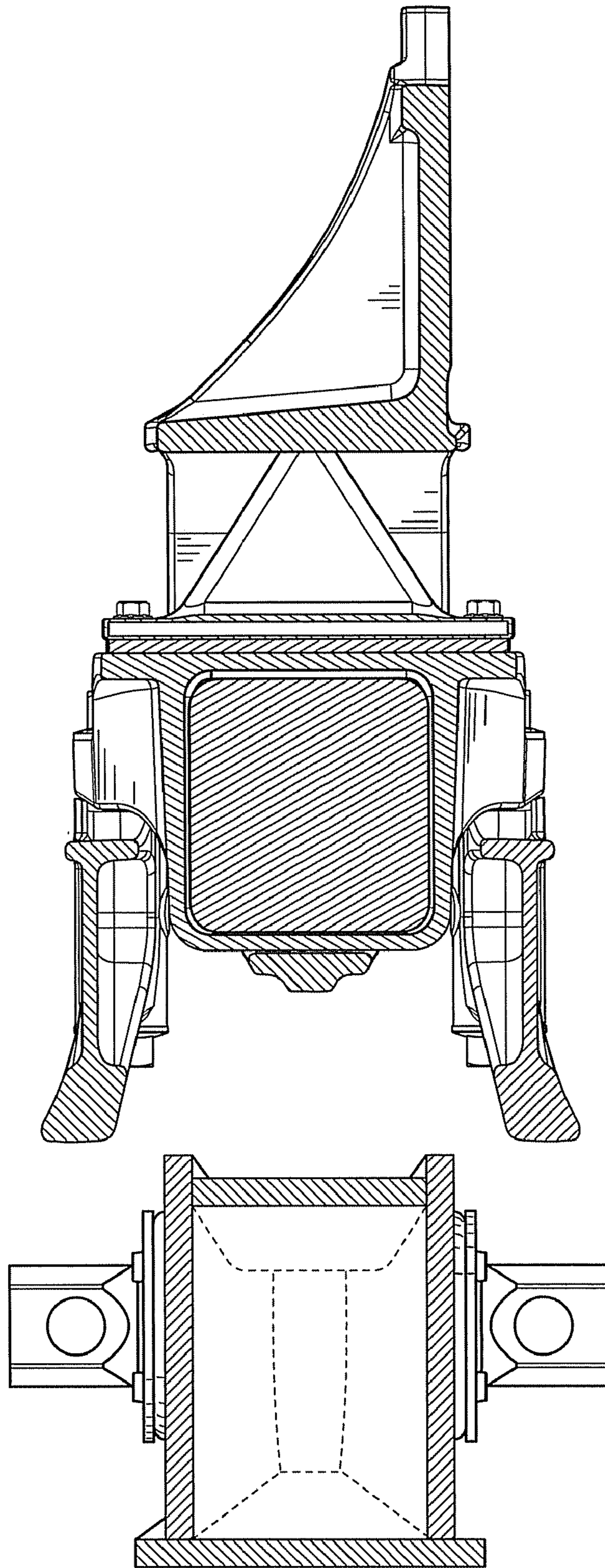


FIG. 43

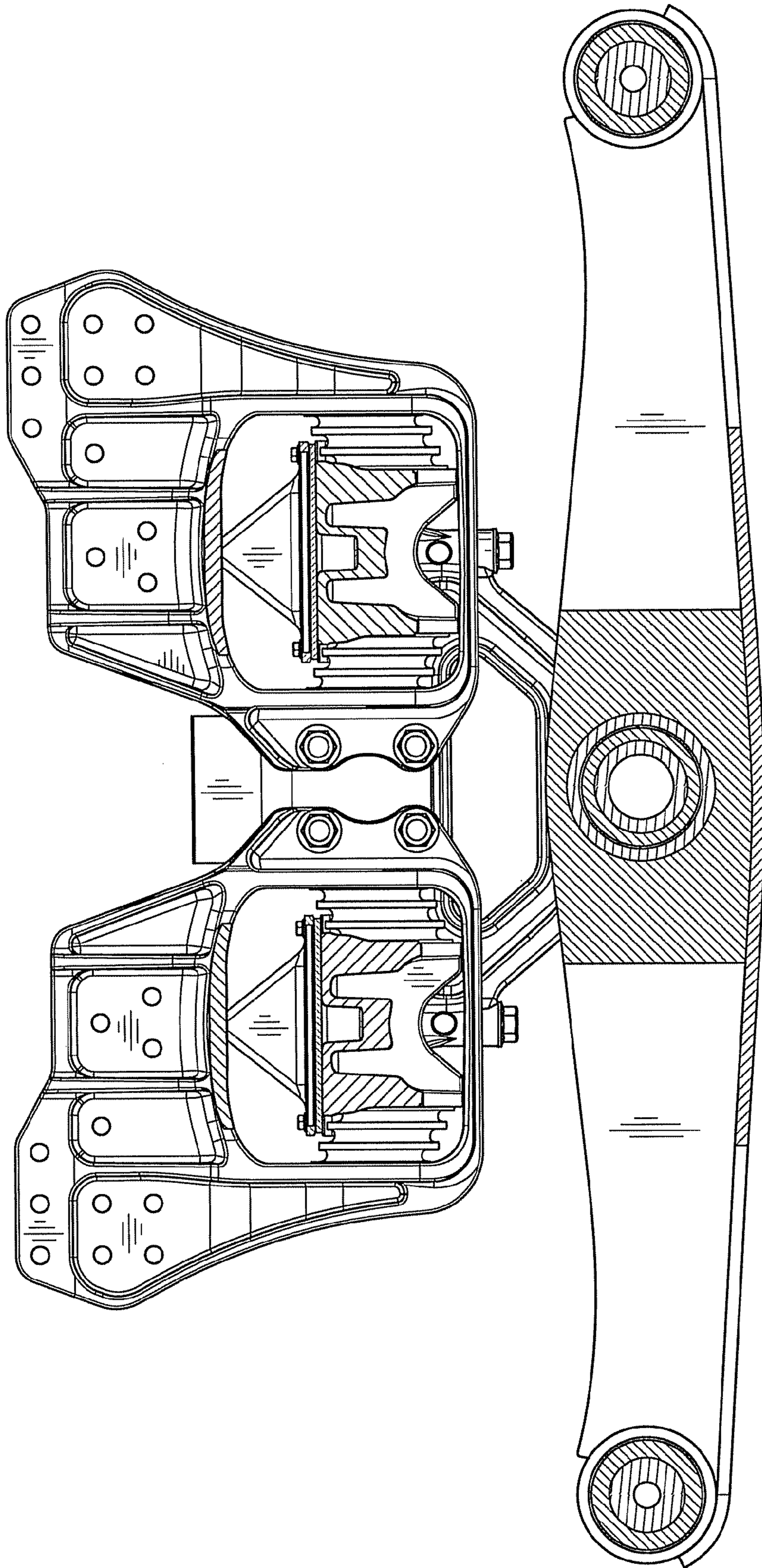


FIG. 44

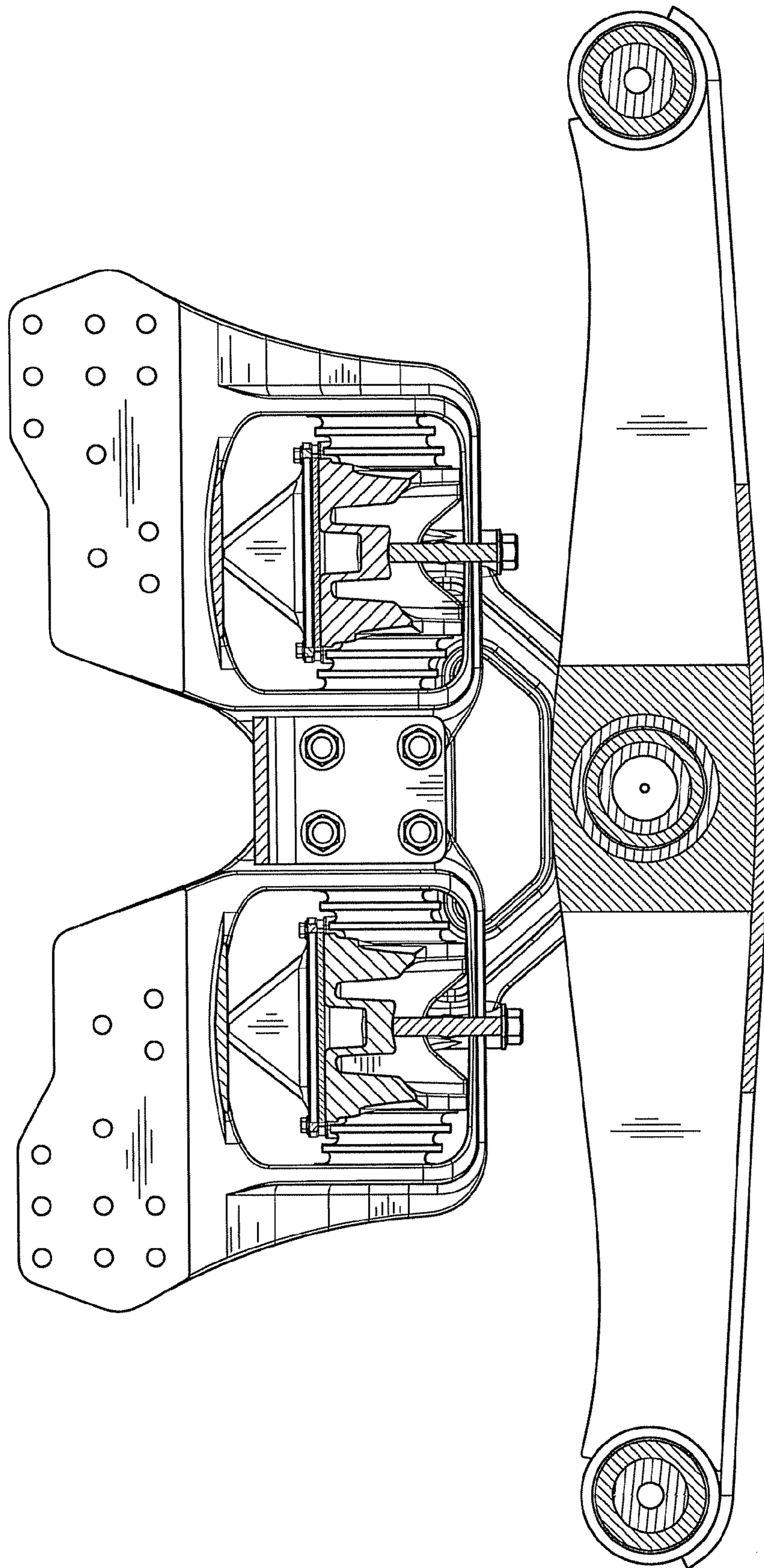


FIG. 45



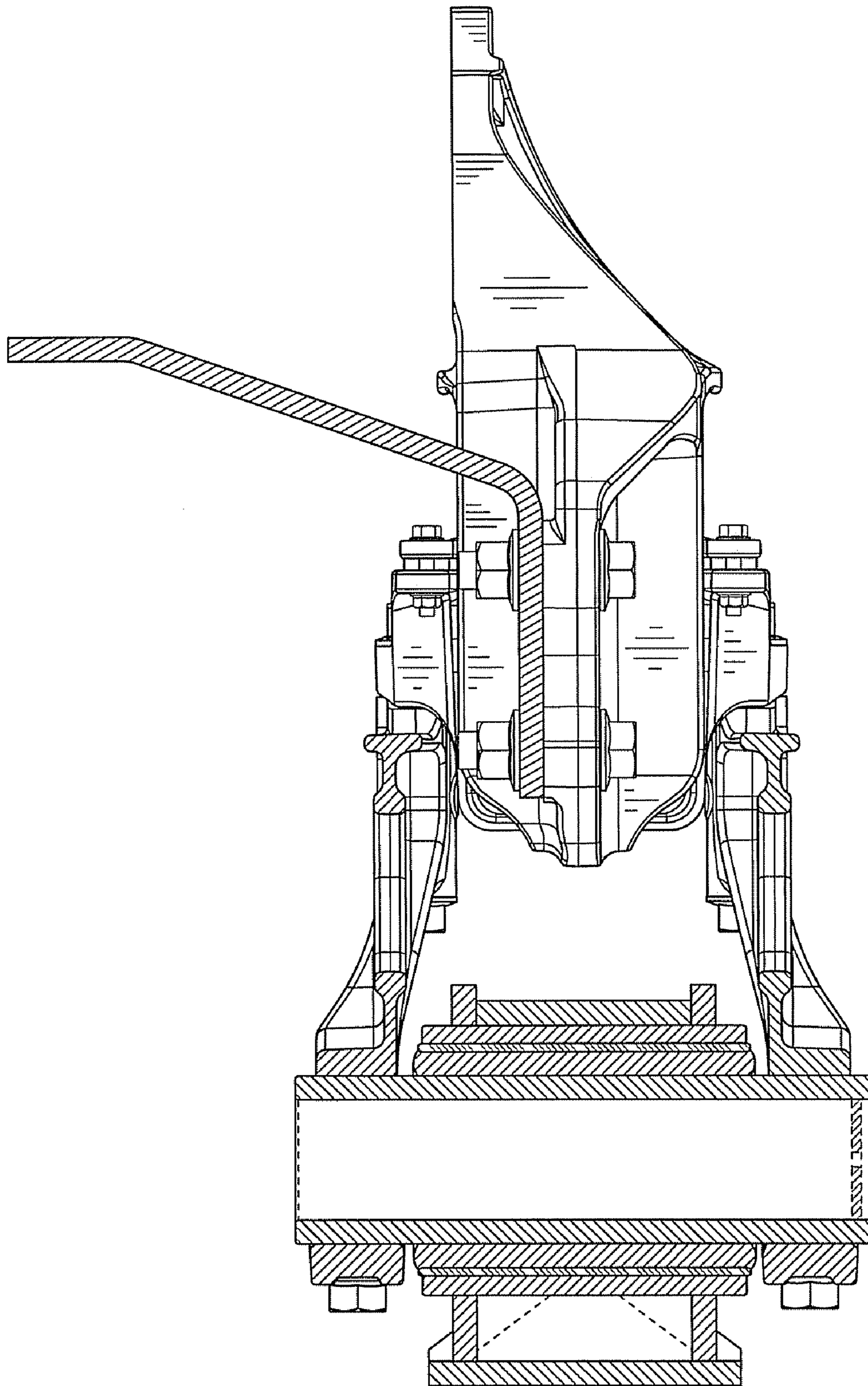


FIG. 46

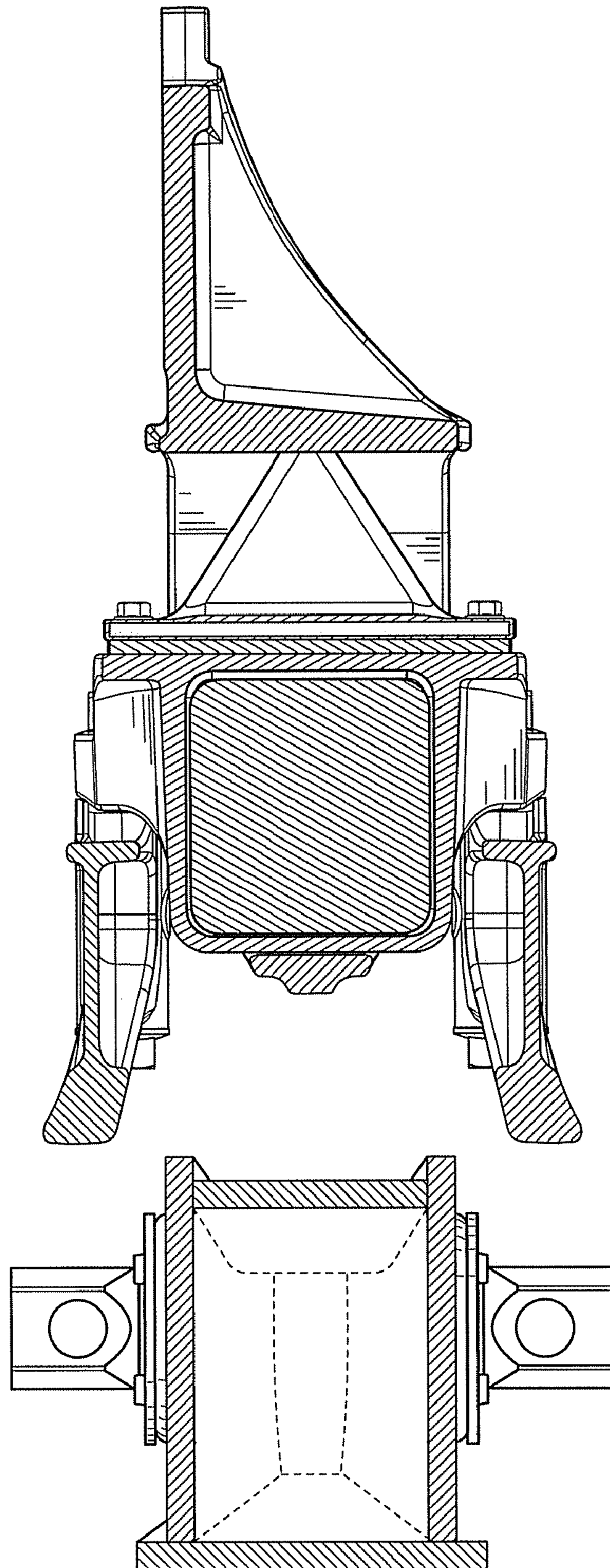


FIG. 47

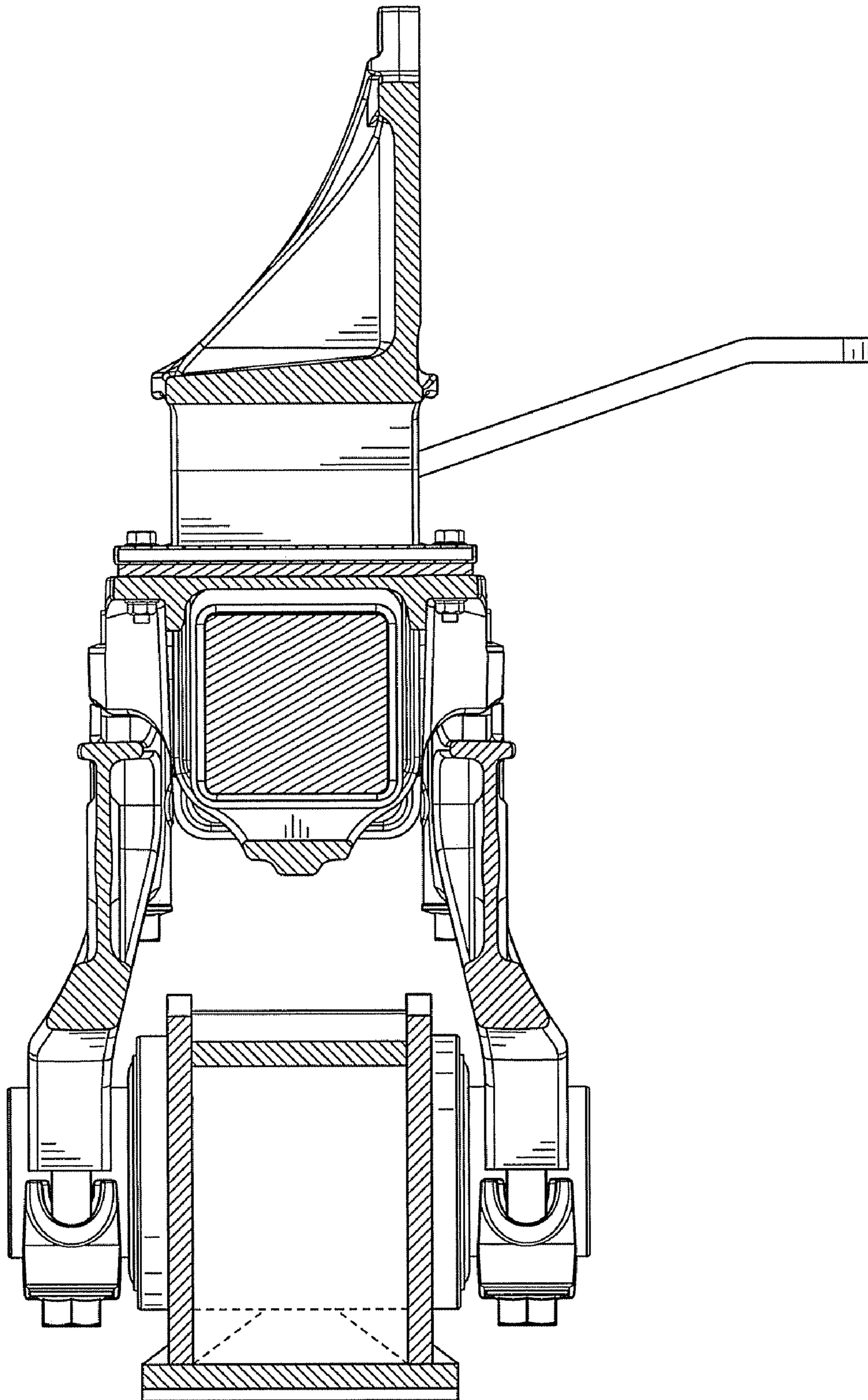


FIG. 48

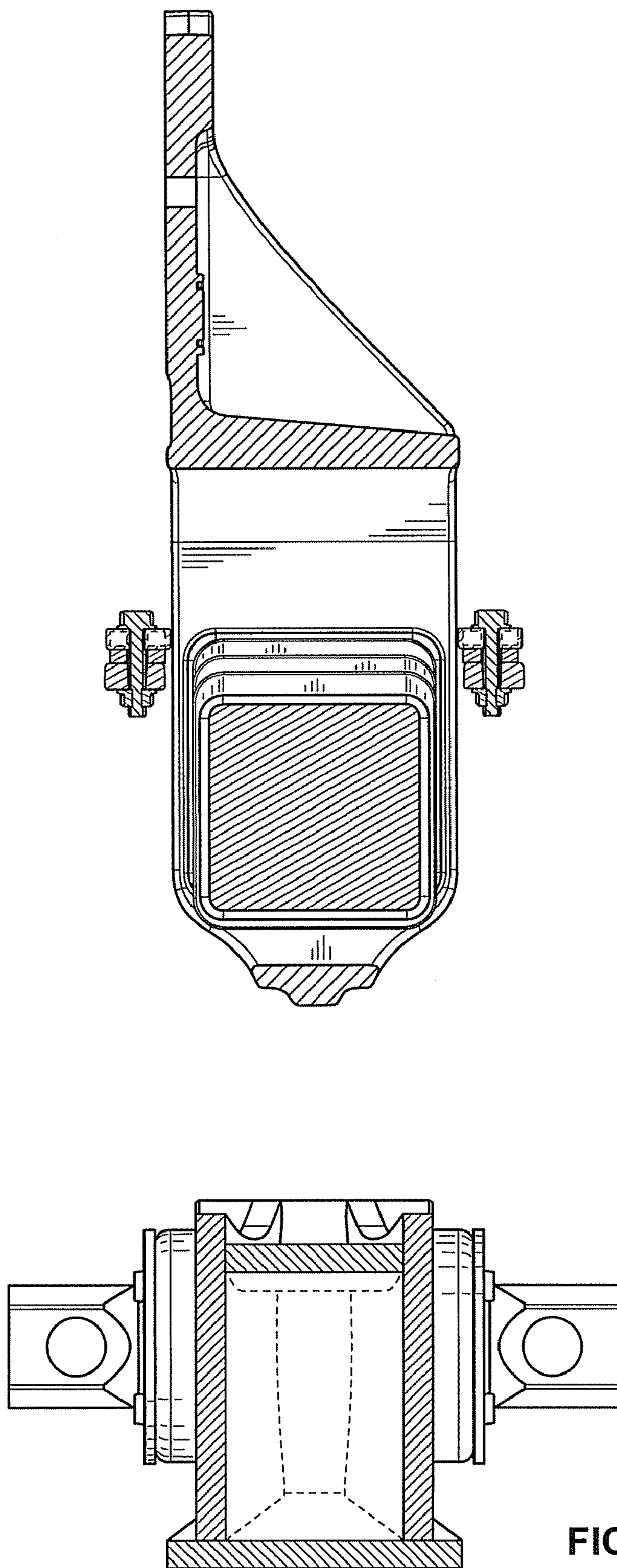


FIG. 49

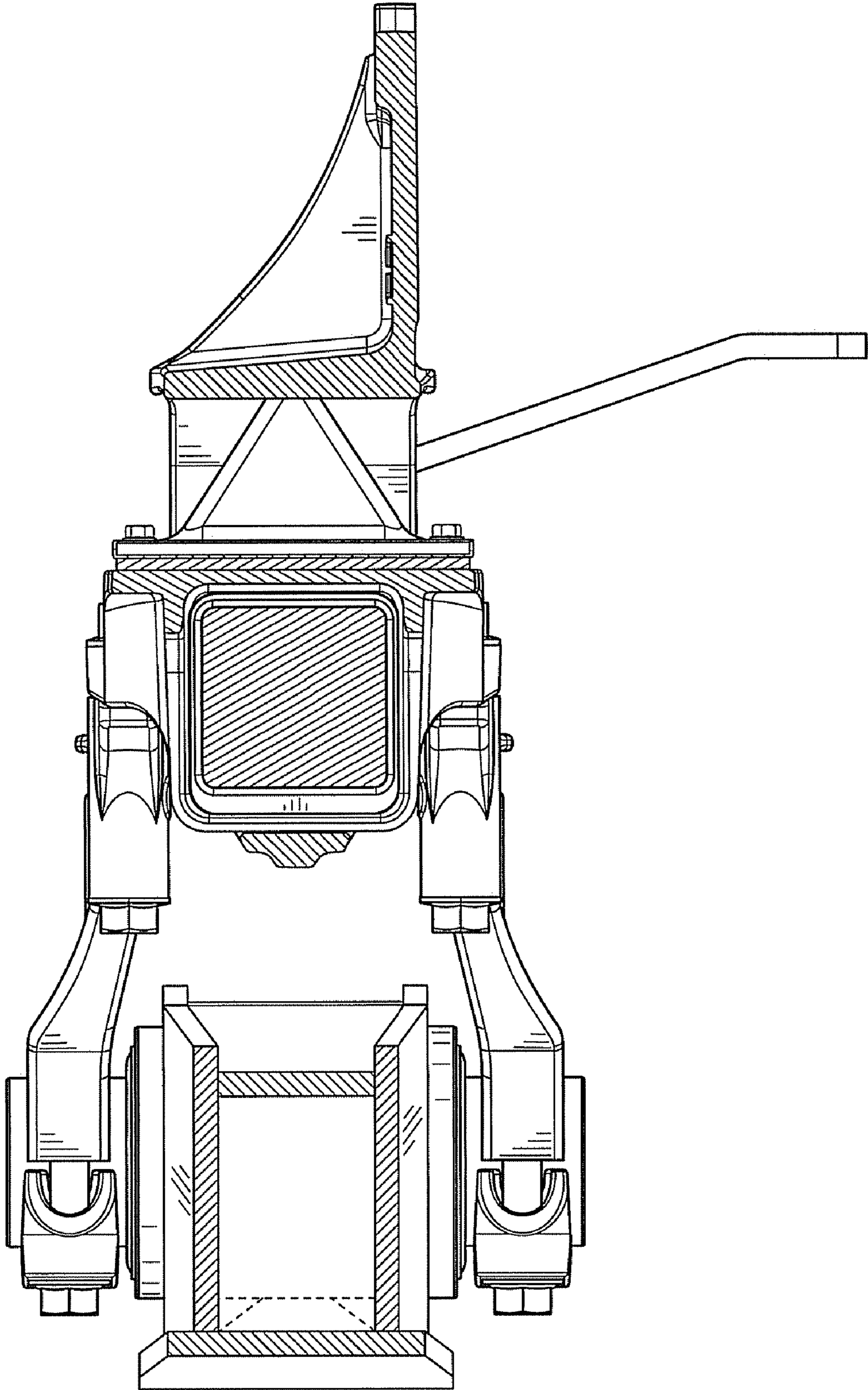


FIG. 50

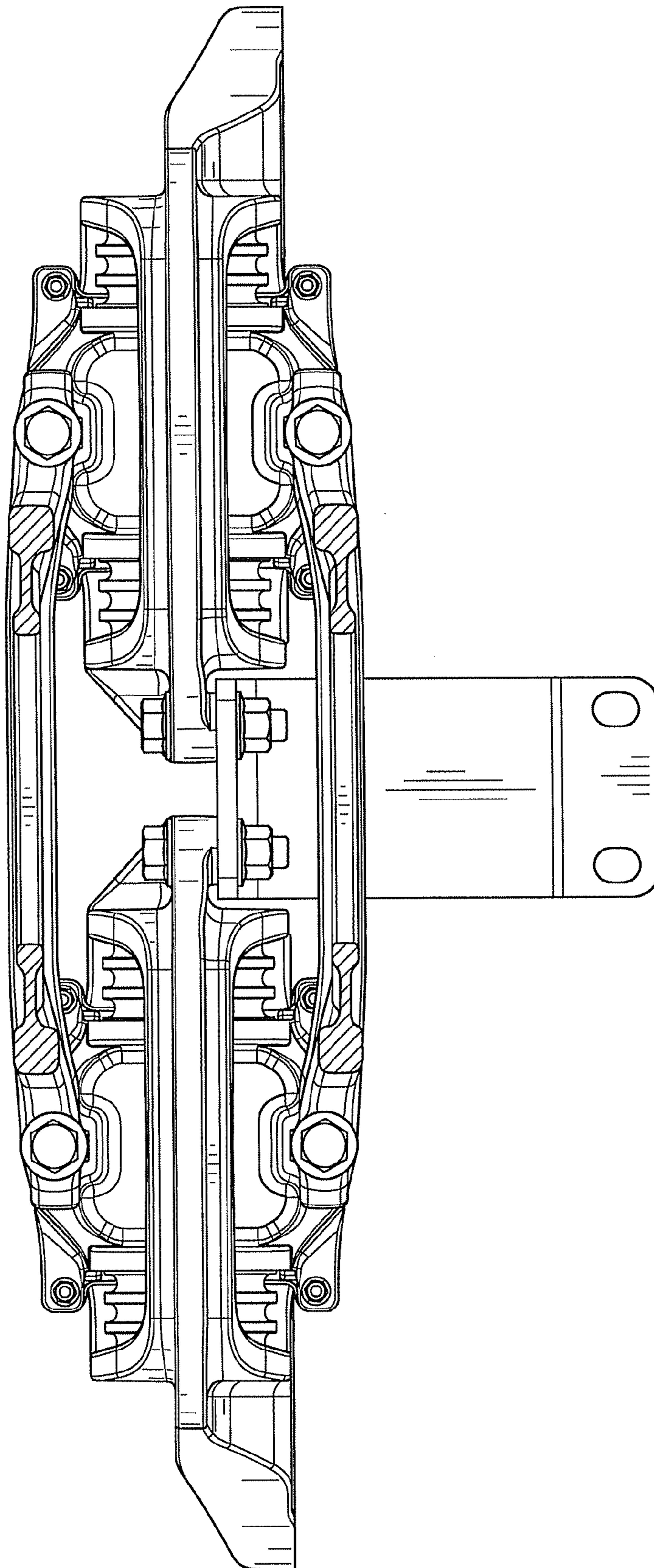


FIG. 51

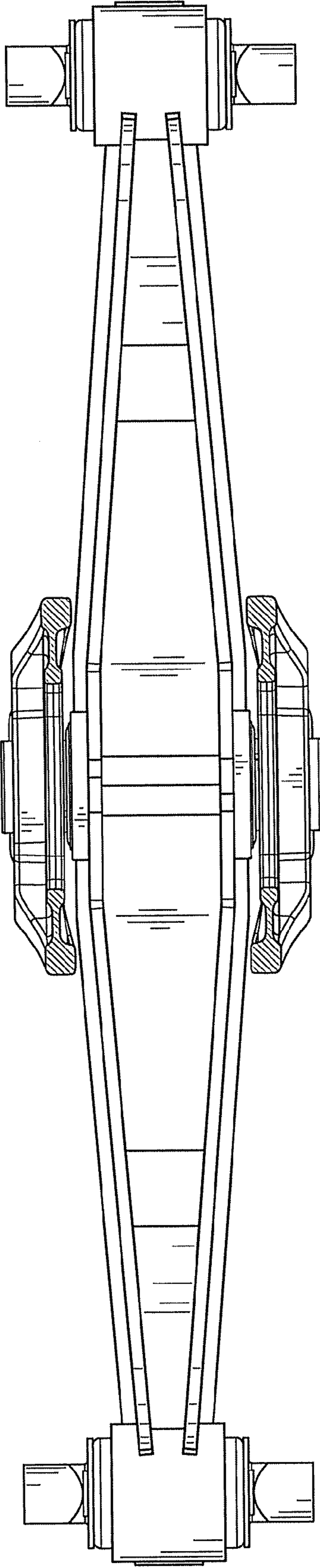


FIG. 52

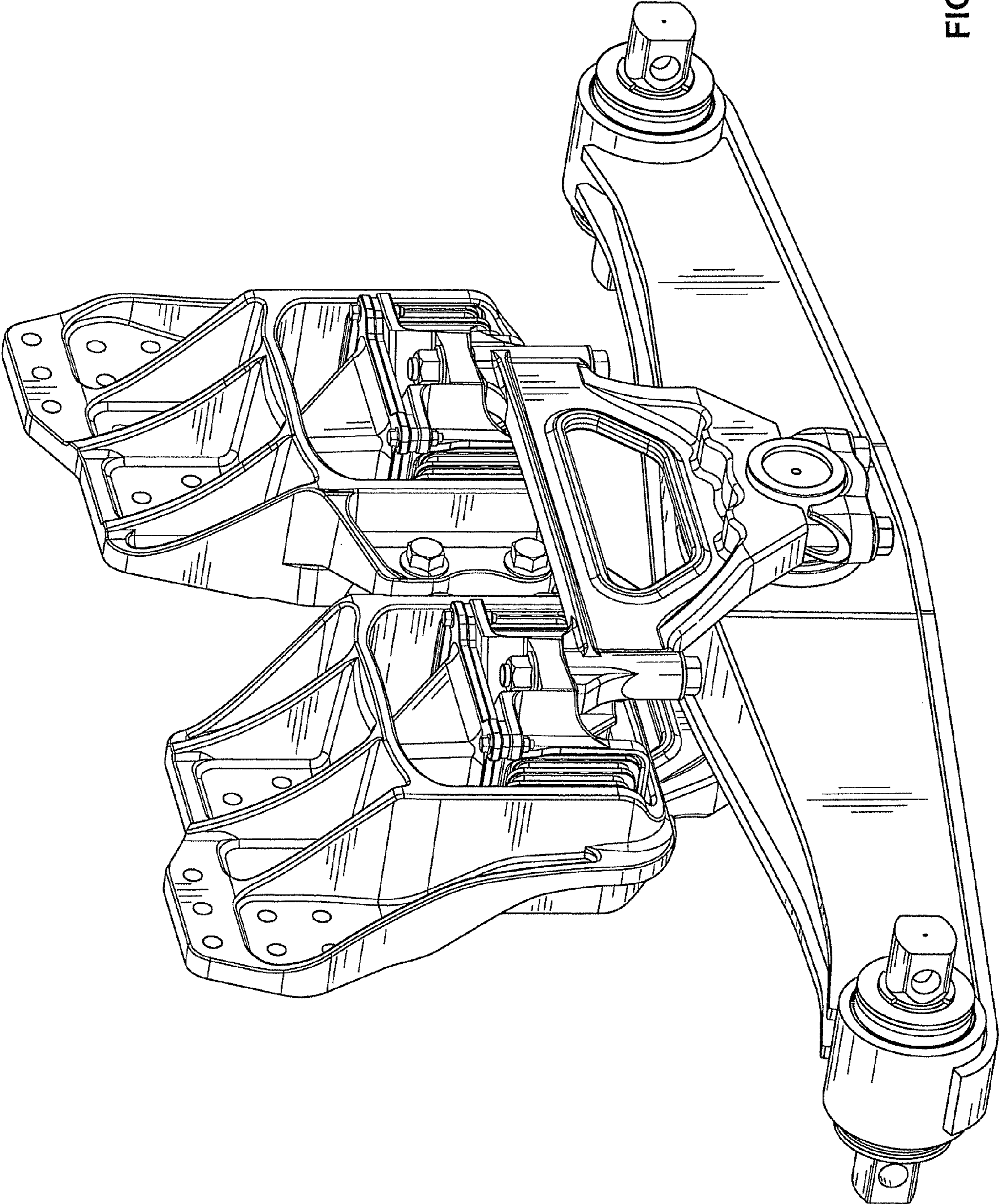


FIG. 53



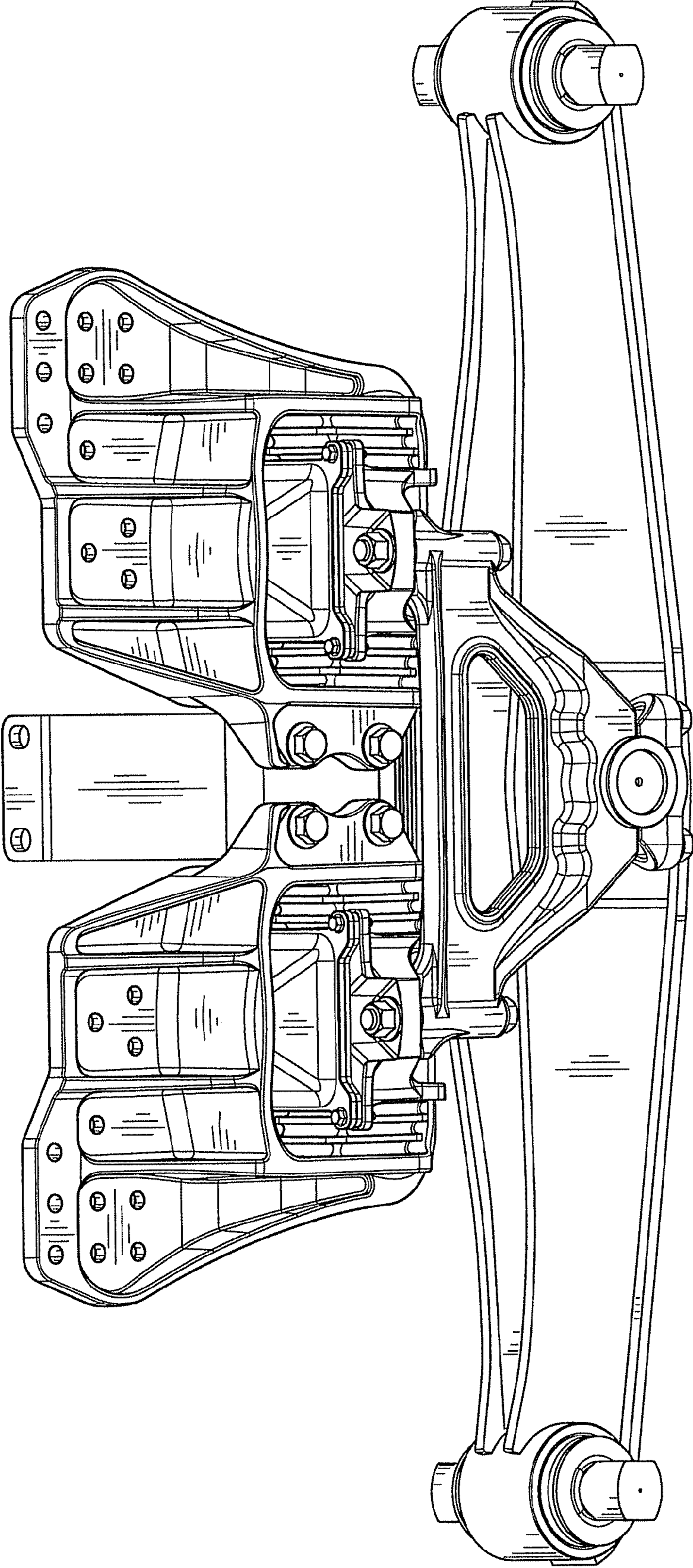


FIG. 54

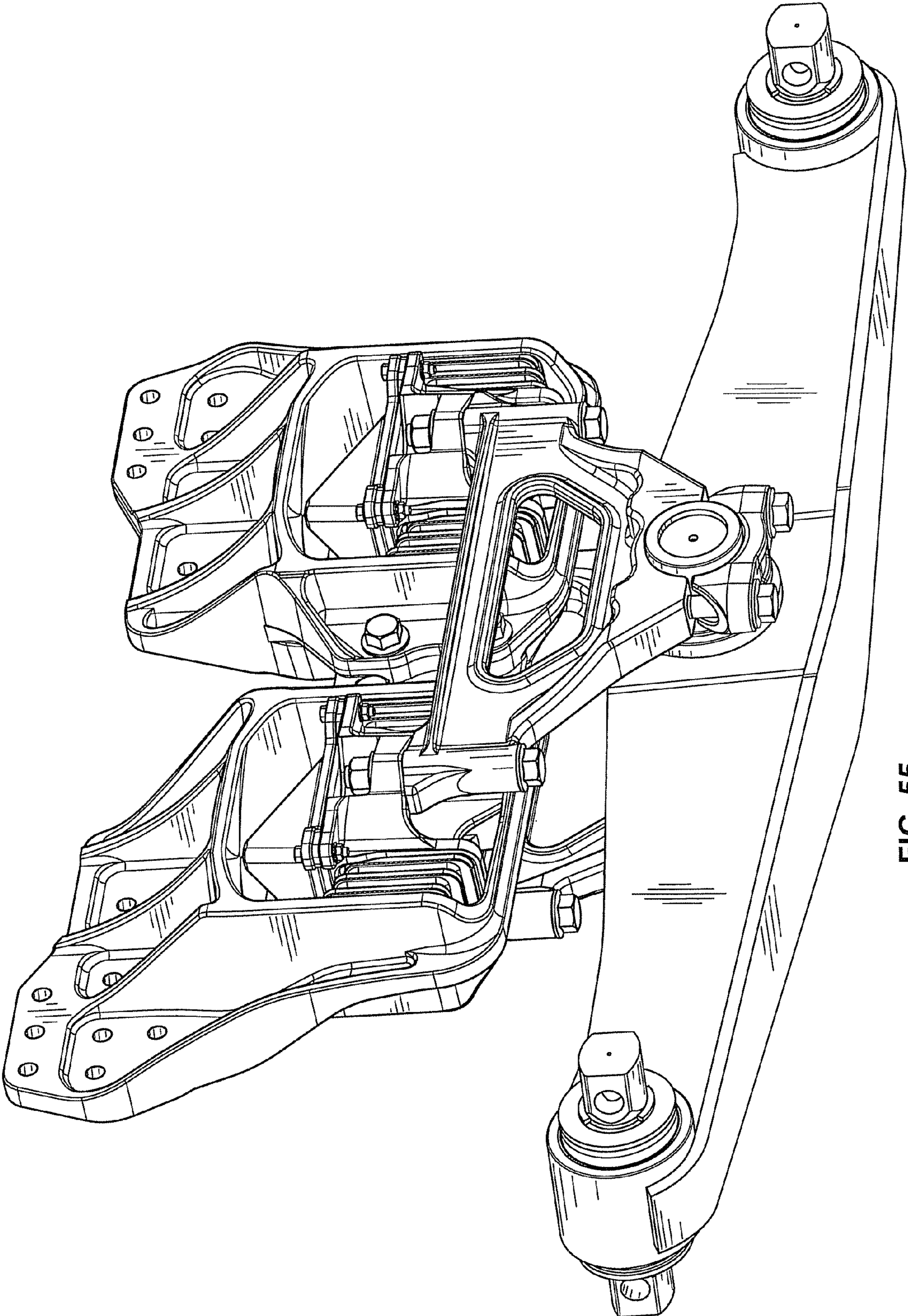


FIG. 55

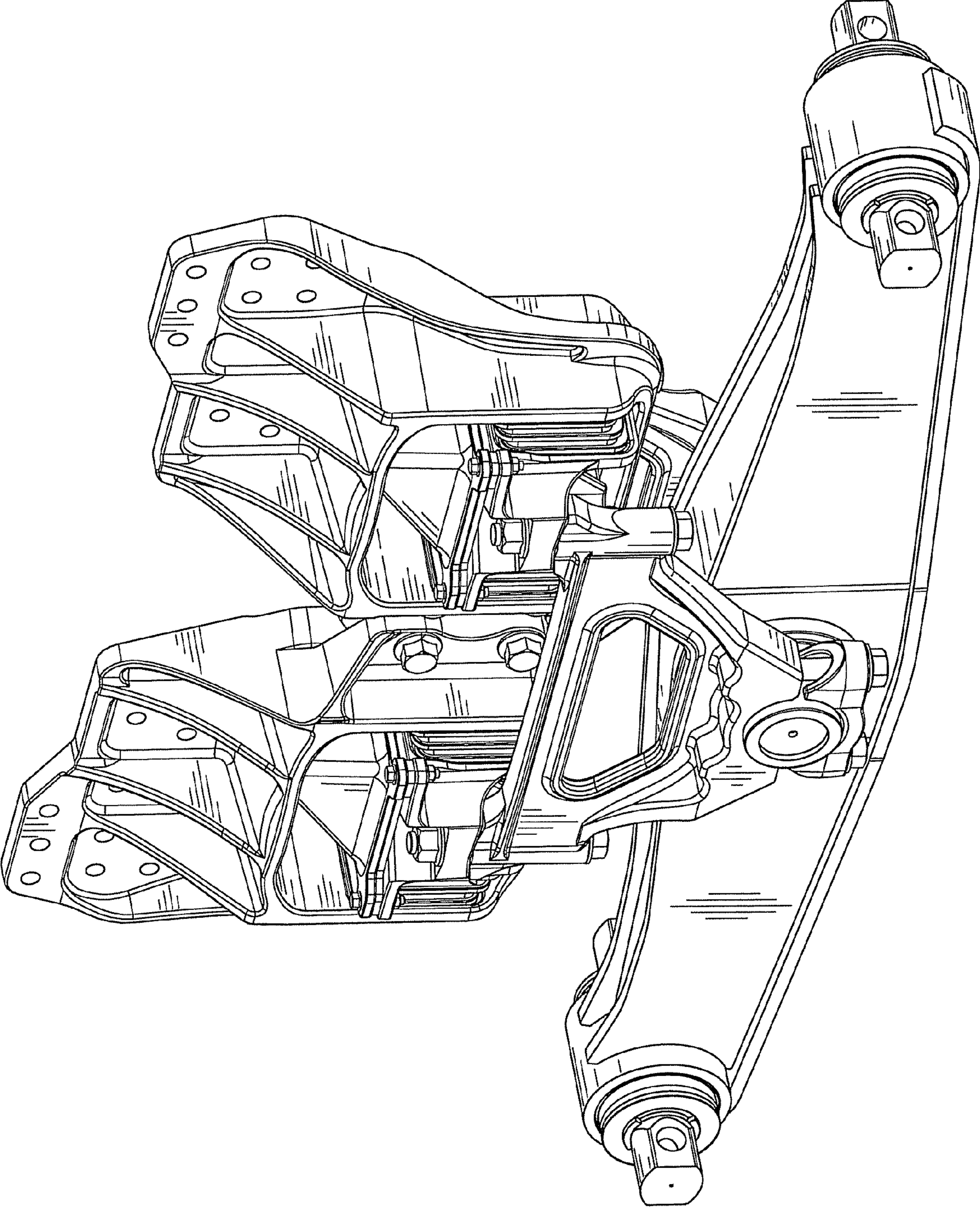


FIG. 56

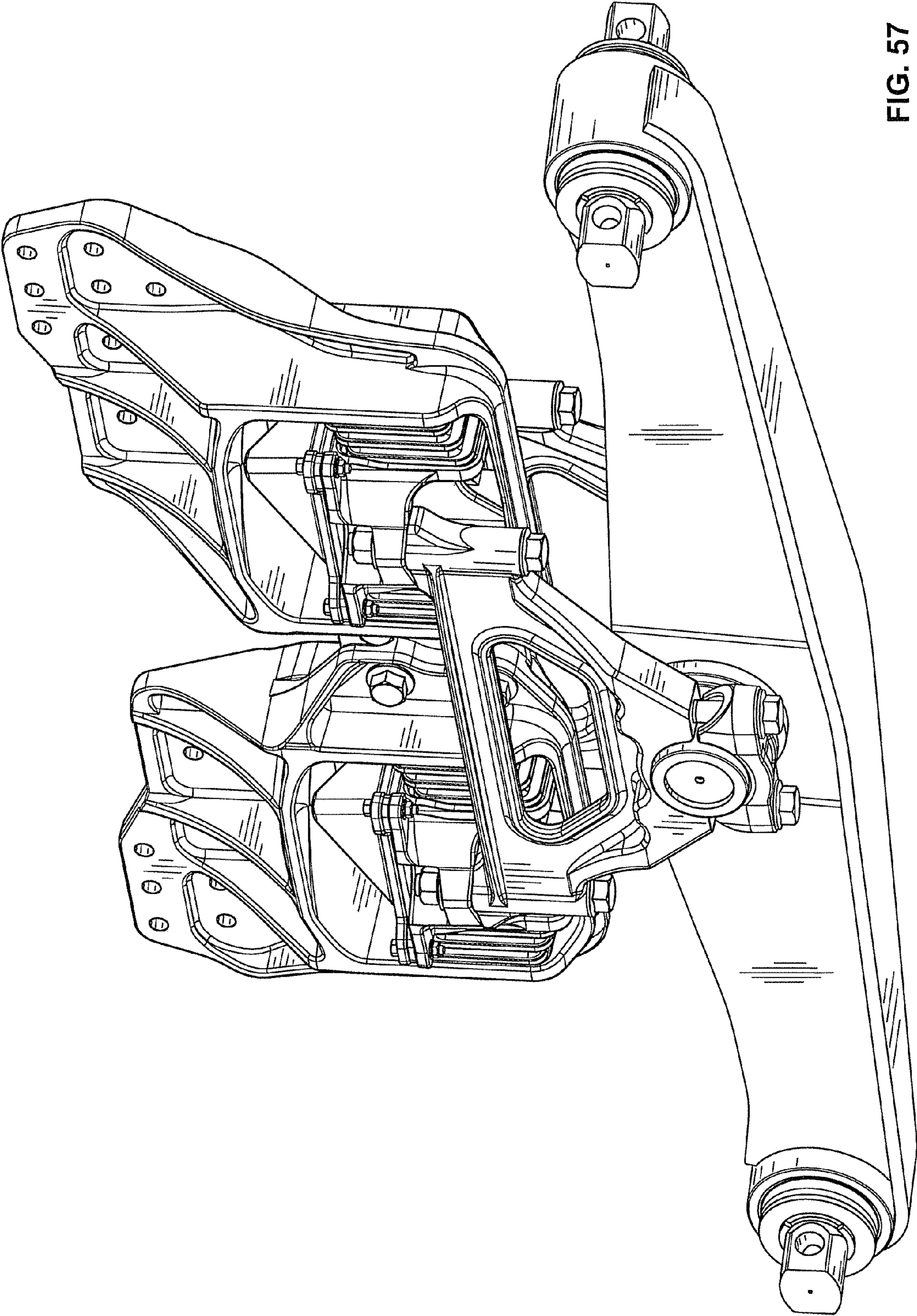


FIG. 57

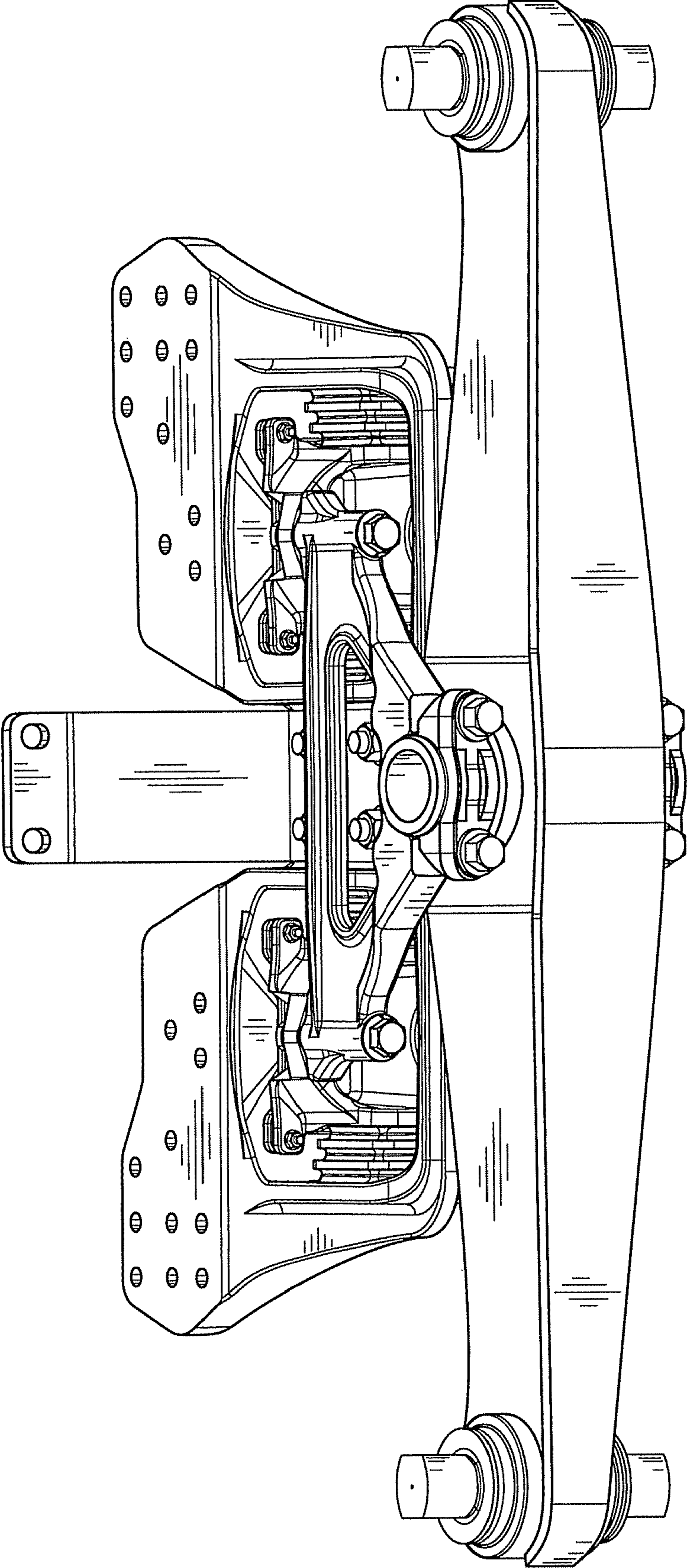


FIG. 58

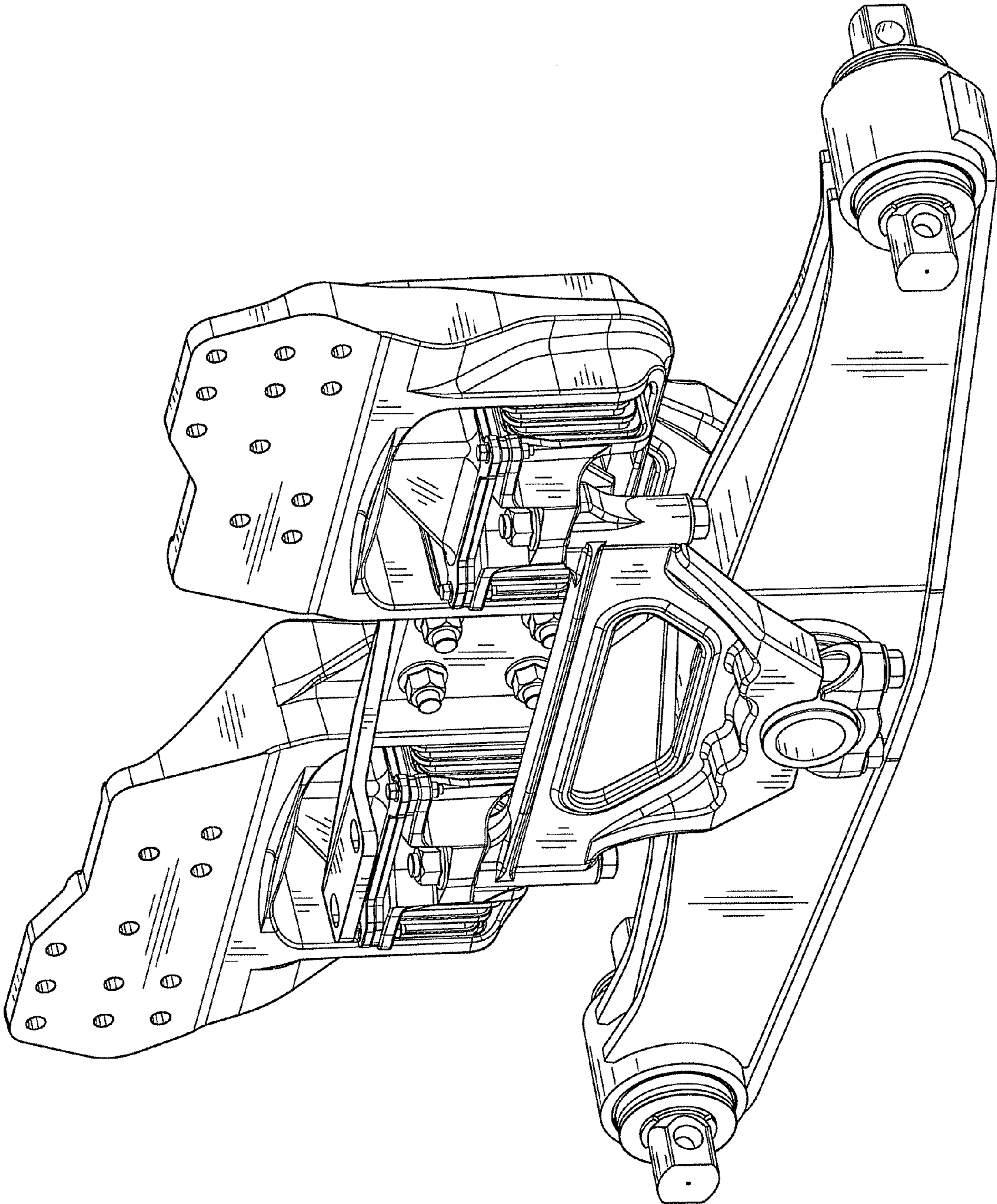


FIG. 59

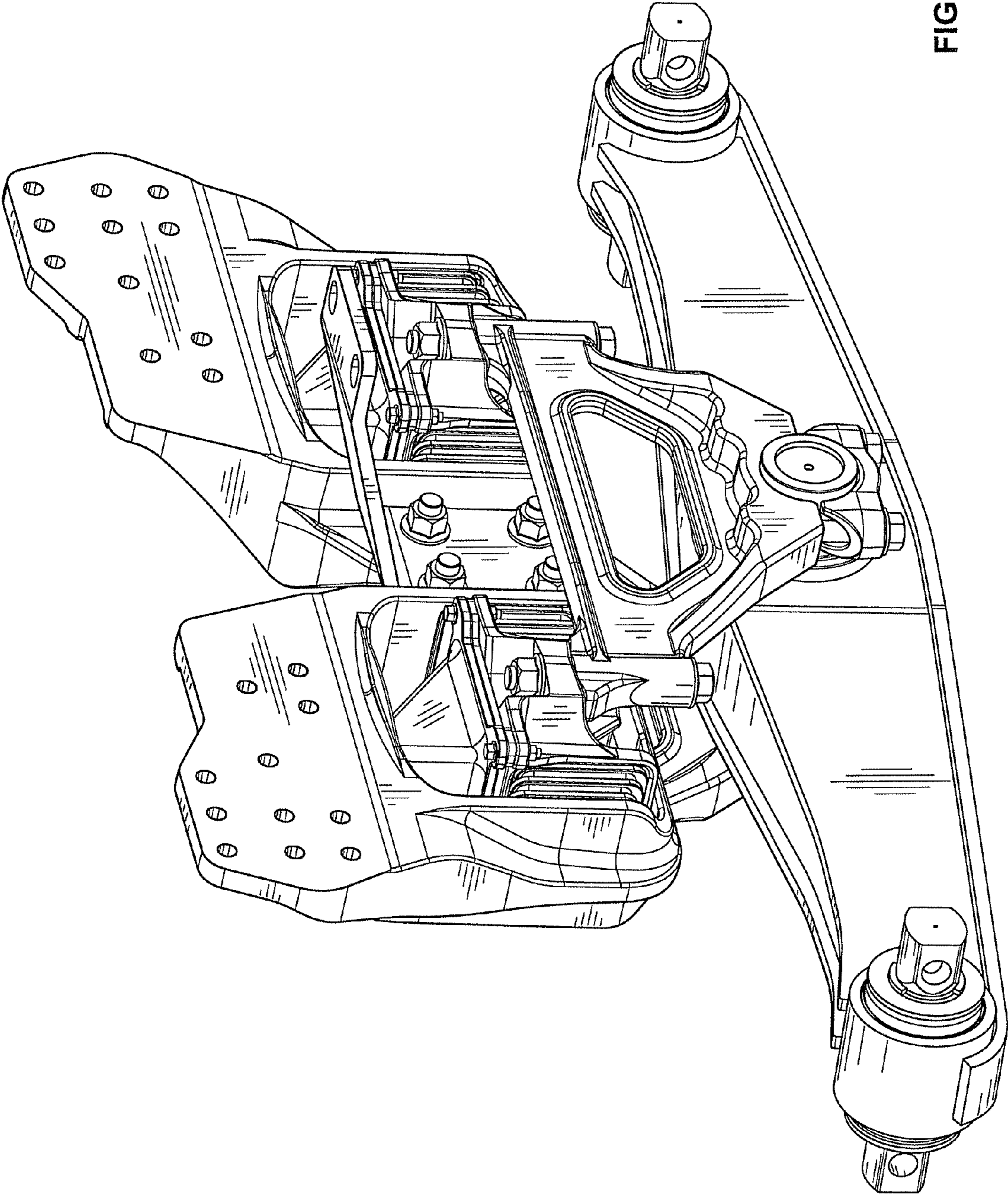


FIG. 60