



US00D672285S

(12) **United States Design Patent**  
**Jauch Paganetti et al.**

(10) **Patent No.:** **US D672,285 S**

(45) **Date of Patent:** **\*\* Dec. 11, 2012**

(54) **VEHICLE, TOY, AND/OR REPLICAS  
THEREOF**

(75) Inventors: **Michele Jauch Paganetti**, Stuttgart  
(DE); **Steffen Koehl**, Stuttgart (DE);  
**Robert Oliver Samson**, Stuttgart (DE)

(73) Assignee: **Daimler AG**, Stuttgart (DE)

(\*\*) Term: **14 Years**

(21) Appl. No.: **29/405,872**

(22) Filed: **Nov. 8, 2011**

(30) **Foreign Application Priority Data**

May 9, 2011 (WO) ..... 620006901

(51) **LOC (9) Cl.** ..... **12-08**

(52) **U.S. Cl.** ..... **D12/92**

(58) **Field of Classification Search** ..... D12/86,  
D12/90-92, 88; D21/424, 433, 434; 296/181.1,  
296/181.5

See application file for complete search history.

(56) **References Cited**

U.S. PATENT DOCUMENTS

D552,015 S \* 10/2007 Pfeiffer ..... D12/92  
D664,070 S \* 7/2012 Futschik et al. .... D12/92  
D664,474 S \* 7/2012 Stoschek et al. .... D12/92

\* cited by examiner

*Primary Examiner* — Melody N Brown

(74) *Attorney, Agent, or Firm* — Crowell & Moring LLP

(57) **CLAIM**

The ornamental design for a vehicle, toy, and/or replicas thereof, as shown and described.

**DESCRIPTION**

FIG. 1 is a left, front perspective view of a vehicle, toy, and/or replicas thereof according to our design, the right, front perspective view being mirror symmetrical;

FIG. 2 is a left, rear perspective view thereof, the right, rear perspective view being mirror symmetrical;

FIG. 3 is a right side view thereof;


FIG. 4 is a left side view thereof;

FIG. 5 is a front view thereof; and,

FIG. 6 is a rear view thereof.

The broken lines are for illustrative purposes only and form no part of the claimed design.

**1 Claim, 4 Drawing Sheets**






FIG. 1




FIG. 2

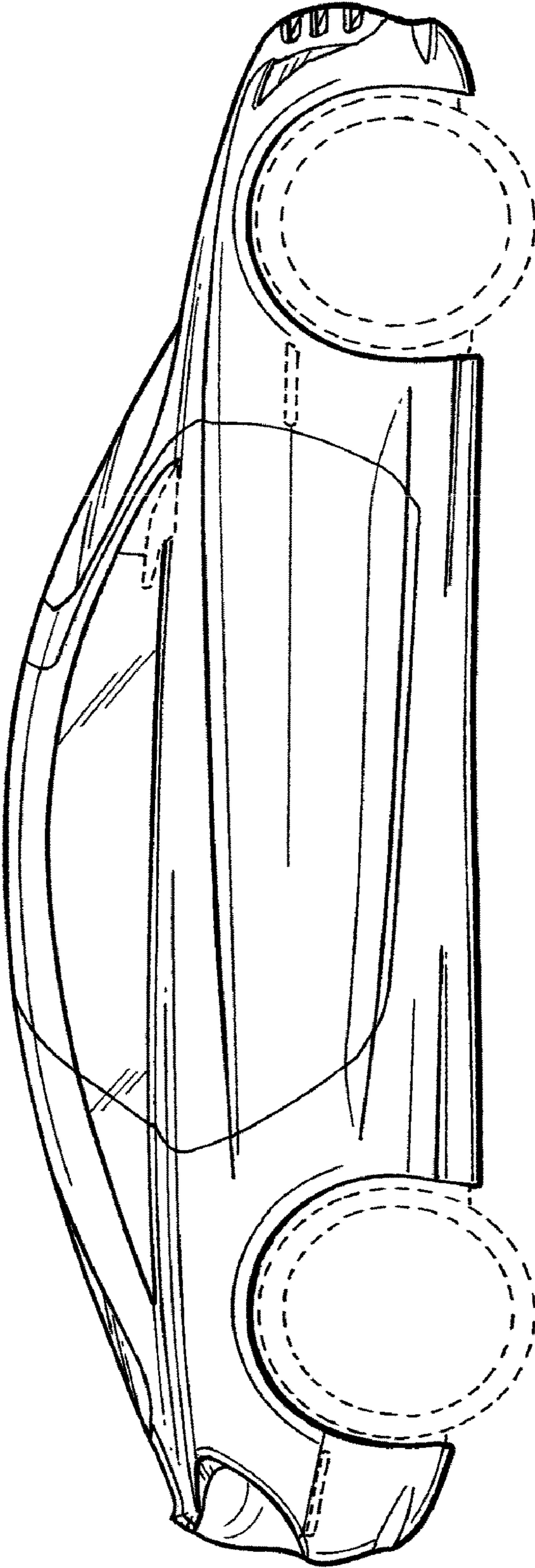




FIG. 3



FIG. 4



**FIG. 5**



**FIG. 6**