



US00D672270S

(12) **United States Design Patent**  
**Wong et al.**

(10) **Patent No.:** **US D672,270 S**

(45) **Date of Patent:** **\*\* Dec. 11, 2012**

(54) **PEAR JEWELRY SETTING**

(75) Inventors: **Tse-Kok Wong**, Hunghom (HK);  
**Lok-Sung Wong**, Hunghom (HK)

(73) Assignee: **Wing Yee Gems & Jewellery Limited**,  
Hong Kong (HK)

(\*\*) Term: **14 Years**

(21) Appl. No.: **29/422,002**

(22) Filed: **May 15, 2012**

(51) **LOC (9) Cl.** ..... **11-01**

(52) **U.S. Cl.** ..... **D11/91**

(58) **Field of Classification Search** ..... D11/1,  
D11/2, 86-91, 34-43, 79, 80, 222, 47, 75,  
D11/26-33, 56, 92; 63/12, 13, 14, 18, 26-28,  
63/29.1, 29.2, 31, 32, 1.11, 30

See application file for complete search history.

(56) **References Cited**

**U.S. PATENT DOCUMENTS**

630,197	A	*	8/1899	Dover et al.	.....	63/28
D422,935	S	*	4/2000	Chan	.....	D11/92
D445,058	S	*	7/2001	Kaplan	.....	D11/91
D460,017	S	*	7/2002	Chan	.....	D11/91
D505,092	S	*	5/2005	Kothari	.....	D11/91
D544,809	S	*	6/2007	Shah	.....	D11/91
D574,290	S	*	8/2008	Shah	.....	D11/91

D583,276	S	*	12/2008	Steshik	.....	D11/91
D632,207	S	*	2/2011	Gurfinkel	.....	D11/91
D643,767	S	*	8/2011	Kothari	.....	D11/34
D647,817	S	*	11/2011	Kothari	.....	D11/91
D657,710	S	*	4/2012	Shah	.....	D11/91

\* cited by examiner

*Primary Examiner* — Cathron Brooks

*Assistant Examiner* — Melanie Pellegrini

(74) *Attorney, Agent, or Firm* — Ostrolenk Faber LLP

(57) **CLAIM**

The ornamental design for a pear jewelry setting, as shown and described.

**DESCRIPTION**

FIG. 1 is a top plan view of a pear jewelry setting showing our new design;

FIG. 2 is a front elevational view thereof;

FIG. 3 is a rear elevational view thereof;

FIG. 4 is a left side elevational view thereof, the right side elevational view being a mirror image;


FIG. 5 is a second embodiment of a pear jewelry setting showing our new design;

FIG. 6 is a front elevational view thereof;

FIG. 7 is a rear elevational view thereof; and,

FIG. 8 is a left side elevational view thereof, the right side elevational view being a mirror image.

**1 Claim, 2 Drawing Sheets**



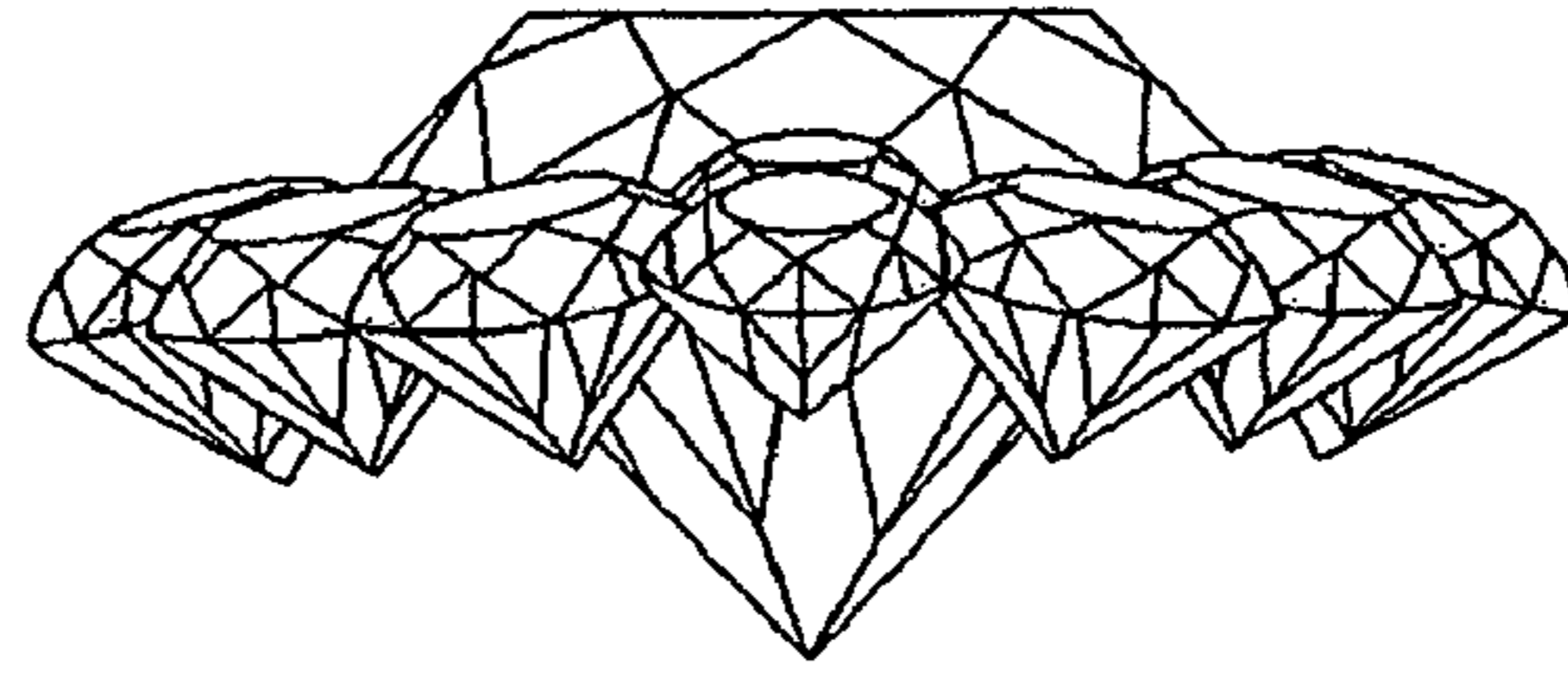


Fig. 3




Fig. 4




Fig. 1

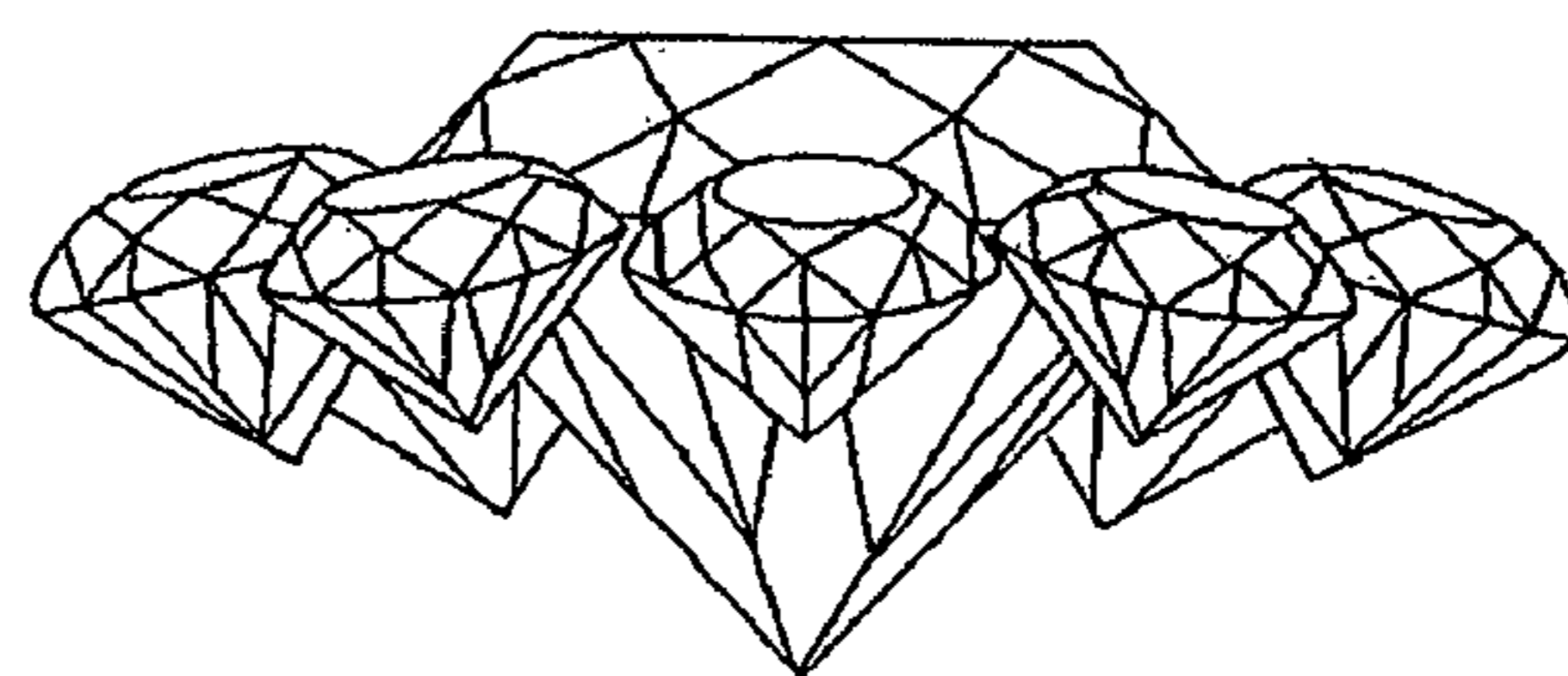


Fig. 2




Fig. 7




Fig. 8

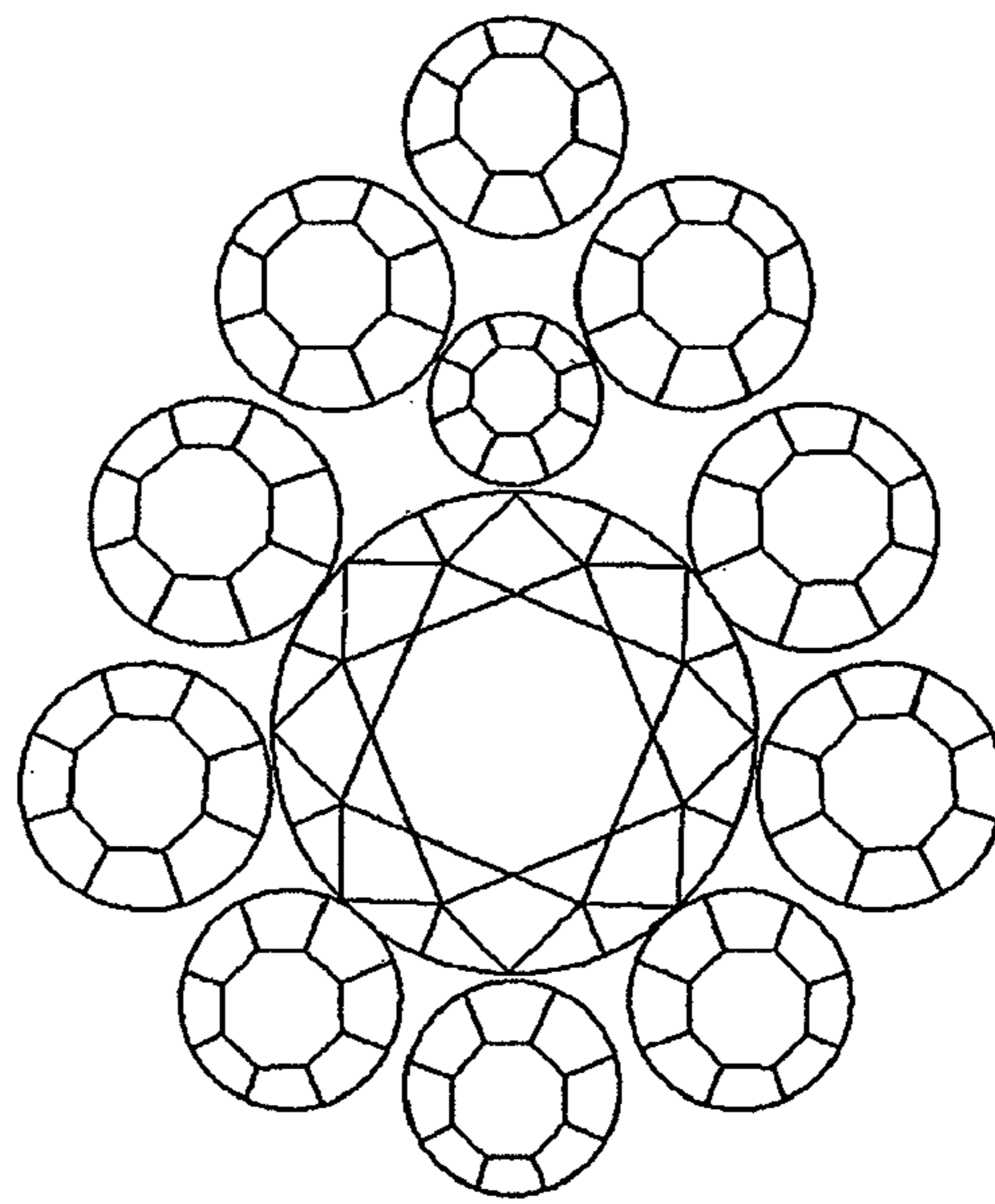


Fig. 5




Fig. 6