

US00D672266S

(12) **United States Design Patent**
Yurman

(10) **Patent No.:** **US D672,266 S**
(45) **Date of Patent:** **** Dec. 11, 2012**

- (54) **RING**
- (75) Inventor: **Evan Yurman**, New York, NY (US)
- (73) Assignee: **David Yurman IP LLC**, New York, NY (US)
- (**) Term: **14 Years**
- (21) Appl. No.: **29/419,101**
- (22) Filed: **Apr. 25, 2012**
- (51) **LOC (9) Cl.** **11-01**
- (52) **U.S. Cl.** **D11/34**
- (58) **Field of Classification Search** D11/3,
D11/26-39; 63/15, 15.1-15.4, 15.45, 15.5,
63/15.6, 15.65, 15.7, 26-28
See application file for complete search history.

- http://ec2.images-amazon.com/images/I/415wFNpXaoL._SS424_.jpg*
- <http://www.polyvore.com/cgi/img-thing?.out=jpg&size=I&tid=48196779>*
- <http://ak.buy.com/PI/0/500/218867521.jpg>*
- <http://epiphany.fashionstylist.com/cj/qvc/epiphany/epiphany-platinum-clad-diamonique-6-40ctw-pave-dome-ring-jewelry-rings-collection.jpg>*
- <http://origin.kaboodle.com/hi/img/c/0/0/11d/1/AAAADMyu-BcAAAAAAR0fCw.jpg?v=1294454257000>*
- <http://www.polyvore.com/cgi/img-thing?.out=jpg&size=I&tid=21785148>*

* cited by examiner

Primary Examiner — Cathron Brooks
Assistant Examiner — Melanie Pellegrini
(74) *Attorney, Agent, or Firm* — Davidson, Davidson & Kappel, LLC

(56) **References Cited**

U.S. PATENT DOCUMENTS

D170,526	S	*	10/1953	Del Mas	D11/26
D246,579	S	*	12/1977	Barr	D11/34
D374,411	S	*	10/1996	Ambar	D11/34
5,682,768	A	*	11/1997	Nissenbaum	63/15.1
D493,741	S	*	8/2004	Pachachi	D11/26
D555,532	S	*	11/2007	Bonoli	D11/34
D561,632	S	*	2/2008	Allin	D11/34
D629,710	S	*	12/2010	Fernandez Rives	D11/34
2010/0275652	A1	*	11/2010	Ghanimian	63/26

OTHER PUBLICATIONS

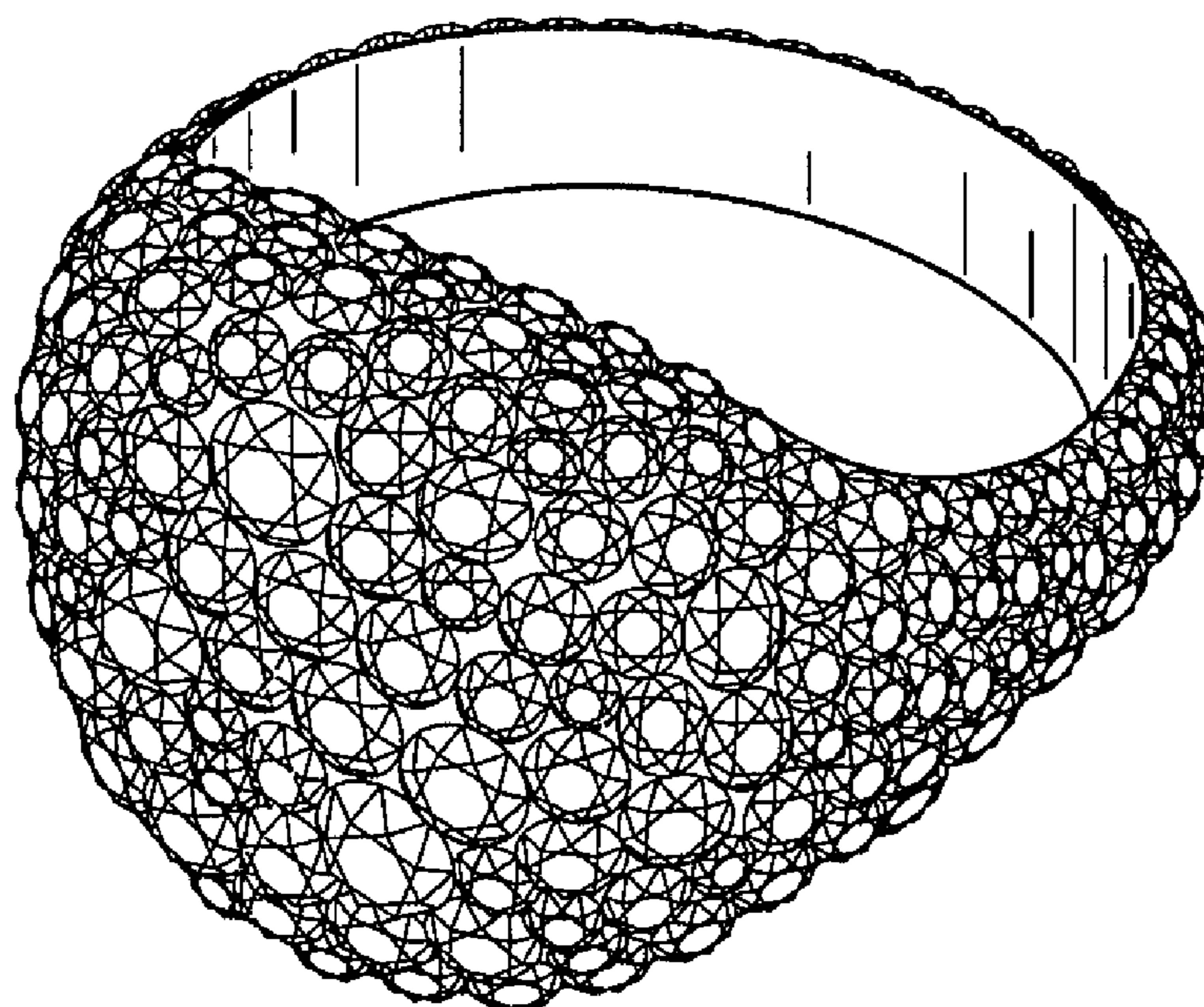
<http://dyn-images2.hsni.com/is/image/HomeShoppingNetwork/pd300/the-liza-collection-pave-dome-ring~957346.jpg>*

(57) **CLAIM**
The ornamental design for the ring, as shown and described.

DESCRIPTION

FIG. 1 is a front perspective view of the ring;
FIG. 2 is a back perspective view of the ring;
FIG. 3 is a first side view of the ring;
FIG. 4 is a second side view of the ring
FIG. 5 is a front view of the ring; and,
FIG. 6 is a back view of the ring.

1 Claim, 2 Drawing Sheets



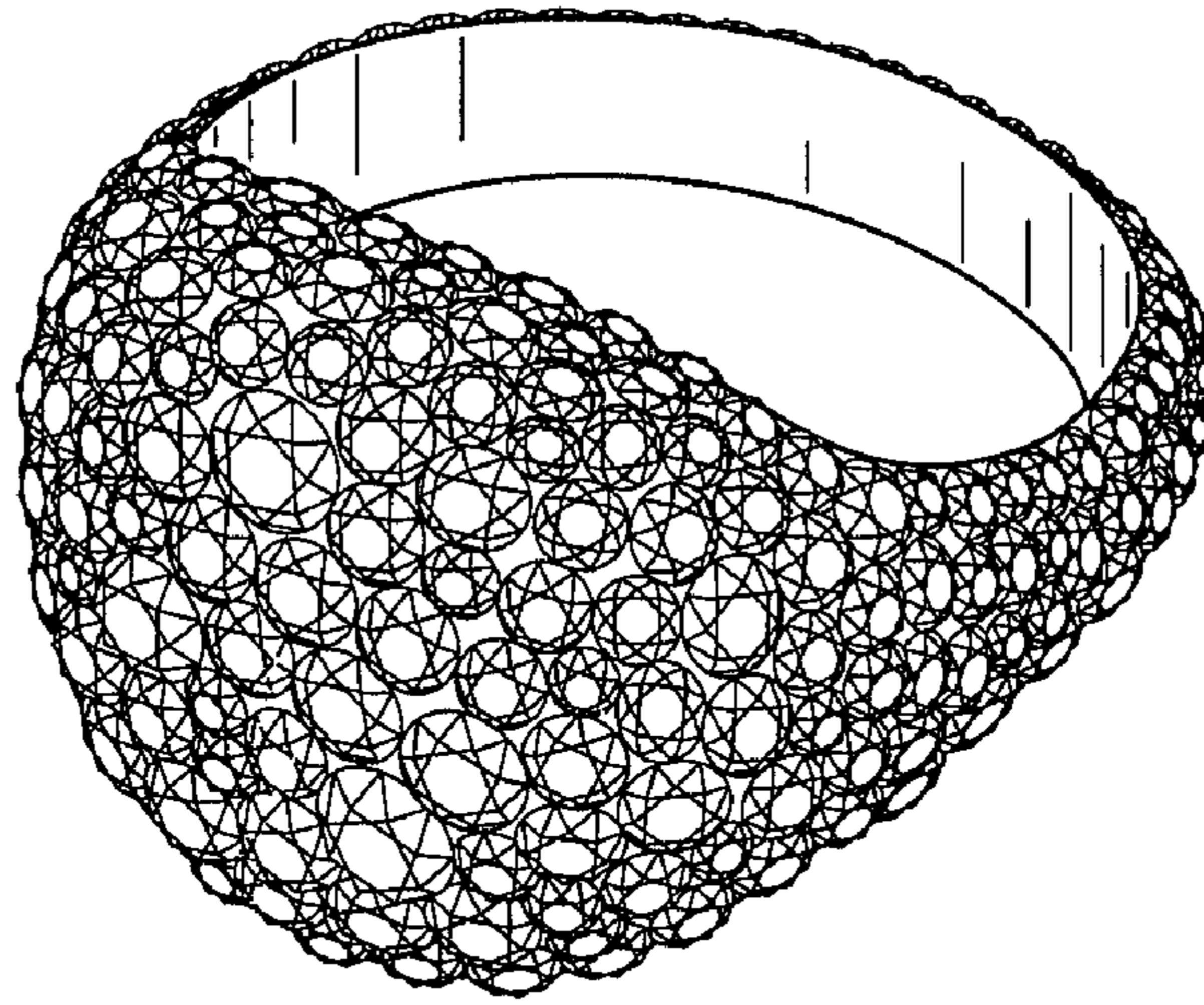


FIG. 1




FIG. 2




FIG. 3

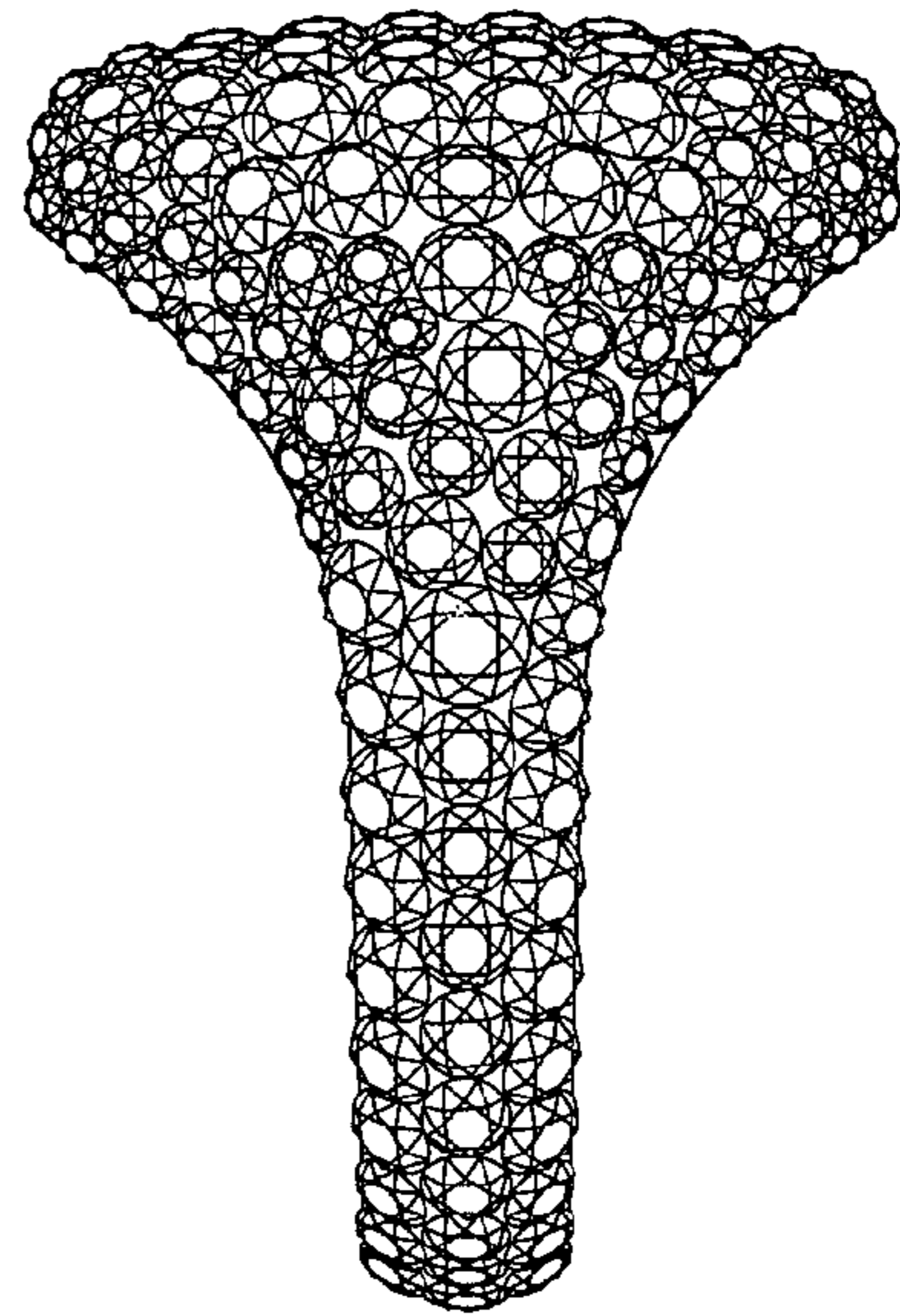


FIG. 4

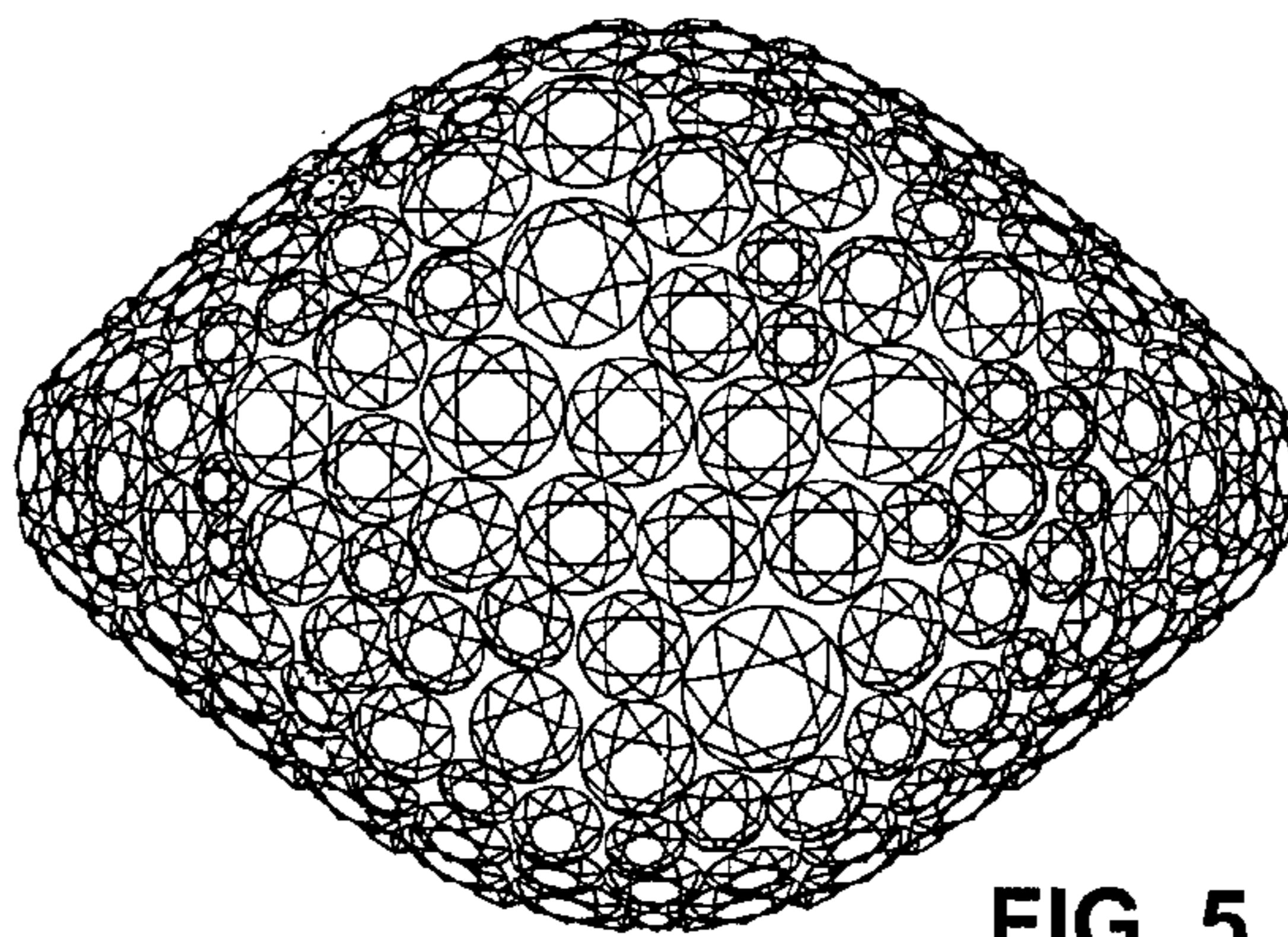


FIG. 5

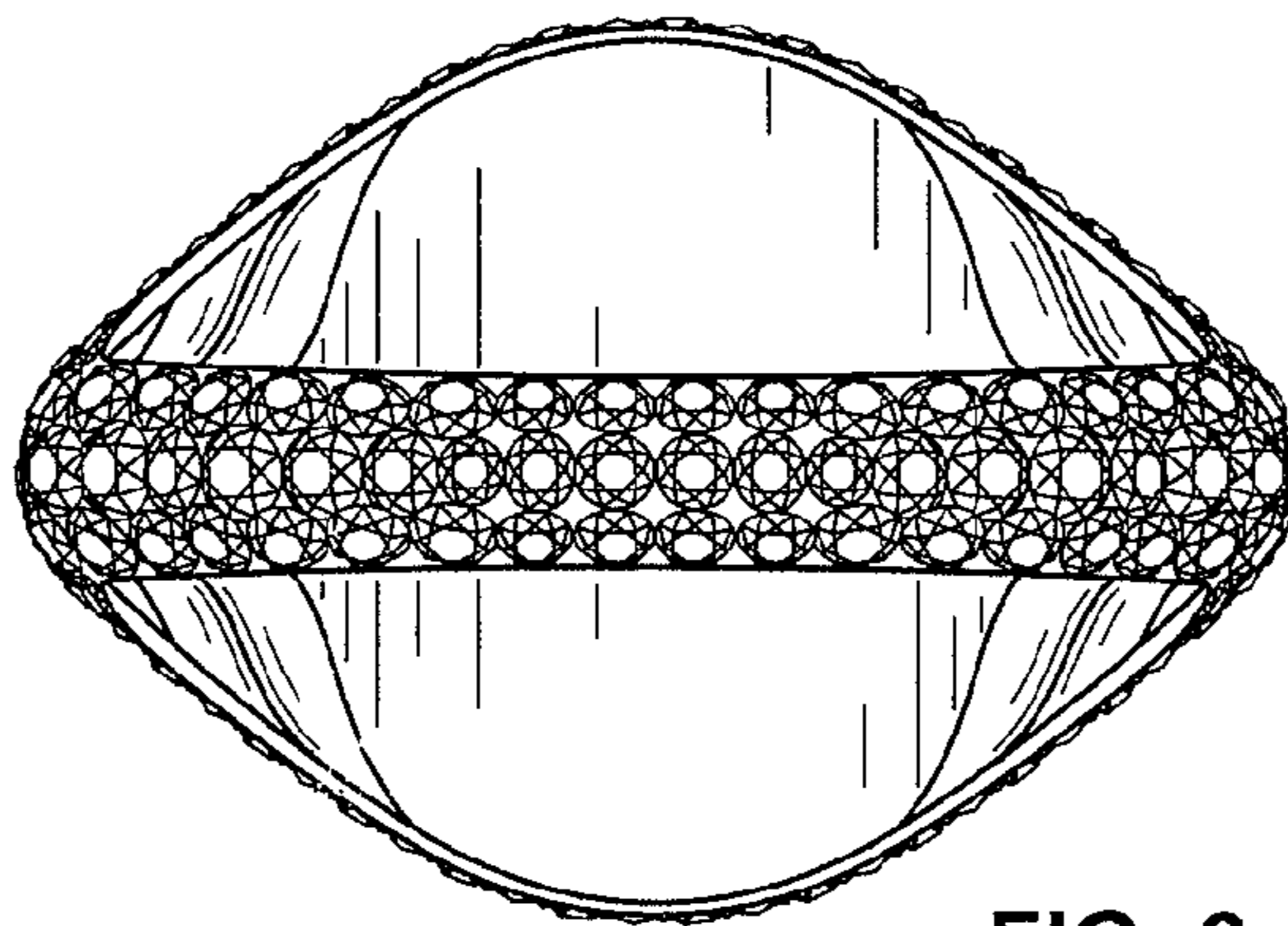


FIG. 6