



US00D672251S

(12) **United States Design Patent**
Nukuto et al.

(10) **Patent No.:** **US D672,251 S**
(45) **Date of Patent:** **** Dec. 11, 2012**

(54) **CONTAINER**

(75) Inventors: **George Ikuya Nukuto**, Wexford, PA (US); **Michael Patrick Bryant**, Warrendale, PA (US); **Michael Dennis McMahon**, Bethel Park, PA (US); **Erik Alan Holm**, Mars, PA (US); **Jonathan H. Zimmer**, Pittsburgh, PA (US)

(73) Assignee: **H.J. Heinz Company**, Pittsburgh, PA (US)

(**) Term: **14 Years**

(21) Appl. No.: **29/406,326**

(22) Filed: **Nov. 11, 2011**

(51) **LOC (9) Cl.** **09-01**

(52) **U.S. Cl.** **D9/562; D9/573; D9/574**

(58) **Field of Classification Search** D9/682-694,
D9/516, 521-522, 530, 542-544, 558, 562,
D9/565, 571-575; 215/382-384; 220/660,
220/669, 675

See application file for complete search history.

(56) **References Cited**

U.S. PATENT DOCUMENTS

D20,830 S	6/1891	Heinz	
D43,137 S	10/1912	Eichhorn	
D43,437 S	1/1913	Sanford	
D44,764 S	10/1913	Haley	
D46,131 S	7/1914	Lusk	
D46,655 S	11/1914	Ball	
D67,264 S	5/1925	Bromley	
D84,682 S *	7/1931	Davis	D9/562
D86,408 S	3/1932	Piazzoli	
D87,167 S	6/1932	Noble	
D87,401 S	7/1932	Nitardy	
D92,424 S	6/1934	Piazzoli	
D94,416 S	1/1935	Green	
D99,064 S *	3/1936	Bicks	D9/562
D101,392 S *	9/1936	Oestreich	D9/562 X
D104,339 S *	5/1937	Bocklage	D9/562

D106,017 S *	9/1937	Conner	D9/562 X
D108,778 S *	3/1938	Clevenger	D9/562
D113,434 S	2/1939	Petty	
D114,557 S	5/1939	Nitardy	
D115,054 S *	5/1939	Smith	D9/562
D118,381 S *	1/1940	McIntosh	D9/572 X
D125,920 S	3/1941	Lundy	
D175,676 S *	9/1955	Funkey	D9/542
D201,400 S	6/1965	Kneeland	
D213,038 S	12/1968	Pettengill	
D220,869 S	6/1971	Kretz	
D237,445 S	11/1975	Schweizer	
3,923,178 A	12/1975	Welker, III	
D242,223 S	11/1976	Welker, III	
D249,866 S	10/1978	Felix	
D255,217 S	6/1980	Plummer	
D277,543 S *	2/1985	Mansau	D9/544 X
D283,306 S	4/1986	Davis	
D291,283 S	8/1987	Taylor	
D291,284 S	8/1987	Taylor	
D292,275 S *	10/1987	Windett	D9/544 X
D302,248 S *	7/1989	Sala	D9/573
D302,249 S *	7/1989	Sala	D9/571

(Continued)

Primary Examiner — Carol P Rademaker

(74) *Attorney, Agent, or Firm* — Duane Morris LLP

(57) **CLAIM**

The ornamental design for a container, as shown and described.

DESCRIPTION

FIG. 1 is a top, front, left side perspective view of the container;

FIG. 2 is a front elevational view thereof;

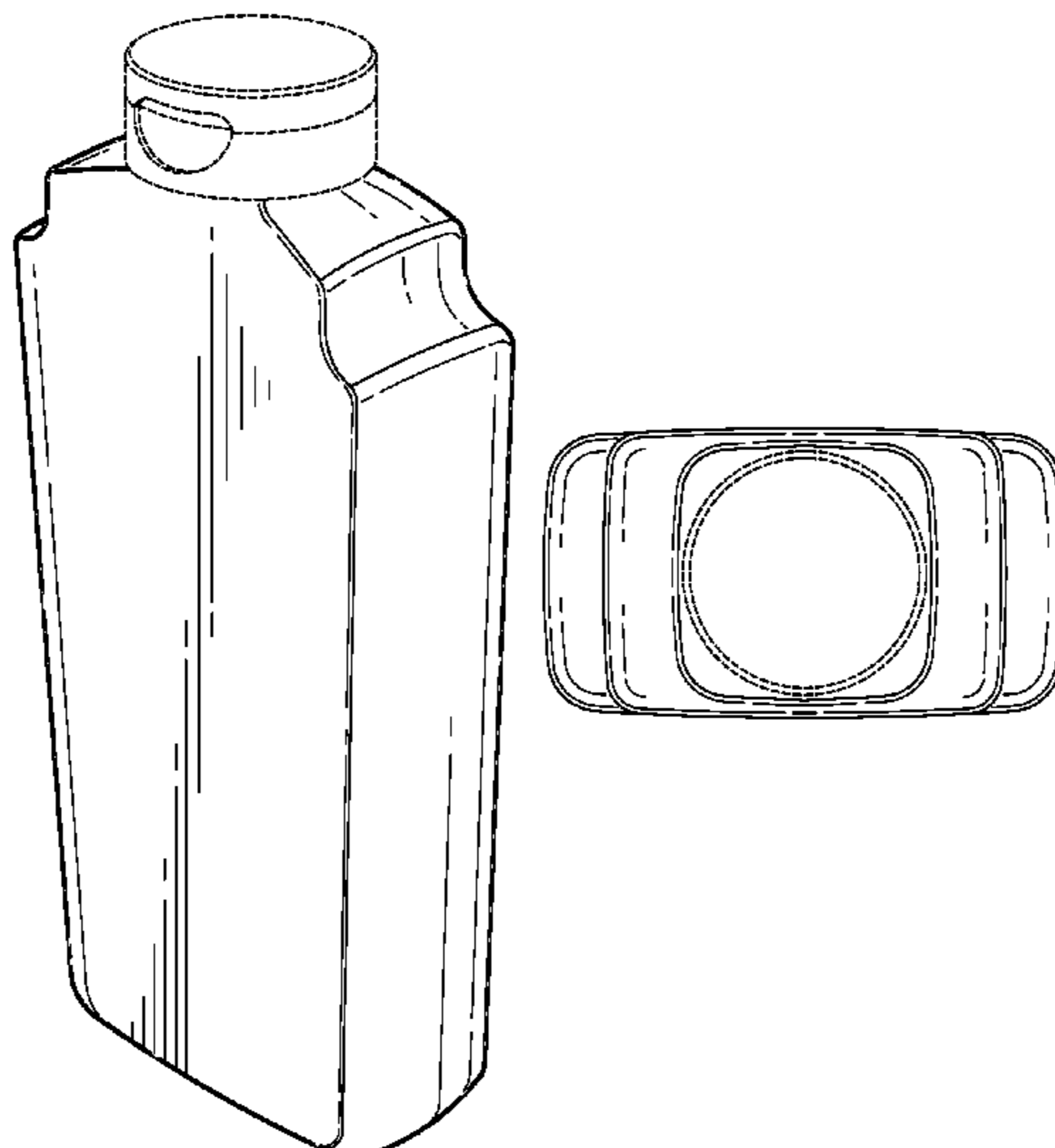
FIG. 3 is a right side elevational view thereof, the left side elevational view being a mirror image thereof;

FIG. 4 is a top plan view thereof; and,

FIG. 5 is a bottom plan view thereof.

The broken lines shown in the drawings are included for the purpose of illustrating environmental structure and form no part of the claimed design.

1 Claim, 5 Drawing Sheets



US D672,251 S

Page 2

U.S. PATENT DOCUMENTS

D308,483 S	6/1990	Weckman		D446,128 S	8/2001	Adee et al.	
D310,631 S	9/1990	Davis et al.		D446,729 S	8/2001	Renella et al.	
D310,964 S	10/1990	Weckman		D446,730 S	8/2001	Adee et al.	
D320,554 S	10/1991	Van Dine et al.		D447,940 S *	9/2001	Quensel et al.	D9/562 X
D328,569 S *	8/1992	Spelling	D9/574 X	D450,596 S	11/2001	Adee et al.	
D333,619 S *	3/1993	Lemahieu	D9/573	D480,315 S	10/2003	Sadeghi et al.	
D356,038 S *	3/1995	Biesecker	D9/558	D542,136 S	5/2007	Lilico	
D360,363 S *	7/1995	Minale	D9/574 X	D542,143 S	5/2007	Philips et al.	
D361,270 S *	8/1995	Schneider et al.	D9/571	D555,500 S	11/2007	Johnston et al.	
D365,991 S *	1/1996	Varlet	D9/544 X	D556,597 S	12/2007	Feen	
D367,613 S	3/1996	Weiler		D576,040 S *	9/2008	Martins, Jr.	D9/562 X
D369,979 S	5/1996	Krampe et al.		D581,803 S	12/2008	Lepoitevin	
D375,900 S	11/1996	DeVore		D584,634 S	1/2009	Perez et al.	
D384,890 S	10/1997	Goldman		D584,635 S	1/2009	Montgomery	
D405,700 S *	2/1999	Chae	D9/573	D585,755 S	2/2009	Dodge et al.	
5,996,850 A *	12/1999	Morali et al.	222/212 X	D597,409 S	8/2009	Ruybal	
D418,760 S	1/2000	Blank		D608,652 S	1/2010	Eisen	
D423,361 S *	4/2000	Negre	D9/521	D619,469 S *	7/2010	Volek	D9/542
D427,914 S	7/2000	Croft et al.		8,016,162 B2	9/2011	Cleary et al.	
D446,127 S	8/2001	Adee et al.					

* cited by examiner

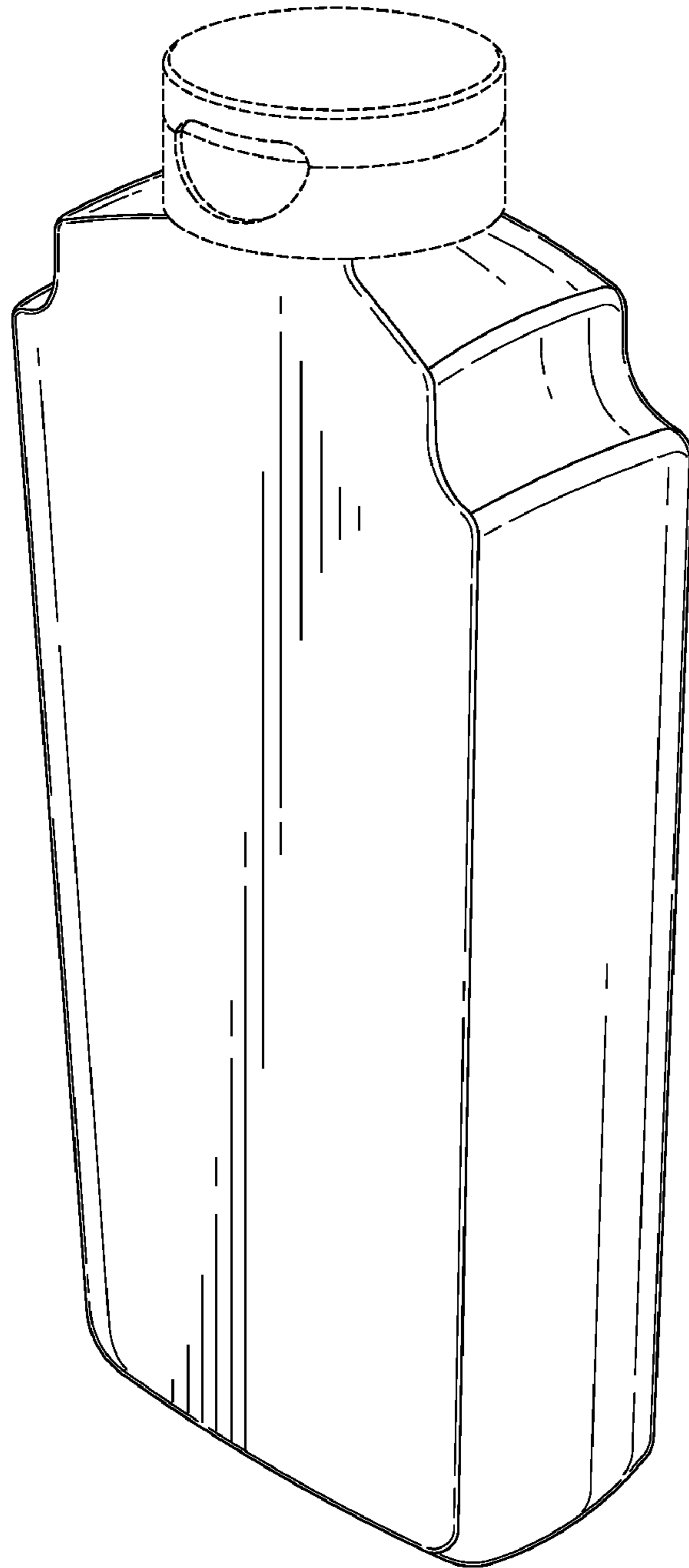


FIG. 1

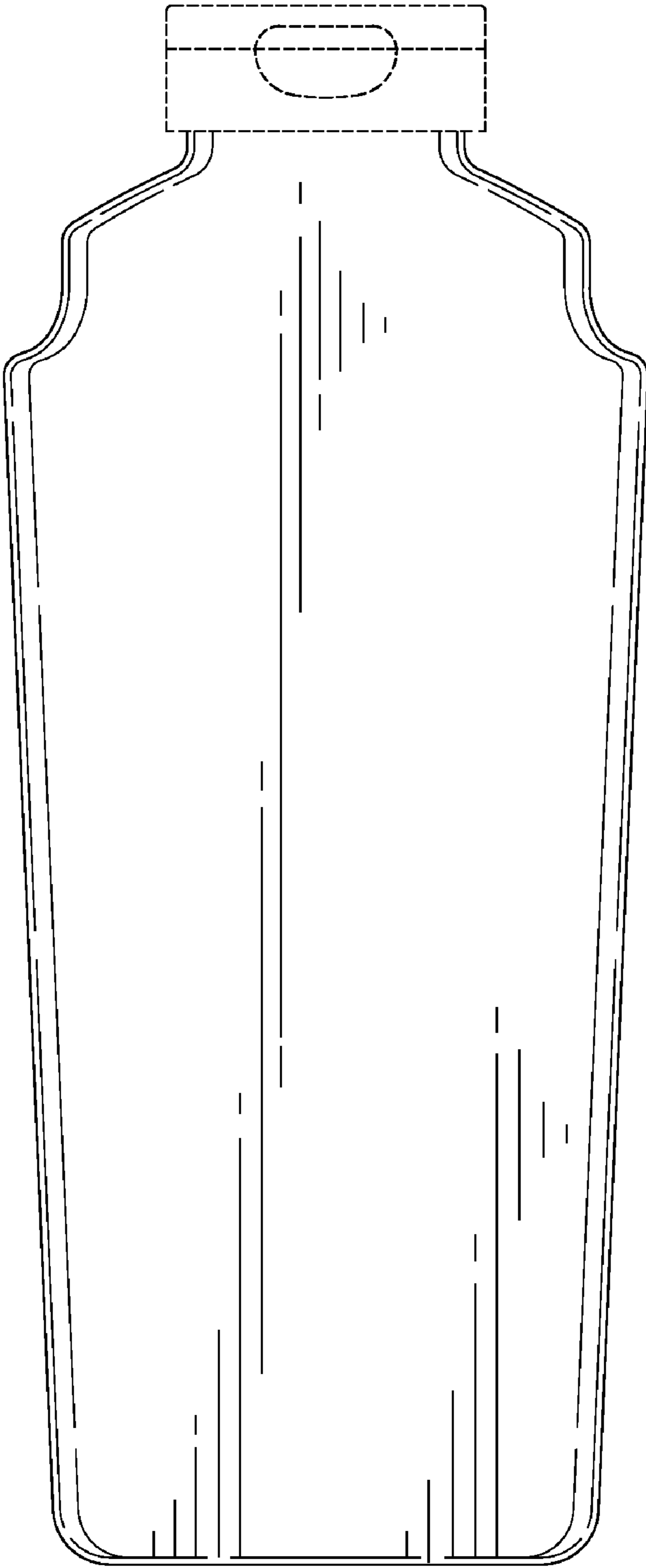


FIG. 2




FIG. 3

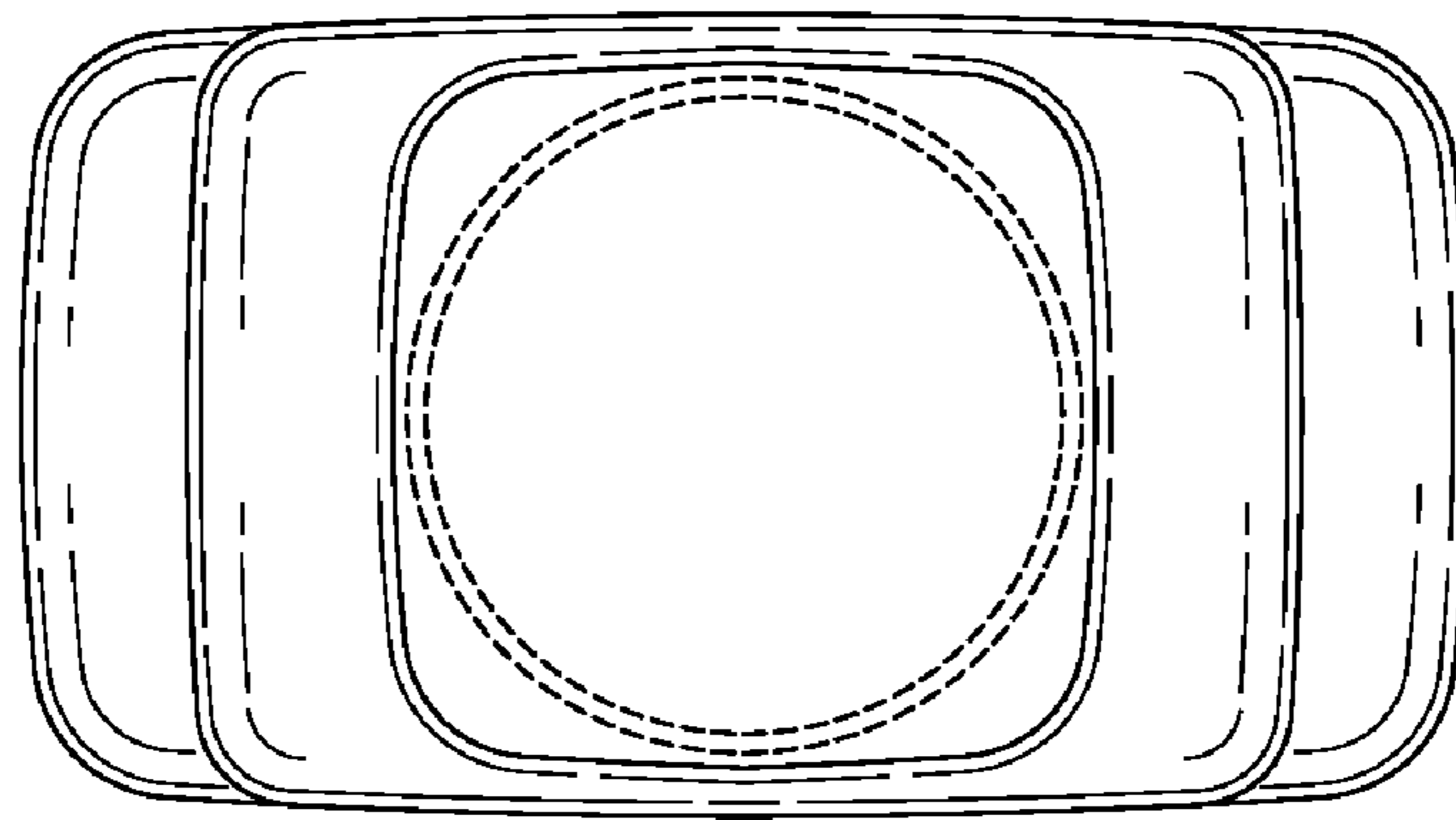


FIG. 4




FIG. 5