

US00D672242S

(12) **United States Design Patent**  
**Lee**

(10) **Patent No.:** **US D672,242 S**  
(45) **Date of Patent:** **\*\* Dec. 11, 2012**

(54) **POCKET SQUARE AND TIE HOLDER**

(76) Inventor: **In Y. Lee**, Flushing, NY (US)

(\*\*) Term: **14 Years**

(21) Appl. No.: **29/418,663**

(22) Filed: **Apr. 19, 2012**

(51) **LOC (9) Cl.** ..... **09-03**

(52) **U.S. Cl.** ..... **D9/457**

(58) **Field of Classification Search** ..... D6/315,  
D6/320, 325, 327; D9/434, 457; D3/247;  
D28/40, 42; 2/144-157, 304; D19/3; 24/66.2;  
132/277, 278; 223/85-98; 229/72, 80.5,  
229/82

See application file for complete search history.

(56) **References Cited**

**U.S. PATENT DOCUMENTS**

|           |     |         |            |          |
|-----------|-----|---------|------------|----------|
| 581,019   | A * | 4/1897  | Criswell   | 229/72   |
| 595,747   | A * | 12/1897 | Weber      | 229/72   |
| 673,471   | A * | 5/1901  | McCord     | 229/92   |
| 712,465   | A * | 10/1902 | Stormfels  | 229/81   |
| 911,794   | A * | 2/1909  | Williams   | 206/312  |
| 1,185,767 | A * | 6/1916  | Cather     | 229/75   |
| 1,589,713 | A * | 6/1926  | Overly     | 229/72   |
| 1,805,968 | A * | 5/1931  | Bianco     | 2/146    |
| 1,960,145 | A * | 5/1934  | Edelheit   | 2/145    |
| 2,192,379 | A * | 3/1940  | Ingleby    | 24/66.2  |
| 2,195,594 | A * | 4/1940  | Kreisler   | 24/58    |
| 2,263,258 | A * | 11/1941 | Boland     | 2/146    |
| 2,445,239 | A * | 7/1948  | Owen       | 24/66.2  |
| 2,465,787 | A * | 3/1949  | Bliek      | 24/66.2  |
| 2,472,190 | A * | 6/1949  | Bievenouer | 24/66.4  |
| D161,664  | S * | 1/1951  | Vaughn     | D28/37   |
| 2,553,370 | A * | 5/1951  | Huppert    | 132/278  |
| 2,589,036 | A * | 3/1952  | Bender     | 24/66.4  |
| 2,747,192 | A * | 5/1956  | Katz       | 2/46     |
| 2,790,221 | A * | 4/1957  | Mayer      | 24/66.13 |
| 2,915,174 | A * | 12/1959 | Barnhart   | 206/295  |
| 3,042,983 | A * | 7/1962  | Riedler    | 24/66.2  |
| 3,467,993 | A * | 9/1969  | Smith      | 24/50    |

|              |      |        |                |          |
|--------------|------|--------|----------------|----------|
| 3,678,946    | A *  | 7/1972 | Katz           | 132/278  |
| D238,574     | S *  | 1/1976 | Waston         | D19/3    |
| 4,827,536    | A *  | 5/1989 | Sung           | 2/145    |
| 5,031,285    | A *  | 7/1991 | Wallo          | 24/66.2  |
| D368,573     | S *  | 4/1996 | Pehr           | D2/609   |
| D391,157     | S *  | 2/1998 | Snitzer et al. | D9/415   |
| 5,802,678    | A *  | 9/1998 | Puente         | 24/49.1  |
| 5,953,755    | A *  | 9/1999 | Barylski       | 2/148    |
| 7,334,719    | B1 * | 2/2008 | Fisher         | 229/80.5 |
| 2005/0138779 | A1 * | 6/2005 | Rudenko        | 24/66.4  |
| 2005/0188508 | A1 * | 9/2005 | Kim            | 24/17 A  |
| 2006/0010560 | A1 * | 1/2006 | Kim            | 2/144    |
| 2008/0223885 | A1 * | 9/2008 | Ford et al.    | 223/87   |

**FOREIGN PATENT DOCUMENTS**

|    |               |      |        |
|----|---------------|------|--------|
| JP | 2006052509    | A *  | 2/2006 |
| WO | WO 2007100242 | A1 * | 9/2007 |

\* cited by examiner

*Primary Examiner* — Stella Reid

*Assistant Examiner* — Lauren Calve

(74) *Attorney, Agent, or Firm* — Notaro, Michalos & Zaccaria P.C.

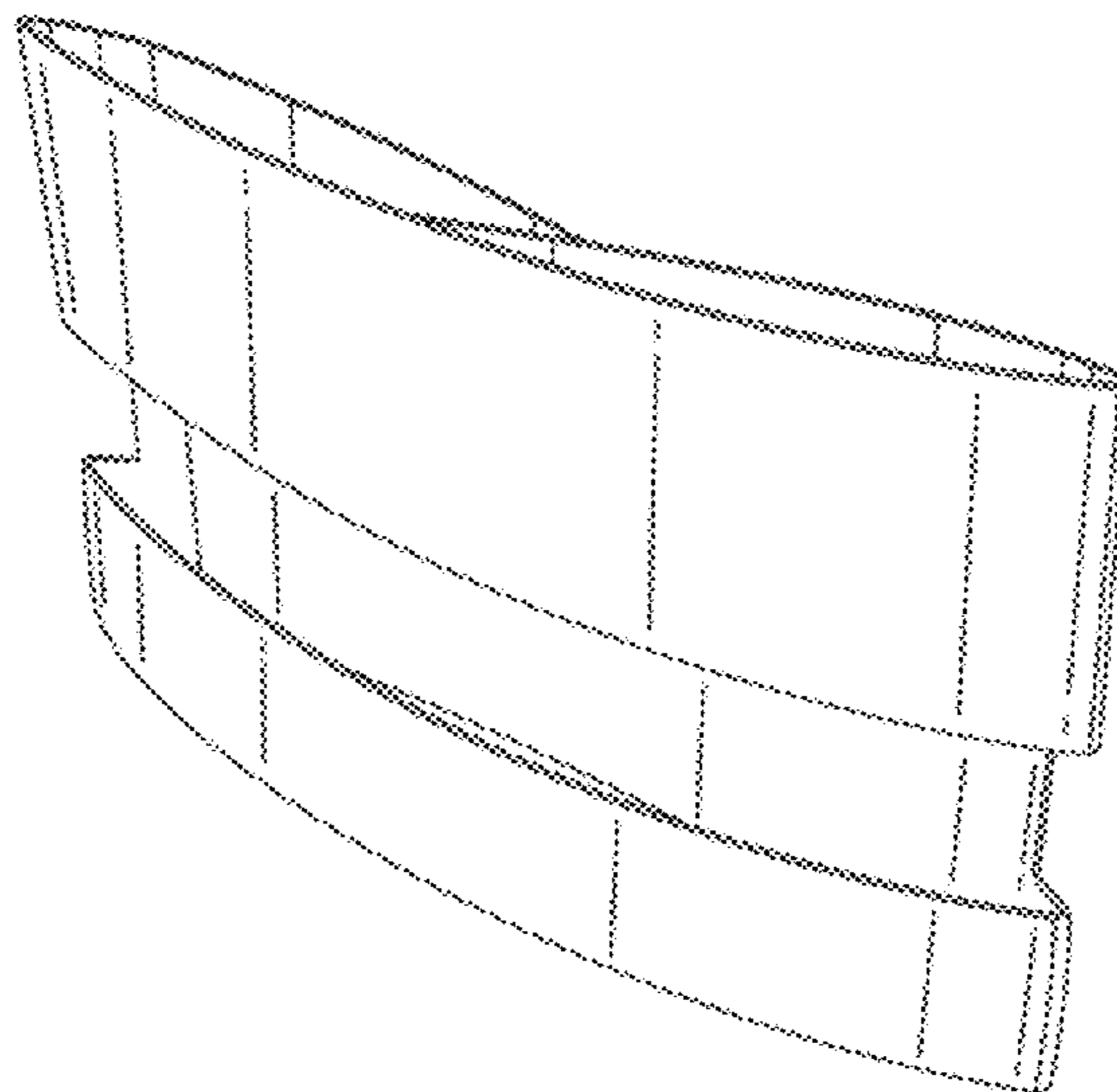
(57) **CLAIM**

The ornamental design for a pocket square and tie holder, as shown and described.

**DESCRIPTION**

FIG. 1 is a front, top, left perspective view of a pocket square and tie holder showing my new design therefor;  
 FIG. 2 is a view similar to FIG. 1 with a pocket square and tie shown in broken line and forming no part of the design;  
 FIG. 3 is a front elevational view of the embodiment shown in FIG. 1;  
 FIG. 4 is a rear elevational view thereof;  
 FIG. 5 is a left side elevational view thereof;  
 FIG. 6 is a right side elevational view thereof;  
 FIG. 7 is a top plan view thereof; and,  
 FIG. 8 is a bottom plan view thereof.

**1 Claim, 5 Drawing Sheets**



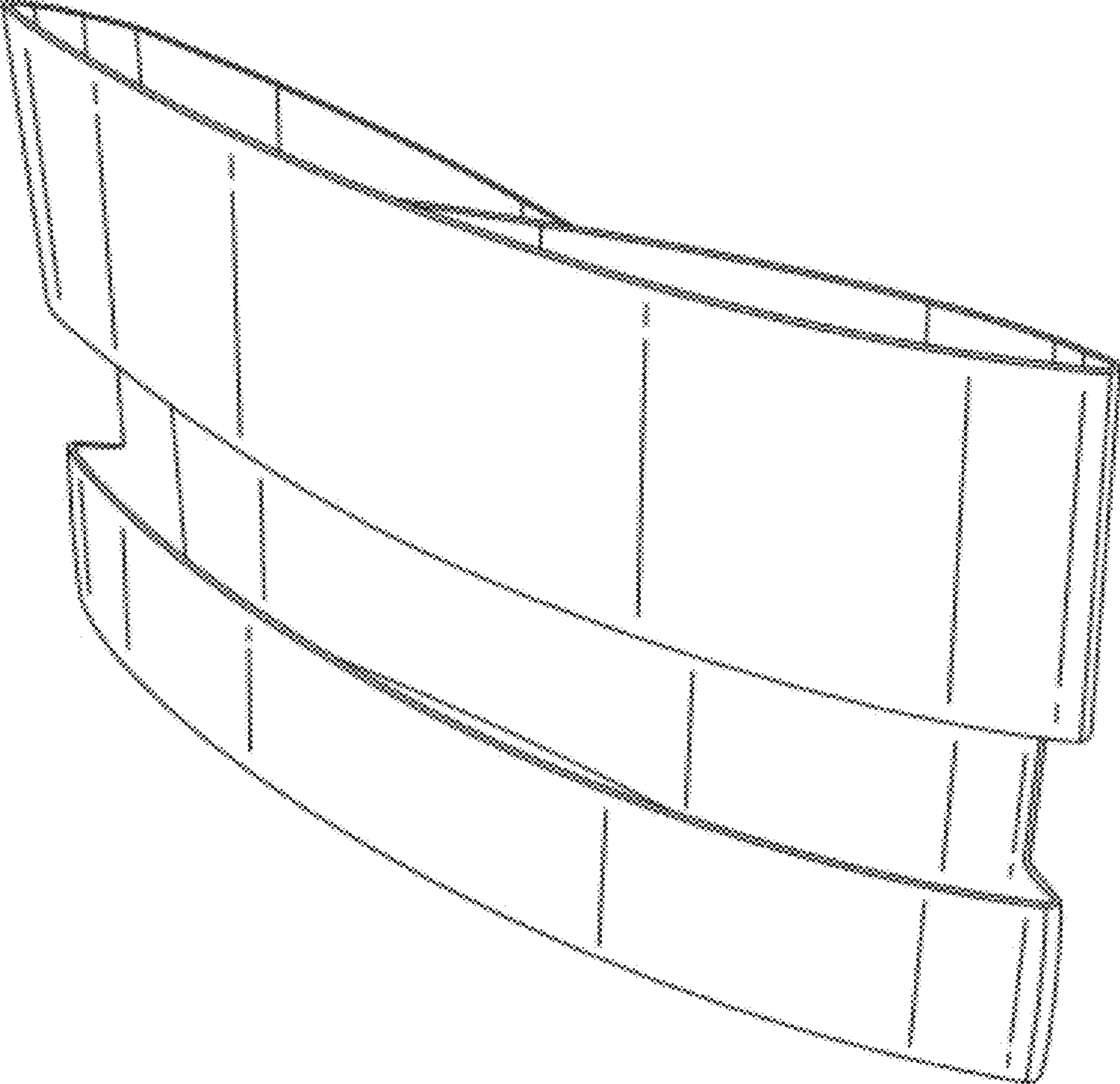


FIG. 1

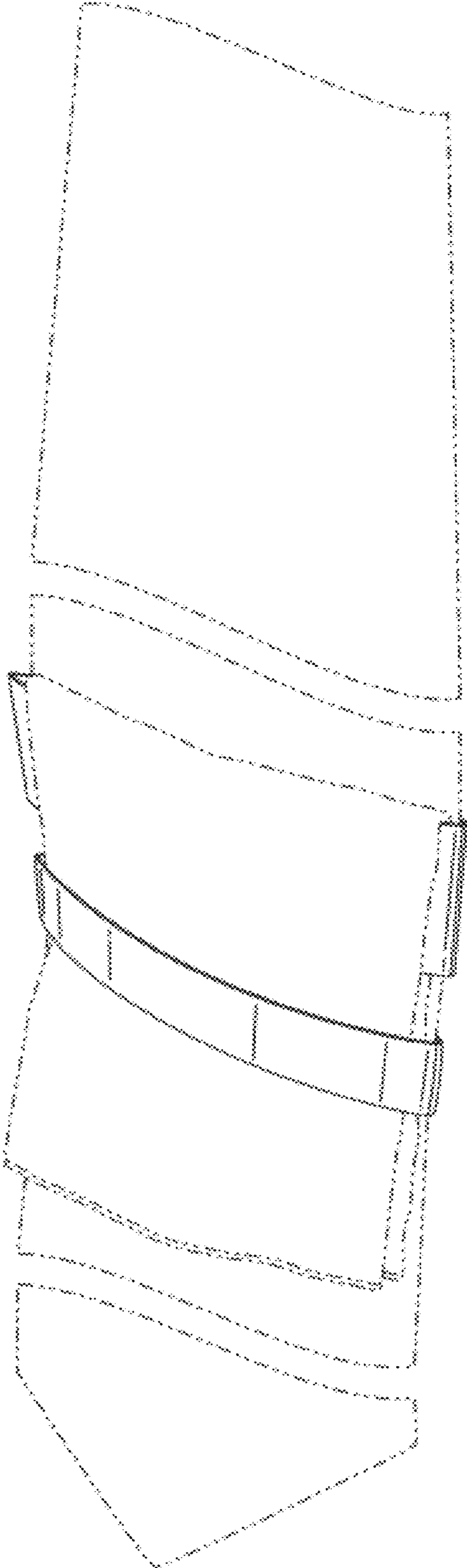


FIG. 2

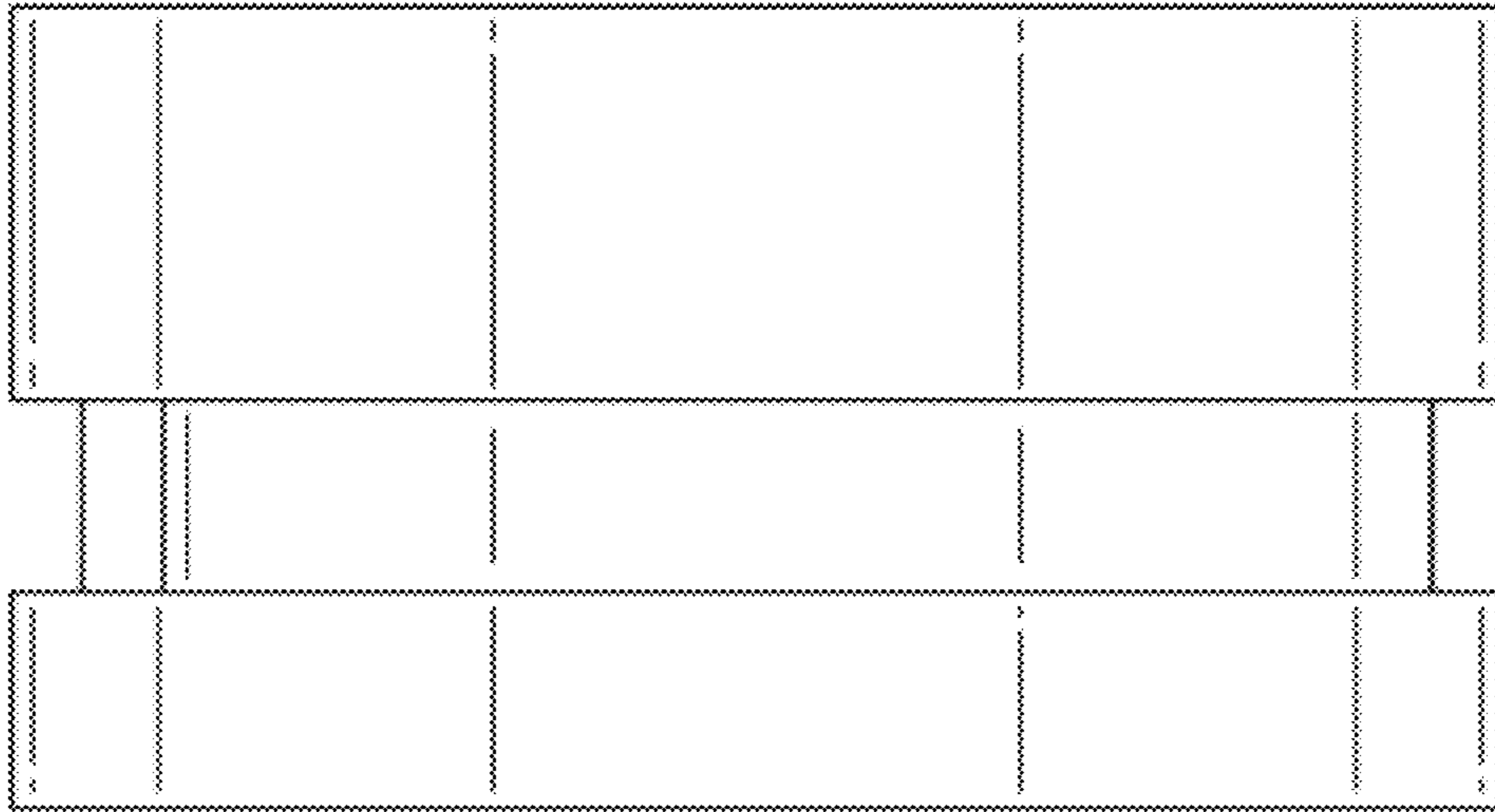


FIG. 3

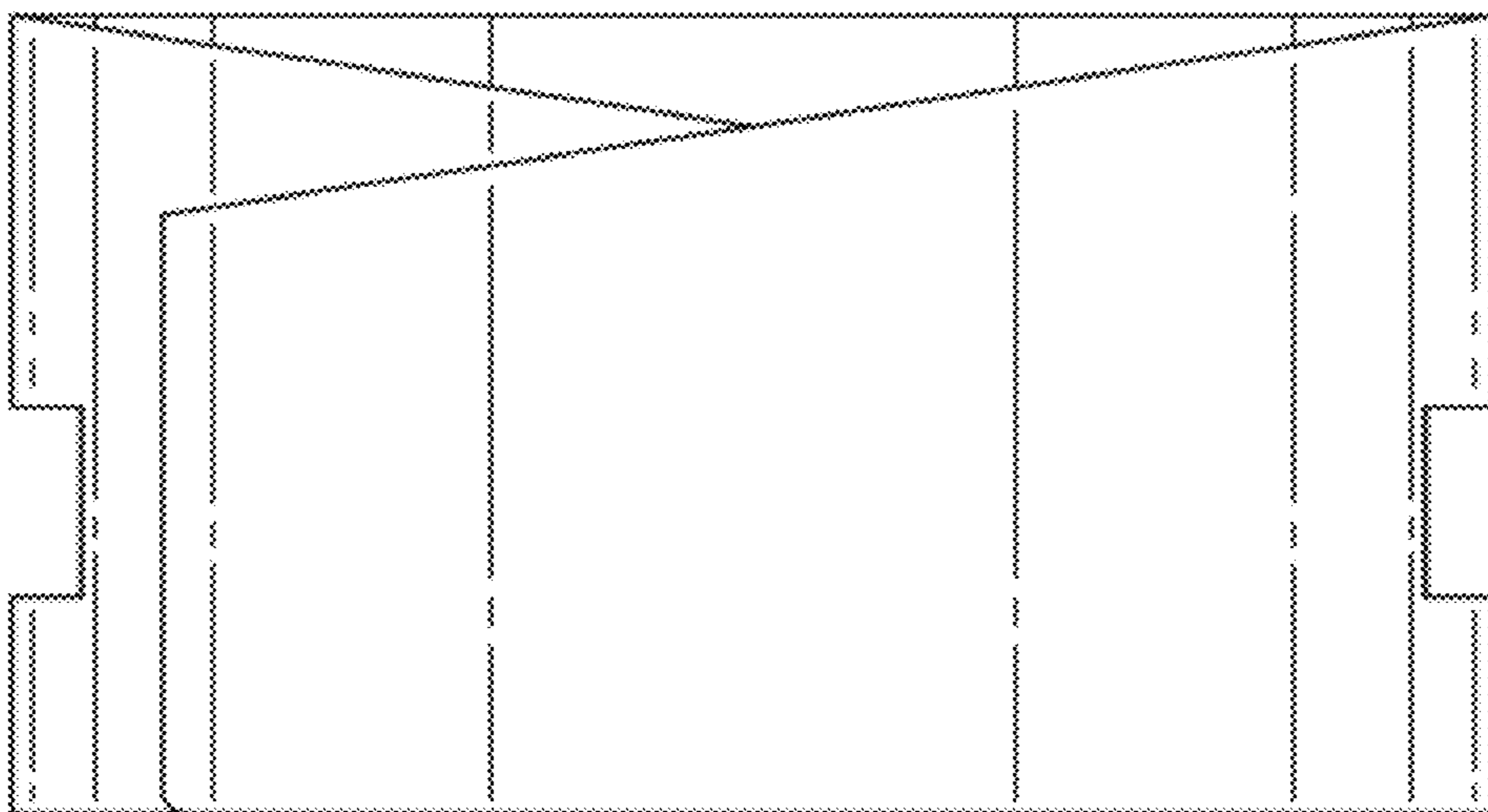


FIG. 4






FIG. 5



FIG. 6



FIG. 7



FIG. 8